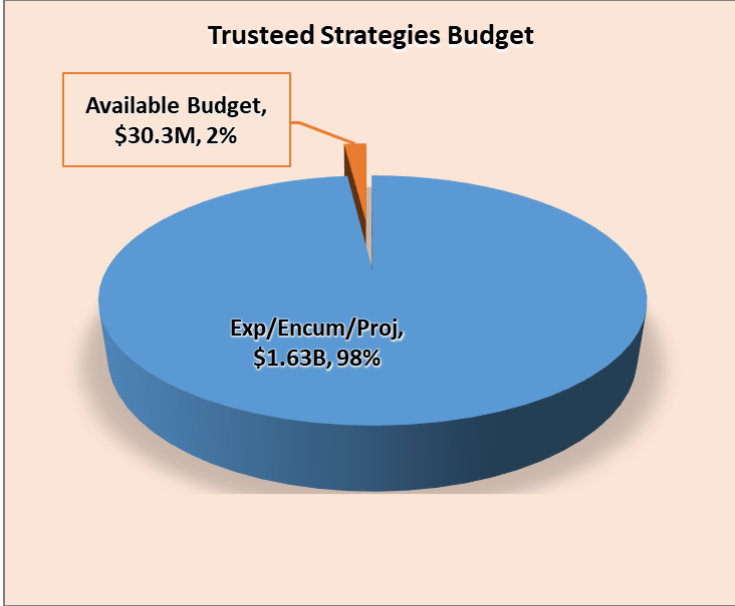
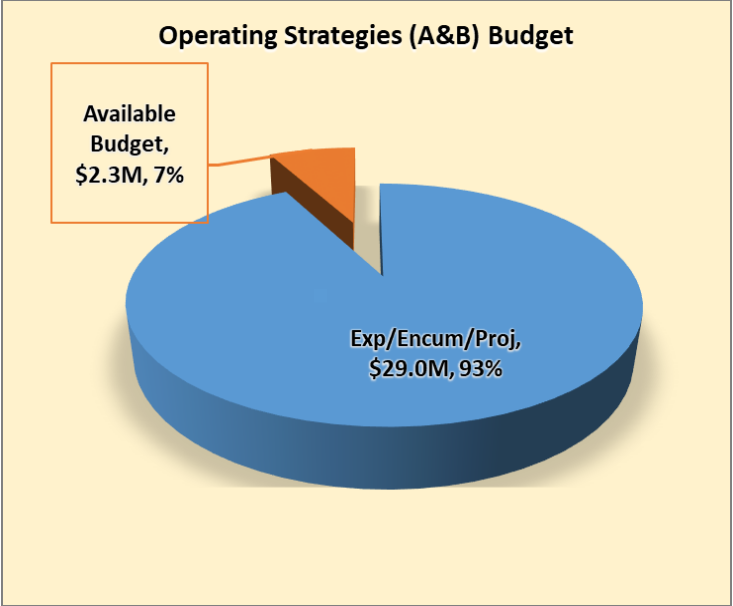




Monthly Financial Report for period ending 8/31/2019

- 1. Operating/Trusteed 1
- 2. Federal Programs 4
- 3. Budget Adjustments 5
- 4. Cash Balance Summary..... 11
- 5. Loan Receivable Review 12

**Operating and Trusted Summary
Period Ending: 8/31/2019**



**Operating and Trusteed Budget
Period Ending: 8/31/2019**

		Original Budget	Budget Adjusts. or Reclass	Adjusted Budget	FYTD Expense	FYTD Encumb	Projected Obligations	Available Budget
Coordination/Planning for Higher Ed								
A.1.1	College Readiness and Success	\$ 2,490,364	\$ (6,958)	\$ 2,483,406	\$ 1,898,001	\$ 383,830	\$ -	\$ 201,575
A.1.2	Student Loan Programs	7,503,518	701,799	8,205,317	6,575,166	718,307	-	911,844
A.1.3	Financial Aid Services	729,443	-	729,443	685,165	-	-	44,278
A.1.4	Academic Quality & Workforce	2,052,576	97,612	2,150,188	1,814,457	175,356	-	160,375
A.1.5	Strategic Planning and Funding	2,879,754	63,288	2,943,042	2,713,975	8,689	-	220,378
A.1.6	Innovation & Policy Develop	282,636	-	282,636	248,704	24,548	-	9,384
A.1.7	Oversight for Profit	250,000	-	250,000	79,743	3,000	-	167,257
A.1.8	Fields of Study	115,397	199,897	315,294	77,020	3,300	-	234,974
A		\$ 16,303,688	\$ 1,055,638	\$ 17,359,326	\$ 14,092,230	\$ 1,317,030	\$ -	\$ 1,950,066
Agency Operations								
B.1.1	Central Administration	5,513,094	-	5,513,094	5,244,550	72,335	-	196,209
B.1.2	Information Resources	6,313,322	295,612	6,608,934	5,618,655	851,454	-	138,825
B.1.3	Facilities Support	1,818,862	-	1,818,862	1,750,046	14,212	-	54,604
B		\$ 13,645,278	\$ 295,612	\$ 13,940,890	\$ 12,613,251	\$ 938,001	\$ -	\$ 389,638
Affordability and Debt								
C.1.1	Texas Grant Program	393,229,872	13,122,930	406,352,802	402,519,517	3,832,033	-	1,252
C.1.2	Texas B-on-Time Program - Public	2,904,040	3,819,479	6,723,519	1,002,012	-	-	5,721,507
C.1.3	Texas B-on-Time Program - Private	902,800	1,208,646	2,111,446	352,401	-	-	1,759,045
C.1.4	Tuition Equalization Grants	85,905,147	13,607	85,918,754	85,673,200	245,554	-	-
C.1.5	TEOG PUB Community Colleges	44,236,458	129,617	44,366,075	41,821,374	2,544,701	-	-
C.1.6	TEOG PUB State/Tech Colleges	3,759,692	110,981	3,870,673	3,756,025	114,648	-	-
C.1.7	College Work Study Program	9,404,639	260,837	9,665,476	8,639,729	666,024	-	359,723
C.1.8	License Plate Scholarships	247,400	12,986	260,386	155,536	22,402	-	82,448
C.1.9	Educational Aide Program	500,000	138,788	638,788	223,755	243,396	-	171,637
C.1.10	Top 10 Percent Scholarships	223,048	10,000	233,048	-	-	-	233,048
C.1.11	TX Armed Services Scholarships	1,335,000	(344,763)	990,237	990,237	-	-	-
C		\$ 542,648,096	\$ 18,483,108	\$ 561,131,204	\$ 545,133,786	\$ 7,668,758	\$ -	\$ 8,328,660
College Readiness and Success								
D.1.1	ADVISE TX	2,000,000	1,910,130	3,910,130	2,031,479	-	-	1,878,651
D.1.2	Developmental Education Program	1,325,000	238,583	1,563,583	103,189	1,344,443	-	115,951
D		\$ 3,325,000	\$ 2,148,713	\$ 5,473,713	\$ 2,134,668	\$ 1,344,443	\$ -	\$ 1,994,602

**Operating and Trusteed Budget (cont.)
Period Ending: 8/31/2019**

		Original Budget	Budget Adjusts. or Reclass	Adjusted Budget	FYTD Expense	FYTD Encumb	Projected Obligations	Available Budget
Industry Workforce								
E.1.2	Teach for Texas Loan Repayment	1,337,500	1,012,001	2,349,501	1,163,498	1,110,143	-	75,860
E.1.5	Math and Science Scholar's LRP	1,287,500	487,500	1,775,000	24,986	-	-	1,750,014
E.1.6	NortheastTexasInitiativeandTC3	2,500,000	-	2,500,000	2,500,000	-	-	-
E.1.7	Bilingual Education Program	750,000	-	750,000	714,722	7,396	-	27,882
E		\$ 5,875,000	\$ 1,499,501	\$ 7,374,501	\$ 4,403,206	\$ 1,117,539	\$ -	\$ 1,853,756
Industry Workforce - Health Related								
F.1.1	Family Practice Residency	5,000,000	12,004	5,012,004	5,003,891	8,102	-	11
F.1.2	Preceptorship Program	1,500,000	-	1,500,000	1,499,550	-	-	450
F.1.3	GME Expansion	48,525,000	6,290,789	54,815,789	51,868,672	999,579	-	1,947,538
F.1.4	Trauma Care Program	2,061,250	-	2,061,250	2,061,240	-	-	10
F.1.5	Joint Admission Medical Program	-	-	-	-	-	-	-
F.1.6	ProfNurseShortageReductionPgm	9,890,048	1,142,050	11,032,098	11,031,145	-	-	953
F.1.7	Physician Ed Loan Repay Pgm	12,675,000	5,619	12,680,619	-	12,672,292	-	8,327
F.1.8	Mental Health Loan Repay Pgm	1,062,500	-	1,062,500	-	1,061,697	-	803
F.1.9	Other Loan Repayment Programs	-	346,587	346,587	238,226	-	-	108,361
F.1.10	Nursing Faculty Loan Repay PGM	1,500,000	181,005	1,681,005	519,315	1,048,287	-	113,403
F		\$ 82,213,798	\$ 7,978,054	\$ 90,191,852	\$ 72,222,039	\$ 15,789,957	\$ -	\$ 2,179,856
Baylor College of Medicine								
G.1.1	Baylor Coll of Medicine - UGME	37,599,919	-	37,599,919	17,557,390	19,828,972	-	213,557
G.1.2	Baylor Coll of Medicine - GME	7,710,499	-	7,710,499	7,710,499	-	-	-
G.1.3	BaylorCollMedPermEndowFund	1,425,000	120,030	1,545,030	1,159,209	265,791	-	120,030
G.1.4	BaylorCollMedPermHealthFund	1,914,193	228,552	2,142,745	1,607,567	306,626	-	228,552
G		\$ 48,649,611	\$ 348,582	\$ 48,998,193	\$ 28,034,665	\$ 20,401,389	\$ -	\$ 562,139
Close the Gaps Tobacco Funds								
H.1.1	EARNINGS - Minority Health	3,972,340	2,654,732	6,627,072	112,261	332,713	-	6,182,098
H.1.2	EARNINGS - Nursing/Allied Health	5,420,324	3,143,904	8,564,228	-	-	-	8,564,228
H		\$ 9,392,664	\$ 5,798,636	\$ 15,191,300	\$ 112,261	\$ 332,713	\$ -	\$ 14,746,326
Research								
I.1.1	Texas Research Incentive Program	17,500,000	-	17,500,000	17,500,000	-	-	-
I.1.2	AUTISM Program	3,900,000	988,001	4,888,001	2,415,208	2,422,178	-	50,615
I		\$ 21,400,000	\$ 988,001	\$ 22,388,001	\$ 19,915,208	\$ 2,422,178	\$ -	\$ 50,615
Other Programs								
Z.1.1	Community Colleges	908,079,998	-	908,079,998	908,079,998	-	-	-
Z		\$ 908,079,998	\$ -	\$ 908,079,998	\$ 908,079,998	\$ -	\$ -	\$ -
Total Uses Of Revenue		\$ 1,651,533,133	\$ 38,595,845	\$ 1,690,128,978	\$ 1,606,741,311	\$ 51,332,008	\$ -	\$ 32,055,659

Goal E - Federal trusteed programs are reported separately on the next page.

**Goal E: Federal Trusted Report
Period Ending: 8/31/2019**

Federal Fiscal Year	CFDA	From Date	To Date	Award Amount	Expenditures	Obligated	Unobligated Balance	Revenue/ Drawdown	Cash Balance
AIR-IES RCT									
16	84.305	9/1/2018	8/31/2019	\$677,085.00	\$658,780.64	\$0.00	\$18,304.36	\$657,252.03	-\$1,528.61
Perkins AQ&W Admin									
19	84.048	8/30/2018	9/30/2019	\$642,717.04	\$444,901.76	\$27,614.08	\$170,201.20	\$437,858.18	-\$7,043.58
Perkins Compliance Admin									
19	84.048	8/30/2018	9/30/2019	\$88,515.00	\$86,276.70	\$0.00	\$2,238.30	\$81,168.66	-\$5,108.04
Perkins SP&F Admin									
19	84.048	8/30/2018	9/30/2019	\$218,735.96	\$117,237.46	\$0.00	\$101,498.50	\$120,499.18	\$3,261.72
Perkins-Formula									
19	84.048	8/30/2018	9/30/2019	\$33,616,617.00	\$23,757,432.00	\$9,454,284.00	\$404,901.00	\$23,757,432.00	\$0.00
Perkins-Leadership									
19	84.048	8/30/2018	9/30/2019	\$459,026.00	\$177,466.00	\$281,560.00	\$0.00	\$177,466.00	\$0.00
Perkins-Nontraditional Leadership									
19	84.048	8/30/2018	9/30/2019	\$45,000.00	\$38,421.00	\$6,579.00	\$0.00	\$38,421.00	\$0.00
Total				\$35,747,696.00	\$25,280,515.56	\$9,770,037.08	\$697,143.36	\$25,270,097.05	-\$10,418.51

Agency Budget					5 of 15
Year-to-Date Budget Adjustments					
As of 8/31/2019					
College Readiness and Success					
A.1.1	College Readiness	39001	BU35-APPN TRNSFR_COLL RDNS TO STRAT PLN & FNDNG	(50,000.00)	
	University of Virginia Texting	40101	INCRS BDGT DUE TO UBs TO FY19	13,042.00	
			BU14-SET UP FY19 BDGT FOR UVA TEXTING CAMPGN	30,000.00	
				(6,958.00)	
Student Loan Programs					
A.1.2	Student Loan Administration	13818	BU09-BOT APPN TRNSFR OF GR & GRD TO LN PGM	300,000.00	
	Student Loan Prog-Fd 5103	66031	BU09-BOT APPN TRNSFR OF GR & GRD TO LN PGM	401,799.00	
				701,799.00	
Academic Quality & Workforce					
A.1.4	Open Educational Resources	32018	UB VARIOUS PGMS FRM PRV'S AYs to 19	97,612.00	
				97,612.00	
Strategic Planning and Funding					
A.1.5	Education Research Centers	44001	BU07-AY 19 BDGT TRNSFR W_I APPN BTWN PCAs FOR ERC	14,000.00	
			BU06-BDGT TRNSFR W/I APPN-SP&F TO ERC & TX CMLPTS	18,000.00	
			INCRS BDGT DUE TO UBs TO FY19	3,955.00	
	Gates Foundation 60X30TX Grant	44003	INCRS BDGT DUE TO UBs TO FY19	665.00	
	Gates Foundation Emergency Aid	48001	INCRS BDGT DUE TO UBs TO FY19	8,149.00	
	Strategic Planning & Funding	13813	BU35-APPN TRNSFR_COLL RDNS TO STRAT PLN & FNDNG	50,000.00	
			BU17-BDGT TRNSFR W/I APPN-SP&F TO TX CMLPTS	(13,000.00)	
			BU25-BDGT TRNSFR W_I APPN_SP&F TO TX CMLPTS DATA	(13,000.00)	
			BU28_BDGT TRNSFR W_I APPN SP&F TO TX CMLPTS DATA	(13,000.00)	
			BU06-BDGT TRNSFR W/I APPN-SP&F TO ERC & TX CMLPTS	(40,000.00)	
			BU07-AY 19 BDGT TRNSFR W_I APPN BTWN PCAs FOR ERC	(8,000.00)	
	TX Regional Alignment Netw orks	34004	BU07-AY 19 BDGT TRNSFR W_I APPN BTWN PCAs FOR ERC	(6,000.00)	
	Texas Completes Data Support	44002	BU06-BDGT TRNSFR W/I APPN-SP&F TO ERC & TX CMLPTS	22,000.00	
			INCRS BDGT DUE TO UBs TO FY19	519.00	
			CRRCTN TO DOC#A900277M	13,000.00	
			BU25-BDGT TRNSFR W_I APPN_SP&F TO TX CMLPTS DATA	13,000.00	
			BU28_BDGT TRNSFR W_I APPN SP&F TO TX CMLPTS DATA	13,000.00	
			CRRCTN TO DOC#A900277M	(13,000.00)	
			BU17-BDGT TRNSFR W/I APPN-SP&F TO TX CMLPTS	13,000.00	
				63,288.00	
Fields of Study					
A.1.8	Fields of Study	32020	UB VARIOUS PGMS FRM PRV'S AYs to 19	190,697.00	
			BU31-MID YR UB VARIOUS PGMS TO AY19	9,200.00	
				199,897.00	

Agency Budget						6 of 15
Year-to-Date Budget Adjustments (continued 1)						
As of 8/31/2019						
Strategy	Budget Adjustments By Strategy	PCA Code	Transaction Description	Increase	Decrease	
Central Administration						
B.1.1	COMMISSIONER'S OFFICE	38003	BU30-BDGT TRNSFR W/I APPN BTWN PCA'S_HR, FNS & APP & COMM	85,000.00		
			BU26-TRNSFR BTWN PCA'S W/I APPN-COMM, DCOC & DCA PP	28,053.00		
	DEP COMM-ACAD PLANNING & POL	38008	BU30-BDGT TRNSFR W/I APPN BTWN PCA'S_HR, FNS & APP & COMM		(20,000.00)	
			BU26-TRNSFR BTWN PCA'S W/I APPN-COMM, DCOC & DCA PP	2,953.00		
	DEP COMM-OPS & COMMUN COO	38007	BU26-TRNSFR BTWN PCA'S W/I APPN-COMM, DCOC & DCA PP		(31,006.00)	
	FINANCIAL SERVICES	38004	INCRS COLL'D USA S BDGT/OFFSET ENTRIES IN MIP		(176,433.00)	
			INCRS COLL'D USA S BDGT/OFFSET ENTRIES IN MIP	176,433.00		
			BU30-BDGT TRNSFR W/I APPN BTWN PCA'S_HR, FNS & APP & COMM		(45,000.00)	
	HUMAN RESOURCES	38005	BU30-BDGT TRNSFR W/I APPN BTWN PCA'S_HR, FNS & APP & COMM		(20,000.00)	
Information Resources						
B.1.2	Acquisition IT Infrastructure	37002	UB VARIOUS PGMS FRM PRV S AYs to 19	223.00		
	Cybersecurity Initiatives	37007	UB VARIOUS PGMS FRM PRV S AYs to 19	83,674.00		
			UB VARIOUS PGMS FRM PRV S AYs to 19	64,214.00		
	Cybersecurity Services DCS	37006	UB VARIOUS PGMS FRM PRV S AYs to 19	86,394.00		
			UB VARIOUS PGMS FRM PRV S AYs to 19	61,106.00		
				295,612.00		
Texas Grant Program						
C.1. 1	TEXAS Grant Program	13099	BU11-INCRS APPN BDGT/STORED VALUE CARDS CSH TRNSFR	56,728.00		
			BU10-INCRS APPN BDGT / T-STEM TO TX GRNTS CSH TRNSFR	40,104.00		
			UB VARIOUS PGMS FRM PRV S AYs to 19	11,989,893.00		
			BU24-APPN BDGT TRNSFR TCWS TO TX GRNTS	20,000.00		
			BU39-APPN TRNSFR RIDER 28 FRM TASSP TO TX GNTS	314,763.00		
			CORRCTN TO BU02 - BACK DATE APPN TRNSFR-RIDER 28	30,000.00		
			INCRS BDGT DUE TO UBs TO FY19	47,532.00		
			BU34-APPN BDGT TRNSFR_TCWS TO TX GRNTS TEOG & TEG	55,581.00		
			BU32-APPN TRNSFRS-TCWS, TX GRNTS, ED AID & TEOG	568,329.00		
				13,122,930.00		
Texas B-on-Time Program - Publ						
C.1. 2	TX B-on-Time Public Fd 5103	13126	BU09-BOT APPN TRNSFR OF GR & GRD TO LN PGM		(401,799.00)	
			UB VARIOUS PGMS FRM PRV S AYs to 19	4,221,278.00		
				3,819,479.00		
Texas B-on-Time Program - Priv						
C.1. 3	TX B-on-Time Private Fd 0001	13128	BU09-BOT APPN TRNSFR OF GR & GRD TO LN PGM		(300,000.00)	
			UB VARIOUS PGMS FRM PRV S AYs to 19	1,508,646.00		
				1,208,646.00		
Tuition Equalization Grants						
C.1. 4	Tuition Equalization Grants	06105	BU34-APPN BDGT TRNSFR_TCWS TO TX GRNTS TEOG & TEG	459.00		
			UB VARIOUS PGMS FRM PRV S AYs to 19	13,148.00		
				13,607.00		

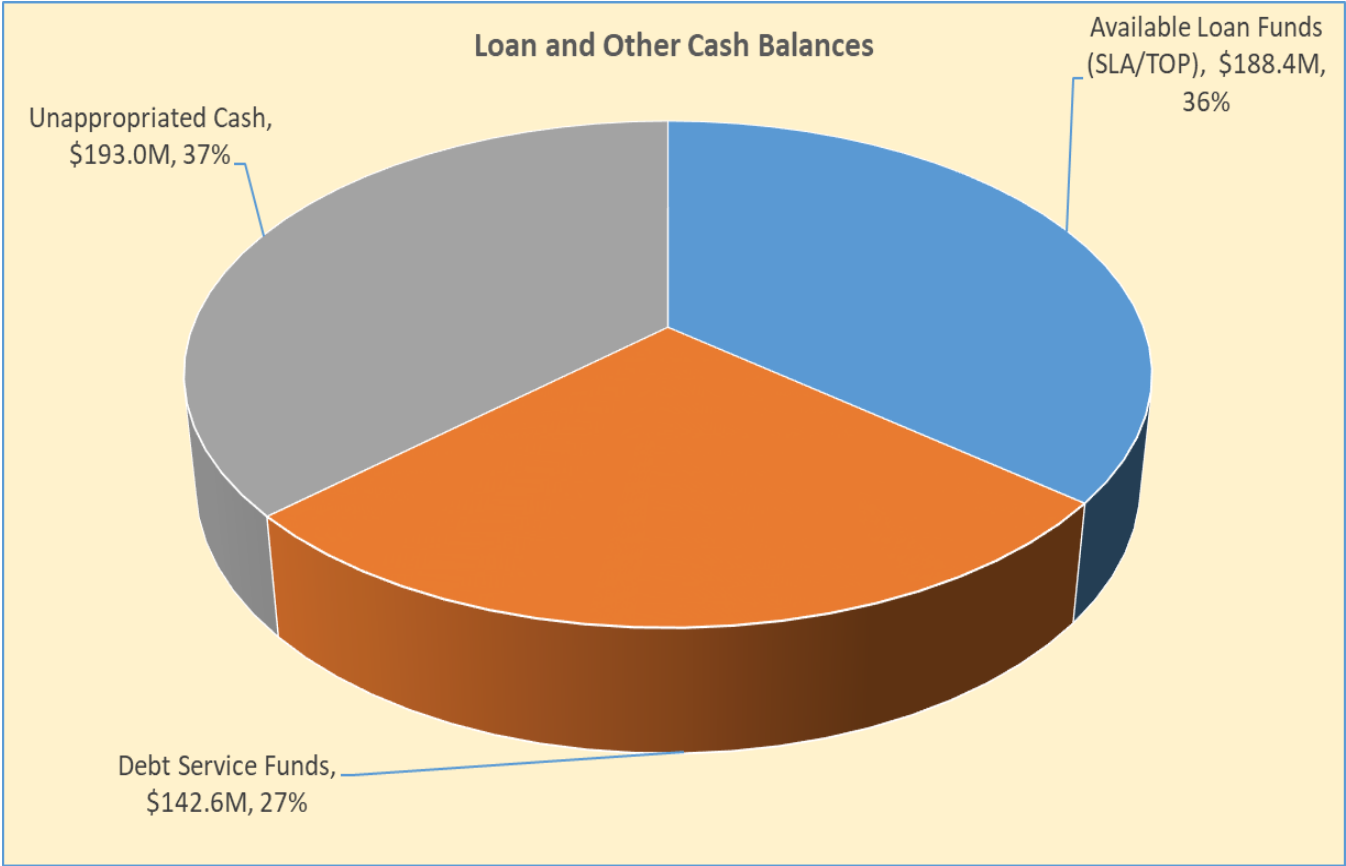
Agency Budget						7 of 15
Year-to-Date Budget Adjustments (continued 2)						
As of 8/31/2019						
Strategy	Budget Adjustments By Strategy	PCA Code	Transaction Description	Increase	Decrease	
TEOG PUB Community Colleges						
C.1. 5	TEOG PUB COMMUNITY COLLEGES	36002	UB VARIOUS PGMS FRM PRVS AYs to 19	14,032.00		
			BU34-APPN BDGT TRNSFR_TCWS TO TX GRNTS TEOG & TEG	23,585.00		
			BU32-APPN TRNSFRS-TCWS, TX GRNTS, ED AID & TEOG	92,000.00		
				129,617.00		
TEOG PUB State/Tech Colleges						
C.1. 6	TEOG PUB STATE/TECH COLLEGES	36003	UB VARIOUS PGMS FRM PRVS AYs to 19	102,981.00		
			BU32-APPN TRNSFRS-TCWS, TX GRNTS, ED AID & TEOG	8,000.00		
				110,981.00		
College Work Study Program						
C.1. 7	College Work Study Program	22339	BU32-APPN TRNSFRS-TCWS, TX GRNTS, ED AID & TEOG		(568,329.00)	
			BU34-APPN BDGT TRNSFR_TCWS TO TX GRNTS TEOG & TEG		(79,625.00)	
			UB VARIOUS PGMS FRM PRVS AYs to 19	579,972.00		
			BU24-APPN BDGT TRNSFR TCWS TO TX GRNTS		(20,000.00)	
			BU29-BDGT TRNSFR W_I APPN_CWS to CWS-MNTRSHIP		(500,000.00)	
	Work Study Mentorship Program	22349	UB VARIOUS PGMS FRM PRVS AYs to 19	348,819.00		
			BU29-BDGT TRNSFR W_I APPN_CWS to CWS-MNTRSHIP	500,000.00		
				260,837.00		
License Plate Scholarships						
C.1. 8	Austin College PLT	66016	UB VARIOUS PGMS FRM PRVS AYs to 19	155.00		
	Baylor University FLT	66014	UB VARIOUS PGMS FRM PRVS AYs to 19	666.00		
	Boy Scout License Plates	66008	UB VARIOUS PGMS FRM PRVS AYs to 19	379.00		
	Collegiate Crossover Lic Plate	66004	UB VARIOUS PGMS FRM PRVS AYs to 19	2,330.00		
	Cotton Boll License Plates	66006	UB VARIOUS PGMS FRM PRVS AYs to 19	885.00		
			BU38-INCRS BDGT_3 LPs-COTN BOLL,SMU	1,800.00		
	Girl Scout License Plates	66007	UB VARIOUS PGMS FRM PRVS AYs to 19	67.00		
	Houston Rodeo License Plates	66005	UB VARIOUS PGMS FRM PRVS AYs to 19	139.00		
	LSU Alumni License Plates	66009	UB VARIOUS PGMS FRM PRVS AYs to 19	2,565.00		
	Lubbock Christian Univ PLT	66020	UB VARIOUS PGMS FRM PRVS AYs to 19	24.00		
	MADD License Plate	66011	UB VARIOUS PGMS FRM PRVS AYs to 19	45.00		
	Rice University PLT	66017	UB VARIOUS PGMS FRM PRVS AYs to 19	548.00		
	SMU Royalty License Plate	66012	CORRECTION TO B900094M / SFX 37 & 38		(906.00)	
			UB VARIOUS PGMS FRM PRVS AYs to 19	1,029.00		
			BU38-INCRS BDGT_3 LPs-COTN BOLL,SMU	800.00		
	Southern Methodist Univ PLT	66018	UB VARIOUS PGMS FRM PRVS AYs to 19	285.00		
	Southwestern University PLT	66022	UB VARIOUS PGMS FRM PRVS AYs to 19	24.00		
			CORRECTION TO B900094M / SFX 55 & 56		(24.00)	
			BU38-INCRS BDGT_3 LPs-COTN BOLL,SMU	200.00		
	St. Mary's University PLT	66021	UB VARIOUS PGMS FRM PRVS AYs to 19	101.00		
	Texas Christian Univ PLT	66019	UB VARIOUS PGMS FRM PRVS AYs to 19	255.00		
	Univ of Florida License Plates	66010	UB VARIOUS PGMS FRM PRVS AYs to 19	1,469.00		
	Univ of Mary Hardin Baylor PLT	66015	UB VARIOUS PGMS FRM PRVS AYs to 19	89.00		
	University of St. Thomas PLT	66023	UB VARIOUS PGMS FRM PRVS AYs to 19	63.00		
				12,986.00		

Agency Budget Year-to-Date Budget Adjustments (continued 3) As of 8/31/2019						8 of 15
Strategy	Budget Adjustments By Strategy	PCA Code	Transaction Description	Increase	Decrease	
Educational Aide Program						
C.1. 9	Educational Aide Program	36010	UB VARIOUS PGMS FRM PRVS AYs to 19 BU32-APPN TRNSFRS-TCWS, TX GRNTS, ED AID & TEOG	238,788.00		
						(100,000.00)
				138,788.00		
Top 10 Percent Scholarships						
C.1.10	Top 10 Percent Scholarships	20356	UB VARIOUS PGMS FRM PRVS AYs to 19	10,000.00		
						10,000.00
TX Armed Services Scholarships						
C.1.11	TX Armed Serv Scholarsh Prog	21968	BU39-APPN TRNSFR RIDER 28 FRM TASSP TO TX GNTS CORRCTN TO BU02 - BACK DATE APPN TRNSFR-RIDER 28			(314,763.00)
						(30,000.00)
						(344,763.00)
ADVISE TX						
D.1.1	TWC Advise TX IO	40102	BU21-SET UP BDGT FOR TWC ADVISE TX IO	1,910,130.00		
						1,910,130.00
Developmental Education Progra						
D.1.2	Developmental Ed Prog	30004	UB VARIOUS PGMS FRM PRVS AYs to 19 LEG TRNSFR OUT TO AGY 721 AY 19 BU31-MID YR UB VARIOUS PGMS TO AY 19	358,583.00		
						(200,000.00)
				80,000.00		
						238,583.00
Career/Technical Edu Prog-Adm						
E.1.1A	PERKINS - AQ&W ADMIN 84.048	52001	BU18-PERKINS BDGT TRNSFR W/I APPN BTWN PCA's-AQW to SPF BU19-PERKINS BDGT XFER W/I APPN_AQ&W to Complinc BU20-PERKINS ADMIN-AQW_ALIGN AY TO FFY BDGT BU20-PERKINS ADMIN-AQW_ALIGN AY TO FFY BDGT	229,351.00		(16,671.00)
						(15,000.00)
						(229,351.00)
						(229,351.00)
	Perkins-Compliance Adm 84.048	56001	BU19-PERKINS BDGT XFER W/I APPN_AQ&W to Complinc	15,000.00		
	Perkins-SP&FADMIN 84.048	54004	BU18-PERKINS BDGT TRNSFR W/I APPN BTWN PCA's-AQW to SPF	16,671.00		
						(229,351.00)
Career/Technical Edu Prog-Gran						
E.1.1G	Perkins Formula-84.048	52003	BU12-INCRS PERKINS AY 19 GRNT BDGT DUE TO ORIG NOGA BU27-PERKINS A MNDMNT 1-FORMULA GNT INCRS	6,635,230.00		
						3,492,231.00
	Perkins Leadership-84.048	17705	BU12-INCRS PERKINS AY 19 GRNT BDGT DUE TO ORIG NOGA			(2,259,404.00)
						7,868,057.00
Teach for Texas Loan Repayment						
E.1.2	Teach for Texas Loan Repayment	13599	BU31-MID YR UB VARIOUS PGMS TO AY 19 UB VARIOUS PGMS FRM PRVS AYs to 19 AGY RQSTNG TRNSFR 800K TO TFLTRP CORRCTN TO BU01 W_BCK DATE	26,902.00		
						5,849.00
						800,000.00
						179,250.00
						1,012,001.00

Agency Budget						9 of 15
Year-to-Date Budget Adjustments (continued 4)						
As of 8/31/2019						
Strategy	Budget Adjustments By Strategy	PCA Code	Transaction Description	Increase	Decrease	
Math and Science Scholar's LRP						
E.1.5	Math and Science LRP GR	36004	UB VARIOUS PGMS FRM PRV'S AYs to 19	1,112,737.00		
			AGY RQSTNG TRNSFR 800K TO TFLTRP		(800,000.00)	
			BU31-MID YR UB VARIOUS PGMS TO AY19	174,763.00		
				487,500.00		
Family Practice Residency						
F.1. 1	FP-Rural & Pub Health Rotation	08794	UB VARIOUS PGMS FRM PRV'S AYs to 19	12,000.00		
			BU15_FPRP BDGT TRNSFR BTWN PCA'S W/I APPN		(38,000.00)	
			BU33_FPRP BDGT TRNSFR BTWN PCA'S W/I APPN	34,300.00		
			BU36-REVERSAL TO BDGT ADJSTMNT BU33		(34,300.00)	
	Family Practice Residency	08793	BU36-REVERSAL TO BDGT ADJSTMNT BU33	34,300.00		
			BU15_FPRP BDGT TRNSFR BTWN PCA'S W/I APPN	38,000.00		
			UB VARIOUS PGMS FRM PRV'S AYs to 19	4.00		
			BU33_FPRP BDGT TRNSFR BTWN PCA'S W/I APPN		(34,300.00)	
				12,004.00		
GME Expansion						
F.1. 3	GME Expansion	32013	CORRECTION TO B900094M / SFX 74 & 75	250,000.00		
			UB VARIOUS PGMS FRM PRV'S AYs to 19	4,725,834.00		
			BU37-BDGT TRNSFR W_I APPN BTWN PCA's-GME EXPNSN	241,801.00		
	GME Expansion/GME PERM Fd-0179	42002	BU16-INCRS EST'D GME PERM FD BDGT	566,901.00		
	GME New /Expanded Programs	32012	UB VARIOUS PGMS FRM PRV'S AYs to 19	748,055.00		
			BU37-BDGT TRNSFR W_I APPN BTWN PCA's-GME EXPNSN		(748,055.00)	
	GME Planning Grants	32014	UB VARIOUS PGMS FRM PRV'S AYs to 19	250,000.00		
			CORRECTION TO B900094M / SFX 77 & 78		(250,000.00)	
			BU37-BDGT TRNSFR W_I APPN BTWN PCA's-GME EXPNSN	4,142.00		
			BU37-BDGT TRNSFR W_I APPN BTWN PCA's-GME EXPNSN	506,254.00		
	GME Unfilled Positions	32011	BU37-BDGT TRNSFR W_I APPN BTWN PCA's-GME EXPNSN		(4,142.00)	
				6,290,789.00		
ProfNurseShortageReductionPgm						
F.1. 6	Prof Nurs Shrtg Reduc	34009	UB VARIOUS PGMS FRM PRV'S AYs to 19	1,142,050.00		
				1,142,050.00		
Physician Ed Loan Repay Pgm						
F.1. 7	Physician Ed Loan Repay Pgm	21949	UB VARIOUS PGMS FRM PRV'S AYs to 19	5,619.00		
				5,619.00		
Other Loan Repayment Programs						
F.1. 9	St. David's Foundation LRP	46001	BU23-PROCESSED NEW DONATION FRM ST DAVIDS	346,587.00		
				346,587.00		
Nursing Faculty Loan Repay PGM						
F.1.10	Nursing Faculty LRP - Fd 0001	36025	UB VARIOUS PGMS FRM PRV'S AYs to 19	133,600.00		
			BU31-MID YR UB VARIOUS PGMS TO AY19	47,405.00		
				181,005.00		

Agency Budget Year-to-Date Budget Adjustments (continued 5) As of 8/31/2019						10 of 15
Strategy	Budget Adjustments By Strategy	PCA Code	Transaction Description	Increase	Decrease	
BaylorCollMedPermEndowFund						
G.1.3	Baylor COM Perm Endow ment	13069	BU06-AY19_INCRS BDGTS-BAYLORS TBCCO FD APPNS	120,030.00		
				120,030.00		
BaylorCollMedPermHealthFund						
G.1.4	Baylor COM Perm Health	13070	BU06-AY19_INCRS BDGTS-BAYLORS TBCCO FD APPNS	228,552.00		
				228,552.00		
EARNINGS - Minority Health						
H.1.1	Minority Health Research/Edu	13067	UB VARIOUS PGMS FRM PRV S AYs TO 19	384,966.00		
			UB VARIOUS PGMS FRM PRV S AYs to 19	2,269,765.00		
				2,654,732.00		
EARNINGS - Nursing/Allied Heal						
H.1.2	Nursing & Allied Health	13068	UB VARIOUS PGMS FRM PRV S AYs to 19	2,152,745.00		
			UB VARIOUS PGMS FRM PRV S AYs TO 19	991,159.00		
				3,143,904.00		
AUTISM Program						
I.1.2	AUTISM-BCBA TRAINING	32007	UB VARIOUS PGMS FRM PRV S AYs to 19	9,859.00		
			BU 22-BDGT TRANSFRS WITHIN AUTISM APPN BTWN PCA'S		(245,526.00)	
	AUTISM-PARENT DIR TRMT	32006	BU 22-BDGT TRANSFRS WITHIN AUTISM APPN BTWN PCA'S		(164,781.00)	
			UB VARIOUS PGMS FRM PRV S AYs to 19	978,142.00		
	AUTISM-RESEARCH, DEV, & EVAL	32008	UB VARIOUS PGMS FRM PRV S AYs to 19			
			BU 22-BDGT TRANSFRS WITHIN AUTISM APPN BTWN PCA'S	410,306.00		
				988,001.00		
Total Budget Adjustments				46,234,552.00		

**Cash Balance Summary
Period Ending: 8/31/2019**



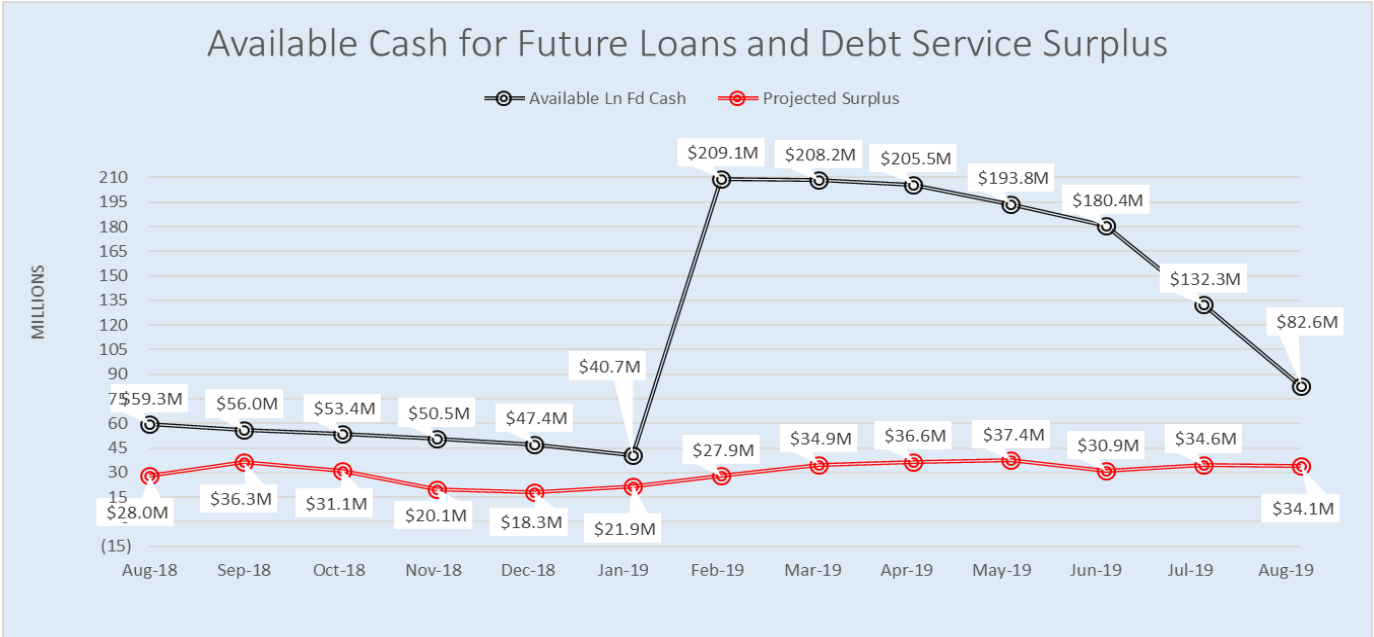
Cash balances not related to grant programs

Loan Receivables Review
Period Ending: 8/31/2019

Monthly Loan Activity	Principal	Interest	Fees	TOTAL
Beginning Balances - 8/01/2019	\$ 1,478,409,935	\$ 187,411,214	\$ 23,229,957	\$ 1,689,051,105
Loan Disbursements	43,412,064	-	-	43,412,064
Loan Repayments	(8,114,440)	(4,706,178)	(126,124)	(12,946,742)
Loans Forgiven	(790,709)	(47,043)	-	(837,752)
Write off - Uncollectible	(2,162)	(228,325)	415	(230,072)
Capitalized Interest	8,187	(8,187)	-	-
Judgments Assessed	268,958	(254,535)	(2,171)	12,252
Interest And Fee Accruals	-	6,343,956	361,371	6,705,327
Federal Interest Subsidy	-	(9,107)	-	(9,107)
Other Loan Adjustments	4	(2,109,953)	-	(2,109,949)
Total Changes	34,781,903	(1,019,372)	233,491	33,996,021
Ending Balances - 8/31/2019	1,513,191,838	186,391,842	23,463,447	1,723,047,127

Note: Loan balances are made up of predominantly Hinson-Hazlewood Loans. Other loan types include the B-On-Time, Texas Armed Services Scholarship, and Teach for Texas programs.

Loan Cash and Debt Review
Period Ending: 8/31/2019

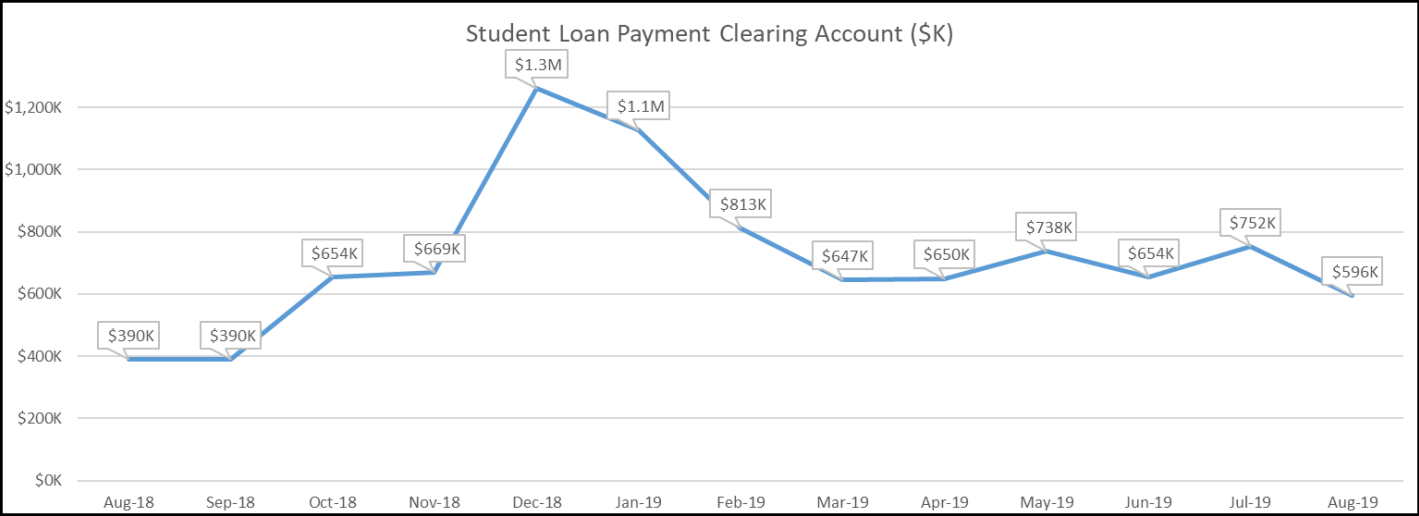
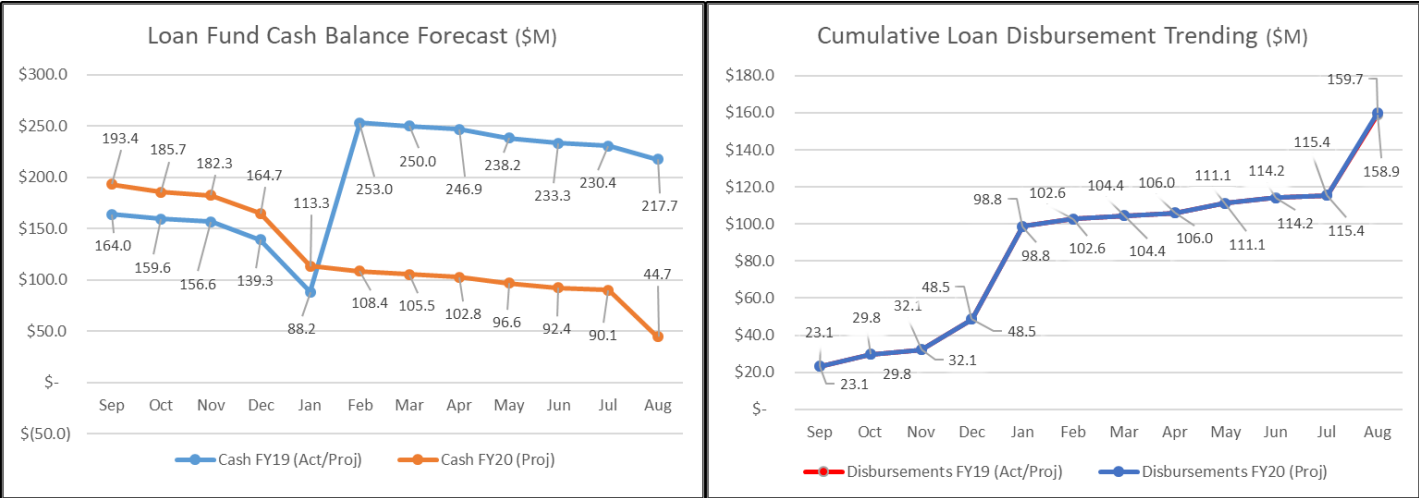


Loan Fund/Cash Flow	
Loan Fund Cash Balance (SLA/TOP)	\$ 188,383,295
Less: Indirect Admin Draws Remaining	\$ -
Less: Loan Fund Reserve	\$ (30,000,000)
Less: * Scheduled Loan Disbursements	\$ (75,790,697)
Available Cash for Future Loans	\$ 82,592,598

*Net unposted disbursements and certified Loans

Debt Service Cash Flow	
Debt Service Fund Balance	\$ 142,637,393
Add: FY19 Proj Loan Repayments	\$ 1,998,482
Less: FY19 Pending Debt Payments	\$ -
Fund Excess/(Deficit)	\$ 144,635,874
Less: FY20 Debt Service Payments	\$ (110,535,247)
Over/(Under) Reserve Y/E 2020	\$ 34,100,627

Loan Forecasting and Trending
Period Ending: 8/31/2019



Defaulted Loan Collections Report Period Ending: 8/31/2019

