

TEXAS Grant Program Report

Fiscal Years 2013 – 2015



Texas Higher Education
Coordinating Board

Summary of Major Changes Affecting TEXAS Grant

The following events had a significant impact on the TEXAS Grant Program:

- Statewide changes in the required curriculum for high school graduation (2001)
- Tuition increases following deregulation of tuition (2004)
- Legislation phasing out grant eligibility for students attending private or independent four-year institutions (2005) and later, community, state, and technical colleges (2013)
- Establishment of target award amounts to serve more students (2012)
- Establishment of the Priority Model eligibility requirements (2013)

Priority Model to Promote Academic Readiness

Basic Eligibility	Priority Model Eligibility
<ul style="list-style-type: none"> • Texas resident • Demonstrate financial need • Apply for all available financial aid • Not have a baccalaureate degree • Enroll at least three-quarter time • Register with Selective Service • Achieve one of the enrollment pathways (see box to the right) • Priority goes to students with an EFC below 60% of average tuition and fees at 4-year public institutions 	<p>In addition to meeting Basic Eligibility requirements, must meet at least two of the following four criteria:</p> <ul style="list-style-type: none"> • Earn 12 hours of college credit courses (e.g. dual credit, AP); or graduate under the Distinguished Level of Achievement High School Plan or the International Baccalaureate Program. • Complete a math course beyond Algebra II • Rank in top third of high school graduating class or attain a B average • Achieve a college readiness threshold as determined by the Texas Success Initiative

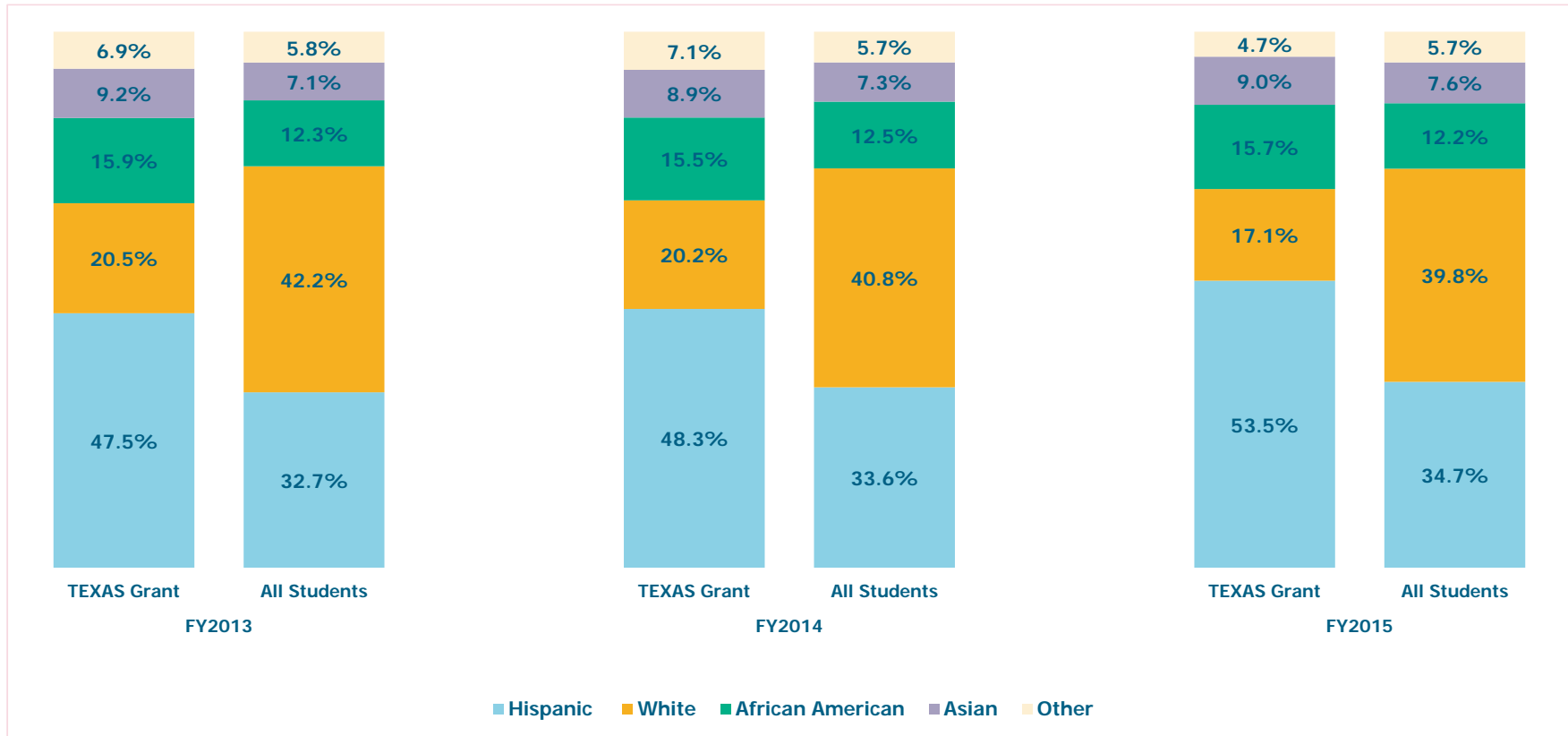
21% Increase in TEXAS Grant Allocations

Allocations to Public Universities and HRIs

FY 2013	FY 2014	FY 2015
\$257,420,002	\$302,186,668	\$325,021,667

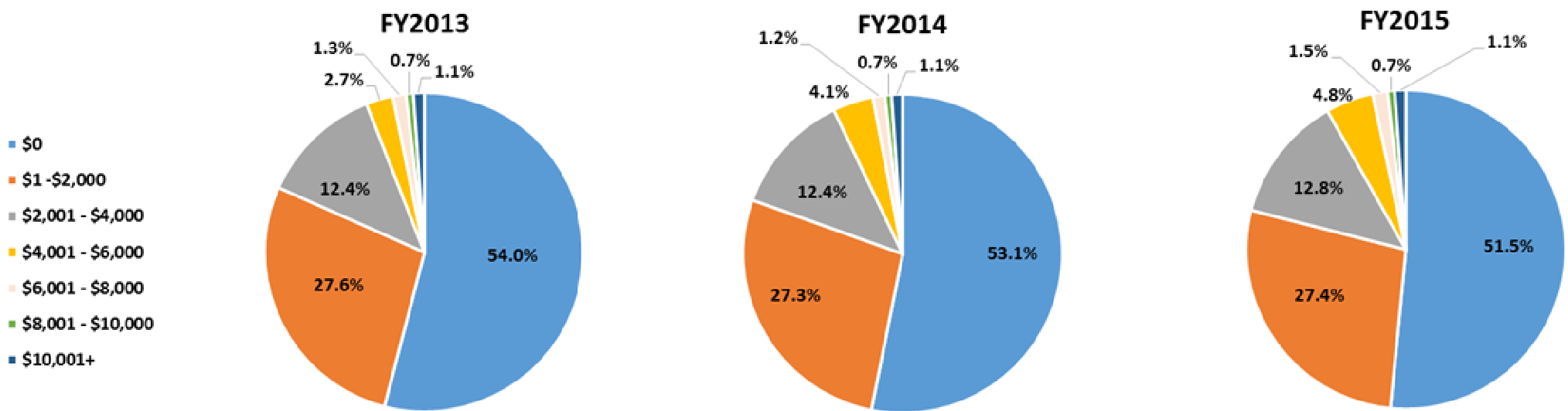
Growth in Hispanic Recipients Outpaces Enrollment Growth

TEXAS Grant Recipients – Race/Ethnicity

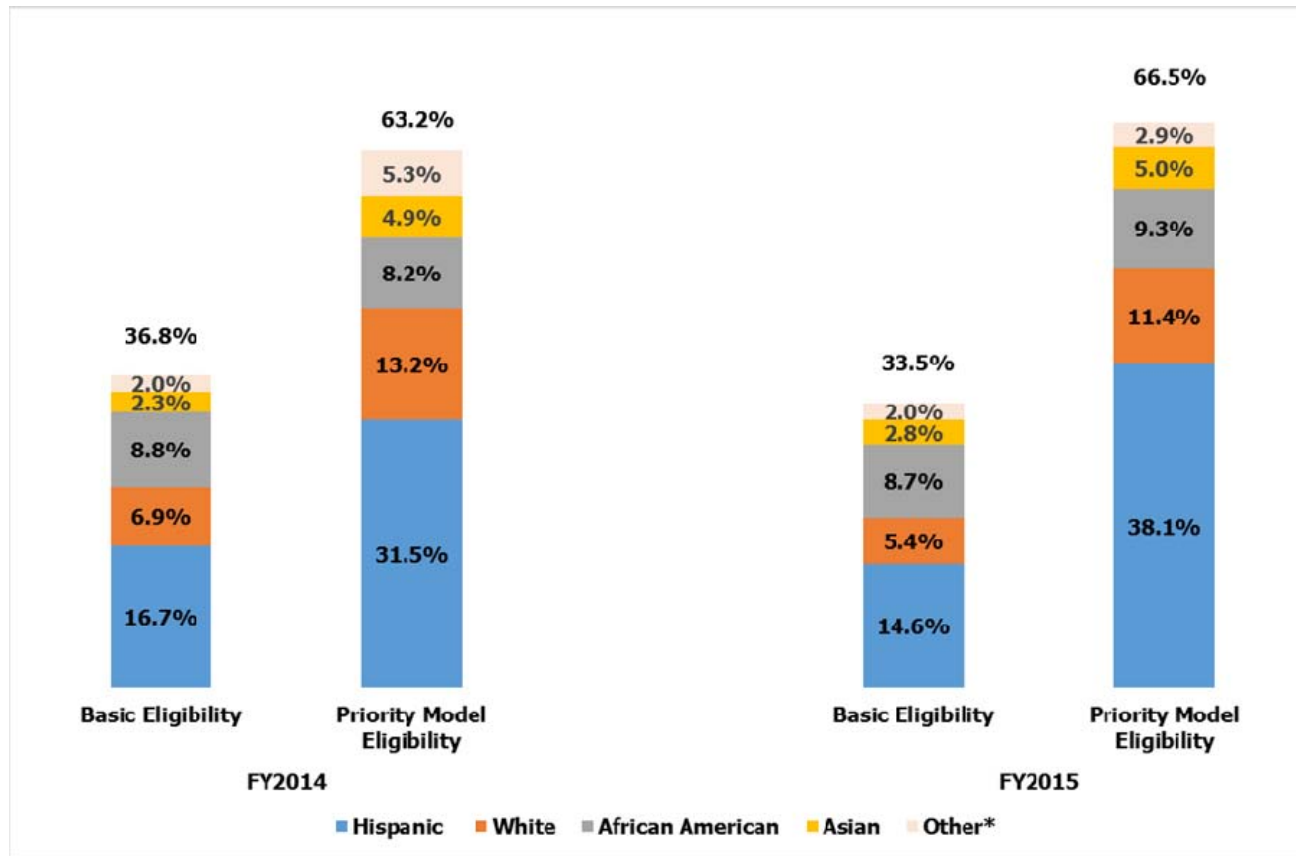


Over 90% of Funding Goes to Students with EFC's below \$4,000

EFC for TEXAS Grant Recipients



Priority Model: No Demonstration of Negative Impact on Hispanic or African-American Recipient Rates



Priority Model Demonstrates Increased Retention

TEXAS Grant Retention - Basic Eligibility Requirements

Cohort	1-yr Retention (award #2)	2-yr Retention (award #3)	3-yr Retention (award #4)	4-yr Retention (award #5)	5-yr Retention (award #6)
FY 2014	68.1%				
FY 2013	66.7%	38.8%			
FY 2012	65.7%	38.7%	31.5%		
FY 2011	69.1%	37.1%	30.2%	12.7%	
FY 2010	70.2%	38.4%	31.0%	12.8%	0.1%

TEXAS Grant Retention – Priority Model

Cohort	Initial number	1-yr retention
FY 2015	18,024	
FY 2014	17,260	12,382
Retention %		71.7%

TEXAS Grant Funding Has Not Kept Pace With Tuition

Fiscal Year	Avg. Tuition and Fees	Average Award Amounts Disbursed	Tuition & Fee Average "Shortfall" Per Student	% of Avg. Tuition & Fees Covered by Avg. Awards	# of Recipients	# Recipients Increase/Decrease
2000	\$2,834	\$2,315.00	\$0	100.0%	6,108	N/A
2001	\$2,990	\$2,529.00	\$0	100.0%	9,780	37.5%
2002	\$3,336	\$2,685.00	\$651	80.5%	26,982	63.8%
2003	\$3,867	\$2,827.00	\$1,040	73.1%	42,713	36.8%
2004	\$4,569	\$2,879.00	\$1,690	63.0%	40,379	-5.8%
2005	\$4,927	\$3,301.00	\$1,626	67.0%	38,947	-3.7%
2006	\$5,425	\$3,815.00	\$1,610	70.3%	38,823	-0.3%
2007	\$5,904	\$4,261.00	\$1,643	72.2%	34,523	-12.5%
2008	\$6,301	\$4,737.00	\$1,564	75.2%	35,633	3.1%
2009	\$6,646	\$4,864.00	\$1,782	73.2%	39,686	10.2%
2010	\$7,012	\$5,546.00	\$1,466	79.1%	41,828	5.1%
2011	\$7,342	\$6,182.00	\$1,160	84.2%	48,474	13.7%
2012	\$7,705	\$4,770.00	\$2,935	61.9%	53,335	9.1%
2013	\$7,902	\$4,676.00	\$3,226	59.2%	55,880	4.6%
2014	\$8,183	\$4,906.00	\$3,277	60.0%	62,432	10.5%
2015	\$8,458	\$4,925.00	\$3,533	58.2%	66,729	6.4%



Texas Higher Education
Coordinating Board