

LAMAR STATE COLLEGE ORANGE




Annual Financial Report

Fiscal Year 2017

(September 1, 2016 - August 31, 2017)

*A Member of the Texas State University System
An Equal Opportunity Institution*



Office of the President

November 20, 2017

The Honorable Greg Abbott
Governor of Texas

The Honorable Glenn Hegar
Comptroller of Public Accounts

Ursula Parks, Director
Legislative Budget Board

Lisa Collier
First Assistant State Auditor


To Agency Heads Addressed:

We are pleased to submit the Annual Financial Report (AFR) of Lamar State College – Orange for the fiscal year ended August 31, 2017, in compliance with Texas Government Code Annotated, §2101.011, and in accordance with the requirements established by the Comptroller of Public Accounts.

Due to the statewide requirements embedded in Governmental Accounting Standards Board (GASB) Statement No. 34, *Basic Financial Statements – and Management’s Discussion and Analysis – for State and Local Governments*, the Comptroller of Public Accounts does not require the accompanying AFR to comply with all the requirements in this statement. The financial report will be considered for audit by the State Auditor as part of the audit of the State of Texas Comprehensive Annual Financial Report (CAFR); therefore, an opinion has not been expressed on the financial statements and related information contained in this report.

If you have any questions, please contact Brenda Bedair, Acting Vice President for Finance and Operations at 409-882-3356.

Sincerely,




J. Michael Shahan, Ph.D.
President

JMS/cs

LAMAR STATE COLLEGE - ORANGE

410 Front Street ♦ Orange, Texas ♦ Phone: 409/883-7750 ♦ Fax: 409/882-3374

A Member of the Texas State University System ♦ An Equal Opportunity Employer



Business Office

Phone: 409/882-3363

Fax: 409/882-3375

November 20, 2017

Dr. J. Michael Shahan
President
Lamar State College-Orange
Orange, Texas 77630

Dear Dr. Shahan:

Submitted herein is the Annual Financial Report of Lamar State College – Orange for the fiscal year ended August 31, 2017.

The financial statements in this report have been prepared in conformity with the General Provisions of the Appropriations Act, Article IX, and in accordance with the requirements established by the comptroller of Public Accounts.

The accompanying Annual Financial Report will be considered for audit by the State Auditor as part of the audit of the State's Comprehensive Annual Financial Report; therefore, an opinion has not been expressed on the statements and related information contained in this report.

If you have any questions, please contact Jamie Oltz at (409) 882-3397 or Brenda Bedair at (409) 882-3356.

Respectfully Submitted,

Jamie Oltz
Director of Finance ,

Approved:

Brenda Bedair, CPA
Acting Vice President for Finance and Operations

LAMAR STATE COLLEGE-ORANGE

410 Front Street ♦ Orange, Texas ♦ Phone: 409/883-7750 ♦ Fax: 409/882-3374

A Member of the Texas State University System ♦ An Equal Opportunity Employer

UNAUDITED

LAMAR STATE COLLEGE - ORANGE

TABLE OF CONTENTS

	Page
Organizational Data	1
Enrollment Data	3
Proprietary Fund Financial Statements:	
Statement of Net Position	4
Statement of Revenues, Expenses, and Changes in Net Position	6
Matrix of Operating Expenses Reported by Function	8
Statement of Cash Flows	10
Notes to the Financial Statements	12
Supplemental Supporting Information	
Schedules:	
1A Schedule of Expenditures of Federal Awards	28
1B Schedule of State Pass-Throughs To/From State Agencies	30
2A Miscellaneous Bond Information	31
2B Changes of Bonded Indebtedness	32
2C Debt Service Requirements	33
2D Analysis of Funds Available for Debt Service	34
2E Defeased Bonds Outstanding	35
3 Reconciliation of Cash in State Treasury	36
4 Higher Education Fund	37

TEXAS STATE UNIVERSITY SYSTEM
Lamar State College - Orange
Organizational Data as of August 31, 2017

BOARD OF REGENTS

OFFICERS

Rossanna Salazar.....Chair
 William F. Scott.....Vice Chair

MEMBERS

	<u>City (Texas)</u>	<u>Term Expires</u>
Rossanna Salazar	Austin	2017
William F. Scott	Nederland	2019
Charlie Amato	San Antonio	2019
Veronica M. Edwards	San Antonio	2021
Dr. Jamie R. Garza	San Antonio	2017
J. David Montagne	Beaumont	2021
Vernon Reaser III	Bellaire	2019
Alan L. Tinsley	Madisonville	2021
Donna N. Williams	Arlington	2017
Kaitlyn Tyra, Student	Huntsville	2018

ADMINISTRATIVE OFFICERS

SYSTEM OFFICE

Brian McCall.....Chancellor
 Fernando C. Gomez.....Vice Chancellor and General Counsel
 Roland Smith.....Vice Chancellor for Finance
 John Hayek Vice Chancellor for Academic Affairs

LAMAR STATE COLLEGE – ORANGE

J. Michael Shahan.....President
 Vacant.....Vice President for Finance and Operations
 Mike Yeater.....Vice President for Student Services and Auxiliary Enterprises
 Gwen Whitehead.....Vice President for Academic Affairs

UNAUDITED

THIS PAGE INTENTIONALLY LEFT BLANK

UNAUDITED

LAMAR STATE COLLEGE - ORANGE

ENROLLMENT DATA
For the Fiscal Year 2016-2017

TYPE OF STUDENT	NUMBER OF STUDENTS BY SEMESTER			
	Fall 2016	Spring 2017	Summer I 2017	Summer II 2017
Texas Resident	1,697	1,531	504	163
Nursing	142	124	65	28
Out-of-State	3	3	2	1
Foreign				
Type of Exemption (List each)				
Hazelwood	5	4	3	2
Hazelwood Dependent	2	2		
Hazelwood Legacy	24	20	8	4
Honor Graduate	1			
Concurrent Enrollment	374	347	17	15
Children of Professional Nurses	1			
Deaf/Blind	1	2		1
Competitive Scholarship				
Reciprocal Exemption	70	64	17	17
Faculty Staff	7	5		3
Fireman Exemption	2	5	1	1
Texas Tomorrow Waiver	3	3	1	
Educational Aide				
Distance Learning/Off Campus Waiver				
Military Personnel and Dependents			1	
Clinical Preceptor Exempt				
Foster/Resident Care	8	11	1	1
Senior Citizens				
Total	2,340	2,121	620	236

ENROLLMENT DATA TREND

(Fall Semester)

<u>FISCAL YEAR</u>	<u>STUDENTS</u>	<u>SEMESTER HOURS</u>
2017	2,338	21,234
2016	2,318	21,301
2015	2,259	21,392
2014	2,426	22,220
2013	2,648	23,970
2012	2,760	25,186
2011	2,649	25,034
2010	2,262	21,654
2009	2,147	20,118
2008	2,005	19,123
2007	2,011	18,989
2006	2,143	19,726
2005	2,047	19,817

Texas State University System
Lamar State College - Orange
Statement of Net Position
August 31, 2017

	Total
ASSETS	
Current Assets:	
Cash and Cash Equivalents	
Cash on Hand	\$ 900.00
Cash in Bank	63,477.72
Cash in State Treasury	1,165,669.99 (schedule 3)
Cash Equivalents	20,454,221.30
Restricted:	
Cash and Cash Equivalents	
Cash Equivalents	829,765.41
Legislative Appropriations	2,339,587.72
Receivables from:	
Federal	246,854.39
Interest and Dividends	848.62
Accounts Receivable	476,503.23
Due From Other Agencies	125,359.40
Prepaid Items	661,221.06
Loans and Contracts	1,469,844.74
Total Current Assets	27,834,253.58
Noncurrent Assets:	
Restricted:	
Cash and Cash Equivalents	
Cash in Bank	709,857.83
Cash Equivalents	4,889,561.51
Capital Assets:	
Non-Depreciable:	
Land and Land Improvements	1,802,367.86
Construction in Progress	9,139,138.34
Depreciable:	
Buildings and Building Improvements	34,355,186.50
Less Accumulated Depreciation	(16,096,519.29)
Facilities and Other Improvements	938,654.00
Less Accumulated Depreciation	(836,049.87)
Furniture and Equipment	4,405,951.13
Less Accumulated Depreciation	(2,870,977.76)
Vehicles, Boats, and Aircraft	52,552.94
Less Accumulated Depreciation	(52,552.94)
Other Capital Investments	3,478,152.53
Less Accumulated Depreciation	(2,950,885.44)
Intangible Computer Software	3,129,574.21
Less Accumulated Amortization	(2,975,968.13)
Total Non-Current Assets	37,118,043.42
Total Assets	64,952,297.00

UNAUDITED

Texas State University System
Lamar State College - Orange
Statement of Net Position
August 31, 2017

	<u>Total</u>
LIABILITIES	
Current Liabilities:	
Payables From:	
Accounts	277,689.25
Payroll	761,022.80
Unearned Revenue	3,568,878.00
Employees' Compensable Leave	15,558.86
Funds Held for Others	35,876.50
Other Current Liabilities	3,423.86
Total Current Liabilities	<u>4,662,449.27</u>
Noncurrent Liabilities:	
Employees Compensable Leave	298,516.94
Other Non-Current Liabilities	1,378,687.10
Total Noncurrent Liabilities	<u>1,677,204.04</u>
Total Liabilities	<u><u>6,339,653.31</u></u>
NET POSITION	
Invested in Capital Assets, Net of Related Debt	31,518,624.08
Restricted for	
Capital Projects	4,246,022.98
Non-Expendable	5,524.00
Other	967,012.81
Unrestricted	21,875,459.82
Total Net Position	<u><u>\$ 58,612,643.69</u></u>

See accompanying Notes to the Financial Statements

Texas State University System
Lamar State College - Orange
Statement of Revenues, Expenses, and Changes in Net Position
For the Fiscal Year Ended August 31, 2017

	Total
OPERATING REVENUES	
Sales of Goods and Services	
Tuition and Fees (PR-Chgs for Services) - Pledged	\$ 8,557,898.97
Discounts and Allowances	(2,974,034.52)
Other Sales of Goods and Services - Pledged	258,857.50
Federal Revenue-Operating (PR-OP Grants/Contributions)	102,936.56
Federal Pass Through Revenue (PR-OP Grants/Contributions)	349,169.09
State Grant Pass Through Revenue (PR-OP Grants/Contributions)	1,064,238.07
Other Operating Revenues - Pledged	241,078.09
Total Operating Revenues	7,600,143.76
 OPERATING EXPENSES	
Instruction	7,043,741.13
Public Service	867,681.11
Academic Support	2,299,533.94
Student Services	1,501,824.37
Institutional Support	2,605,679.17
Operation and Maintenance of Plant	1,338,227.51
Scholarship and Fellowships	1,844,241.82
Depreciation and Amortization	1,558,762.25
Total Operating Expenses	19,059,691.30
Operating Income (Loss)	(11,459,547.54)

UNAUDITED

Texas State University System
Lamar State College - Orange
Statement of Revenues, Expenses, and Changes in Net Position
For the Fiscal Year Ended August 31, 2017

	Total
NONOPERATING REVENUES (EXPENSES):	
Legislative Revenue (GR)	7,816,888.00
Additional Appropriations (GR)	2,010,308.91
Federal Revenue Non-Operating (PR-OP Grants/Contributions)	2,921,927.15
Gifts (PR-OP Grants/Contributions)	339,653.52
Gain (Loss) on Sale of Capital Assets	(21,054.72)
Investment Income (Expense) (PR-OP Grants/Contributions)	4,694.09
Investment Income (Expense) (PR-OP Grants/Contributions) - Pledged	159,154.56
Other Nonoperating Revenues (Expenses)	(895,177.44)
Total Nonoperating Revenues (Expenses)	12,336,394.07
Income (Loss) before Other Revenues, Expenses, Gains/Losses and Transfers	876,846.53
OTHER REVENUES, EXPENSES, GAINS/ LOSSES AND TRANSFERS	
Capital Appropriations (HEF)	1,694,343.00
Special Items	(33,951.53)
Transfers-In	10,007,678.00
Transfers-Out	(102,579.91)
Legislative Transfers-In	786,756.00
Legislative Transfers-Out	(1,540,262.45)
Legislative Appropriations Lapsed	(10.55)
Total Other Revenues, Expenses, Gains/Losses and Transfers	10,811,972.56
CHANGE IN NET Position	11,688,819.09
Total Net Position, September 1, 2016	46,924,699.60
Restatements	(875.00)
Net Position, September 1, 2016, as Restated	46,923,824.60
TOTAL NET POSITION, August 31, 2017	\$ 58,612,643.69

See accompanying Notes to the Financial Statements

UNAUDITED

Texas State University System
Lamar State College - Orange
Matrix of Operating Expenses Reported by Function
For the Fiscal Year Ended August 31, 2017

Operating Expenses	Instruction	Research	Public Service	Academic Support	Student Services	Institutional Support	Operation and Maintenance of Plant	Scholarship and Fellowships	Auxiliary Enterprise Expenditures	Depreciation and Amortization	Total Expenditures
Salaries and Wages	\$ 4,294,832.28	-	\$ 253,069.56	\$ 1,010,779.75	\$ 880,170.82	\$ 1,389,443.13	\$ 335,954.80	\$ 62,110.56	\$ -	\$ -	\$ 8,226,360.90
Payroll Related Costs	1,380,688.75	-	89,115.92	354,983.06	304,207.93	455,340.69	153,112.28	476.49	-	-	2,737,925.12
Professional Fees and Services	469,075.60	-	339,424.01	470,449.45	49,977.77	77,588.30	30,614.24	-	-	-	1,437,129.37
Investments	-	-	-	-	-	-	-	-	-	-	-
Travel	49,366.52	-	2,562.74	5,753.94	17,940.68	41,848.16	-	-	-	-	117,472.04
Materials and Supplies	367,972.96	-	63,745.71	170,221.11	120,729.66	96,417.59	24,705.88	-	-	-	843,792.91
Communication and Utilities	1,205.59	-	21,581.43	100,018.83	25,055.63	48,749.37	368,689.54	-	-	-	565,300.39
Repairs and Maintenance	10,353.98	-	80,510.79	131,669.25	3,152.47	80,144.01	415,643.47	-	-	-	721,473.97
Rentals and Leases	3,500.00	-	76.99	1,823.49	6,950.90	22,088.76	1,474.80	-	-	-	35,914.94
Printing and Reproduction	38,316.90	-	1,089.50	1,817.11	17,490.23	(61,725.60)	-	-	-	-	(3,011.86)
Federal Pass Through Expense	-	-	-	-	-	-	-	-	-	-	-
State Grant Pass Through Expense	-	-	-	-	-	-	-	-	-	-	-
Depreciation and Amortization	-	-	-	-	-	-	-	-	-	1,558,762.25	1,558,762.25
Bad Debt Expense	37,049.27	-	-	3,975.01	-	-	-	-	-	-	41,024.28
Interest	-	-	-	-	-	-	-	-	-	-	-
Scholarships	351,150.00	-	-	-	13,646.89	500.00	-	1,781,654.77	-	-	2,146,951.66
Claims and Losses	-	-	-	-	-	-	-	-	-	-	-
Other Operating Expenses	40,229.28	-	16,504.46	48,042.94	62,501.39	455,284.76	8,032.50	-	-	-	630,595.33
Total Operating Expenses	\$ 7,043,741.13	\$ -	\$ 867,681.11	\$ 2,299,533.94	\$ 1,501,824.37	\$ 2,605,679.17	\$ 1,338,227.51	\$ 1,844,241.82	\$ -	\$ 1,558,762.25	\$ 19,059,691.30

See accompanying Notes to the Financial Statements

UNAUDITED

THIS PAGE INTENTIONALLY LEFT BLANK

Texas State University System
Lamar State College - Orange
Statement of Cash Flows
For the Year Ended August 31, 2017

	Total
Cash Flows from Operating Activities	
Receipts from Customers	\$ 258,857.50
Proceeds from Tuition and Fees	6,258,740.75
Proceeds from Other Revenues	1,677,226.03
Payments to Suppliers for Goods and Services	-5,619,341.74
Payments to Employees for Salaries	-8,226,360.90
Payments to Employees for Benefits	-2,788,237.48
Payments for Loans Provided	265,835.22
	<u>265,835.22</u>
Net Cash Provided (Used) by Operating Activities	<u>(8,173,280.62)</u>
Cash Flows from Noncapital Financing Activities	
Proceeds from State Appropriations	14,109,559.64
Proceeds from Endowments	
Proceeds from Gifts	339,653.52
Proceeds from Grant Receipts	2,921,927.15
Proceeds from Other Financing	9,177,131.21
Payments for Other Uses	-33,951.53
	<u>-33,951.53</u>
Net Cash Provided by Noncapital Financing Activities	<u>26,514,319.99</u>
Cash Flows from Capital and Related Financing Activities	
Payments for Additions to Capital Assets	-10,052,639.12
Payments of Principal on Debt	-1,263,003.25
Payments of Interest on Debt Issuance	-280,621.11
Payments of Other Costs of Debt Issuance	-10.55
	<u>-10.55</u>
Net Cash Provided by Capital and Related Financing Activities	<u>(11,596,274.03)</u>
Net Increase (Decrease) in Cash and Cash Equivalents	6,744,765.34
Cash and Cash Equivalents, September 1, 2016	<u>21,368,688.42</u>
Cash and Cash Equivalents, September 1, 2016 - Restated	<u>21,368,688.42</u>
Cash and Cash Equivalents, August 31, 2017	<u>\$ 28,113,453.76</u>

UNAUDITED

Texas State University System
Lamar State College - Orange
Statement of Cash Flows
For the Year Ended August 31, 2017

	<u>Total</u>
Reconciliation of Operating Income (Loss) to Net Cash Provided (Used) by Operating Activities	
Operating Income (Loss)	\$ (11,459,547.54)
Adjustments to Reconcile Operating Income to Net Cash Provided (Used) by Operating Activities:	
Amortization and Depreciation	1,558,762.25
Bad Debt Expense	41,024.28
Changes in Assets and Liabilities:	
(Increase) Decrease in Receivables	654,981.00
(Increase) Decrease in Prepaid Expenses	82,722.60
(Increase) Decrease in Loans and Contracts	265,835.22
Increase (Decrease) in Payables	807,404.46
Increase (Decrease) in Deposits	-21,375.66
Increase (Decrease) in Unearned Revenue	-79,949.10
Increase (Decrease) in Compensated Absence Liability	-50,312.36
Increase (Decrease) in Other Liabilities	27,174.23
Total Adjustments	<u>3,286,266.92</u>
Net Cash Provided by Operating Activities	<u>\$ (8,173,280.62)</u>

See accompanying Notes to the Financial Statements

UNAUDITED

LAMAR STATE COLLEGE-ORANGE

NOTES TO THE FINANCIAL STATEMENTS

AUGUST 31, 2017

Note 1: Summary of Significant Accounting Policies

Entity

Lamar State College - Orange is a state funded two-year Institution of Higher Education of the State of Texas, and its financial records comply with state statutes and regulations. This includes compliance with the Texas Comptroller of Public Accounts' Reporting Requirements for State Institutions of Higher Education.

Due to the statewide requirements embedded in Governmental Accounting Standards Board Statement No 34. *Basic Financial Statements - and Management's Discussion and Analysis - for State and Local Governments*, the Comptroller of Public Accounts does not require the accompanying annual financial report to comply with all the requirements in this statement. The financial report will be considered for audit by the State Auditor as part of the audit of the State of Texas Comprehensive Annual Financial Report; therefore, an opinion has not been expressed on the financial statements and related information contained in this report.

Fund Structure

The accompanying financial statements are presented on the basis of funds. A fund is considered a separate accounting entity. The fund designation for institutions of higher education is a Business Type Activity within the Proprietary Fund Type.

Proprietary Funds

Business Type Activity

Business type funds are used for activities that are financed through the charging of fees and sales for goods or services to the ultimate user. Institutions of higher education are required to report their financial activities as business type; because, the predominance of their funding comes through charges to students, sales of goods and services, and grant revenues.

Component Units

The fund types of the individual discrete component units are available from the component units' separately issued financial statements. Additional information about component units can be found in Note 18.

Basis of Accounting

The basis of accounting determines when revenues and expenditures or expenses are recognized in the accounts reported in the financial statements. The accounting and financial reporting treatment applied to a fund is determined by its measurement focus.

UNAUDITED

Business activity type funds (proprietary funds) are accounted for using the full accrual basis of accounting. Under the accrual basis of accounting, revenues are recognized when earned and expenses are recognized at the time liabilities are incurred. Proprietary funds distinguish operating from non-operating items. Operating revenues and expenses result from providing services or producing and delivering goods in connection with the proprietary funds principal ongoing operations. Operating expenses for the proprietary funds include the cost of sales and services, administrative expenses, and depreciation on capital assets.

Budget and Budgetary Accounting

The operating budget is prepared annually and represents appropriations authorized by the legislature and approved by the Governor (the General Appropriations Act).

Unencumbered appropriations are generally subject to lapse 60 days after the end of the fiscal year for which they were appropriated.

Assets, Liabilities, and Fund Balances/Net Position

ASSETS

Cash and Cash Equivalents

Short-term highly liquid investments with an original maturity of three months or less are considered cash equivalents.

Securities Lending Collateral

Investments are stated at fair value in all funds except pension trust funds in accordance with **GASB Statement 31-Accounting and Financial Reporting for Certain Investments and for External Investment Pools**.

For pension trust funds, investments are required to be reported at fair value using the accrual basis of accounting in accordance with **GASB Statement 25 - Financial Reporting for Defined Benefit Pension Plans and Note Disclosures for Defined Contribution Plans**. Securities lent are reported as assets on the Statement of Net Position. The costs of securities lending transactions are reported as expenditures or expenses in the Operating Statement. These costs are reported at gross.

Restricted Assets

Restricted assets include monies or other resources restricted by legal or contractual requirements. These assets include proceeds of enterprise fund general obligation and revenue bonds and revenues set aside for statutory or contractual requirements. Assets held in reserve for guaranteed student loan defaults are also included.

UNAUDITED

Inventories and Prepaid Items

Inventories include both merchandise inventories on hand for sale and consumable inventories. Inventories are valued at cost, generally utilizing the last-in, first-out method. The consumption method of accounting is used to account for inventories and prepaid items that appear in the proprietary fund types. The cost of these items is expensed when the items are consumed.

Capital Assets

Assets with an initial, individual cost of more than \$5,000 and an estimated useful life in excess of one year should be capitalized. These assets are capitalized at cost or, if not purchased, at appraised fair value as of the date of acquisition. Depreciation is reported on all "exhaustible" assets. "Inexhaustible" assets such as works of art and historical treasures are not depreciated. Road and highway infrastructure is reported on the modified basis. Assets are depreciated over the estimated useful life of the asset using the straight-line method.

All capital assets acquired by proprietary funds or trust funds are reported at cost or estimated historical cost if actual historical is not available. Donated assets are reported at fair value on the acquisition date. Depreciation is charged to operations over the estimated useful life of each asset using the straight-line method.

Current Receivables - Other

The disaggregation of other receivables as reported in the financial statements is shown in Note 24, "Disaggregation of Receivables and Payables Balances." Other receivables include year-end accruals not included in any other receivable category. This account can appear in governmental and proprietary fund types.

LIABILITIES

Accounts Payable

Accounts Payable represents the liability for the value of assets or services received at the Statement of Net Position date for which payment is pending.

Other Payables – Current and Noncurrent

Other payables are the accrual at year-end of expenditure transactions not included in any of the other payable descriptions.

UNAUDITED

Employees' Compensable Leave Balances

Employees' Compensable Leave Balances represent the liability that becomes "due" upon the occurrence of relevant events such as resignations, retirements, and uses of leave balances by covered employees. Liabilities are reported separately as either current or noncurrent in the Statement of Net Position. These obligations are normally paid from the same funding source from which each employee's salary or wage compensation was paid.

Capital Lease Obligations

Capital Lease Obligations represent the liability for future lease payments under capital lease contracts contingent upon the appropriation of funding by the Legislature. Liabilities are reported separately as either current or noncurrent in the Statement of Net Position.

Bonds Payable - General Obligation Bonds and Revenue Bonds

General Obligation and Revenue bonds are generally accounted for in the proprietary funds by institutions of higher education. The bonds payable are reported at par less unamortized discount or plus unamortized premium. Interest expense is reported on the accrual basis, with amortization of discount or premium. Payables are reported separately as either current or noncurrent in the Statement of Net Position. Bond proceeds and principal payments are reported in the Statement of Cash Flows.

FUND BALANCE/NET POSITION

The difference between fund assets and liabilities is "Net Position" on the government-wide, proprietary and fiduciary fund statements, and the "Fund Balance" is the difference between fund assets and liabilities on the governmental fund statements.

Reservation of Fund Balance

Fund Balances for governmental funds are classified as either reserved or unreserved in the fund financial statements. Reservations are legally restricted to a specific future use or not available for expenditures.

Reserved for Encumbrances

This represents commitments of the value of contracts awarded or assets ordered prior to year-end but not received as of that date. Encumbrances are not included with expenditures or liabilities. They represent current resources designated for specific expenditures in subsequent operating periods.

Reserve for Consumable Inventories

This represents the amount of supplies, postage and prepaid assets to be used in the next fiscal year.

UNAUDITED

Unreserved/Undesignated

This represents the unappropriated balance at year-end.

Invested in Capital Assets, Net of Related Debt

Invested in capital assets, net of related debt consists of capital assets, net of accumulated depreciation and reduced by outstanding balances for bond, notes, and other debt that are attributed to the acquisition, construction, or improvement of those assets.

Restricted Net Assets

Restricted net assets result when constraints placed on net asset use are either externally imposed by creditors, grantors, contributors, and the like, or imposed by law through constitutional provisions or enabling legislation.

Unrestricted Net Assets

Unrestricted net assets consist of net assets which do not meet the definition of the two *preceding* categories. Unrestricted net assets often have constraints on resources which are imposed by management, but can be removed or modified.

INTERFUND TRANSACTIONS AND BALANCES

Lamar State College Orange has the following types of transactions among funds:

- (1) Transfers: Legally required transfers that are reported when incurred as “Transfers In” by the recipient fund and as “Transfers Out” by the disbursing fund.
- (2) Reimbursements: Reimbursements are repayments from funds responsible for expenditures or expenses to funds that made the actual payment. Reimbursements of expenditures made by one fund for another that are recorded as expenditures in the reimbursing fund and as a reduction of expenditures in the reimbursed fund. Reimbursements are not displayed in the financial statements.
- (3) Interfund receivables and payables: Interfund loans are reported as interfund receivables and payables. If repayment is due during the current year or soon thereafter it is classified as “Current”, repayment for two (or more) years is classified as “Non-Current”.
- (4) Interfund Sales and Purchases: Charges or collections for services rendered by one fund to another that are recorded as revenues of the recipient fund and expenditures or expenses of the disbursing fund.

The composition of Lamar State College - Orange’s Interfund activities is presented in Note 12.

UNAUDITED

Note 2: Capital Assets

A summary of changes in Capital Assets for the year ended August 31, 2017 is presented below:

		Balance							Balance
	Capital Assets	9/1/2016	Adjustments	Reclass	Additions	Deletions		8/31/2017	
Non-Depreciable or Non-Amortizable Assets:									
	Land & Land Improvements	\$ 1,802,275.39	\$ 0.00	\$ 0.00	\$ 92.47	\$ 0.00		\$ 1,802,367.86	
	Construction In Progress	826,675.57	0.00	0.00	8,312,462.77	0.00		9,139,138.34	
	Total Non-Depreciable or Non-Amortizable Assets	\$ 2,628,950.96	\$ 0.00	\$ 0.00	\$ 8,312,555.24	\$ 0.00		\$ 10,941,506.20	
Depreciable Assets:									
	Buildings and Building Improvements	\$ 33,143,514.34	\$ 0.00	\$ 0.00	\$ 1,211,672.16	\$ 0.00		\$ 34,355,186.50	
	Facilities and Other Improvements	938,654.00	0.00	0.00	0.00	0.00		938,654.00	
	Furniture and Equipment	4,191,698.85	(875.00)	0.00	319,799.28	(104,672.00)		4,405,951.13	
	Vehicles, Boats, and Aircraft	52,552.94	0.00	0.00	0.00	0.00		52,552.94	
	Other Capital Assets	3,450,253.09	0.00	0.00	27,899.44	0.00		3,478,152.53	
	Total Depreciable Assets, Net	\$ 41,776,673.22	\$ (875.00)	\$ 0.00	\$ 1,559,370.88	\$ (104,672.00)		\$ 43,230,497.10	
Less: Accumulated Depreciation for:									
	Buildings and Improvements	\$ (15,006,426.23)	\$ 0.00	\$ 0.00	\$ (1,090,093.06)	\$ 0.00		\$ (16,096,519.29)	
	Facilities and Other Improvements	(809,853.39)	0.00	0.00	(26,196.48)	0.00		(836,049.87)	
	Furniture and Equipment	(2,636,083.71)	0.00	0.00	(318,511.33)	83,617.28		(2,870,977.76)	
	Vehicles, Boats, and Aircraft	(52,552.94)	0.00	0.00	0.00	0.00		(52,552.94)	
	Other Capital Assets	(2,854,030.98)	0.00	0.00	(96,854.46)	0.00		(2,950,885.44)	
	Total Accumulated Depreciation	\$ (21,358,947.25)	\$ 0.00	\$ 0.00	\$ (1,531,655.33)	\$ 83,617.28		\$ (22,806,985.30)	
Amortizable Assets - Intangible:									
	Computer Software	2,948,861.21	0.00	0.00	180,713.00	0.00		3,129,574.21	
	Total Amortizable Assets - Intangible	\$ 2,948,861.21	\$ 0.00	\$ 0.00	\$ 180,713.00	\$ 0.00		\$ 3,129,574.21	
Accumulated Amortization									
	Computer Software	(2,948,861.21)	0.00	0.00	(27,106.92)	0.00		(2,975,968.13)	
	Total Accumulated Amortization	\$ (2,948,861.21)	\$ 0.00	\$ 0.00	\$ (27,106.92)	\$ 0.00		\$ (2,975,968.13)	
	Total Business-Ty	\$ 23,046,676.93	\$ (875.00)	\$ 0.00	\$ 8,493,876.87	\$ (21,054.72)		\$ 31,518,624.08	

UNAUDITED

Note 3: Deposits, Investments and Repurchase Agreements

Lamar State College - Orange is authorized to invest in obligations and instruments as defined in the Public Funds Investment Act (§ 2256.001 Texas Government Code). Endowment Funds may be invested in accordance with the Uniform Management of Institutional Funds Act, Property Code Chapter 163. Such investments include: (1) obligations of the United States or its agencies, (2) direct obligations of the State of Texas or its agencies, (3) obligations of political subdivisions rated not less than A by a national investment rating firm, (4) certificates of deposit, and (5) other instruments and obligations authorized by statute.

Deposits of Cash in Bank

As of August 31, 2017, the carrying amount of deposits was \$773,335.55 as presented below.

Carrying Amount	
Governmental Funds Current Demand Deposits	\$773,335.55
Proprietary Funds Current Demand Deposits	
Proprietary Funds Current Restricted Money Market Accounts	
Fiduciary Funds Current Demand Deposits	
Total Cash in Bank per GL Account	\$773,335.55
Proprietary Funds CDs disclosed as Deposits but reported as Non-Current Investments on Financial Statement	
Governmental Funds Uninvested Cash Collateral disclosed as deposits but Reported as Securities Lending Collateral on Financial Statement	
Total Deposits Carrying Amounts	\$773,335.55

These amounts consist of all cash in local banks and a portion of short-term investments. These amounts are included on the Combined Statement of Net Position as part of the “cash and cash equivalents” and “securities lending collateral” accounts.

As of August 31, 2017, the total bank balance was as follows:

Governmental and Business-Type Activities	\$901,433.32	Fiduciary Funds	-0-	Discrete Component Units	-0-
---	--------------	-----------------	-----	--------------------------	-----

UNAUDITED

Investments

As of August 31, 2017, the carrying value and fair value of investments are as presented below:

Governmental and Business – Type Activities	Carrying Value	Fair Value
U.S. Government		
U.S. Treasury Securities		
U.S. Treasury Strips		
U.S. Treasury TIPS		
U.S. Government Agency Obligations (Ginnie Mae, Fannie Mae, Freddie Mac, Sallie Mae, etc.)		
Equity		
Other Commingled Funds (Texpool)		26,173,548.22
Commercial Paper		
Total		26,173,548.22

Uncategorized Investments:

Investments held by broker dealers under reverse repurchase agreements: U.S. Government Securities	
Investments held by broker dealers under securities lending agreements: U.S. Government Securities	
Securities Lending Collateral Investment Pool	
Texpool	\$26,173,548.22
Other (i.e. mutual funds, mortgages and real estate)	
Total Investments	
Consisting of the following:	
Proprietary Funds Current Cash Equivalents	20,454,221.30
Proprietary Funds Current Restricted Cash Equivalent	829,765.41
Proprietary Funds Non-Current Restricted Cash Equivalent	4,889,561.51
Total, as above	\$26,173,548.22
Proprietary Funds CDs disclosed as Deposits but reported as Non-Current	0.00
Restricted Investments on Financial Statement	0.00
Governmental Funds Uninvested Case Collateral disclosed as deposits but Reported as Securities Lending Collateral on Financial Statement	0.00
Total Investments per Financial Statements	\$26,173,548.22

UNAUDITED

Note 4: Short Term Debt

Lamar State College - Orange has no short term debt as of August 31, 2017.

Note 5: Long Term Liabilities

Changes in Long-Term Liabilities:

During the year ended August 31, 2017, the following changes occurred in liabilities.

Business-Type Activities	Balance 09/01/16	Additions	Reductions	Balance 08/31/17	Amount Due Within One Year
Compensable Leave	\$364,388.16	\$15,558.86	\$65,871.22	\$314,075.80	\$15,558.86
Other Non-current Liabilities	\$50,052.83	\$1,347,872.36	\$19,238.09	\$1,378,687.10	\$ 3,081.47
Total Business-Type Activities	\$414,440.99	\$1,363,431.22	\$85,109.31	\$1,692,762.90	\$18,640.33

Compensable Leave

A state employee is entitled to be paid for any unused vacation time accrued, in the event of the employee's resignation, dismissal, or separation from State employment, provided the employee has had continuous employment with the State for six months. An expense and liability for Business Type Activities are recorded in the accounts as the benefits accrue to employees. No liability is recorded for non-vesting accumulating rights to receive sick pay benefits.

Bonds Payable

See Note 6 for a discussion of Bonds Payable.

Claims and Judgements

As of August 31, 2017 no lawsuits involving Lamar State College – Orange were pending.

Other Non-current Liabilities

See Note 15 for a discussion of the addition to other non-current liabilities.

Note 6: Bonded Indebtedness

All bonded indebtedness for Lamar State College – Orange is issued by System Administration through the Texas State University Revenue Financing System. System Administration and each component institution within the System are members of the Revenue Financing System. The Board of Regents pledged all of the funds (revenues) and balances derived or attributable to any member of the Revenue Financing System that is lawfully available to the Board for payments on Parity Debt.

UNAUDITED

System Administration issues the debt; therefore, the bonds payable attributable to the institution are included with the Bonds Payable reported by System Administration. The institution must repay the debt that was issued on its behalf; consequently, the following debt amortization schedule is presented for informational purposes only.

**DEBT SERVICE REQUIREMENTS ATTRIBUTABLE
TO LAMAR STATE COLLEGE - ORANGE**

Year	Principal	Interest	Total
2018	900,609.70	604,869.90	1,505,479.60
2019	700,997.00	561,688.98	1,262,685.98
2020	733,858.42	528,539.88	1,262,398.30
2021-2025	3,752,938.98	2,091,803.82	5,844,742.80
2026-2030	4,450,000.00	1,115,400.00	5,565,400.00
2031-2035	\$ 2,040,000.00	\$ 143,500.00	2,183,500.00
2036-2040	-	-	-
2041-2045	-	-	-
TOTALS	<u>\$ 12,578,404.10</u>	<u>\$ 5,045,802.58</u>	<u>\$ 17,624,206.68</u>

A portion of the debt represents Tuition Revenue Bonds historically funded by the Texas Legislature through General Revenue Appropriations. The Institution was appropriated \$1,199,473 during the current fiscal year for Tuition Revenue Bond debt service. The institution expects future Legislative appropriations to meet the debt service for Tuition Revenue Bonds.

Note 7: Derivative Instruments

Lamar State College - Orange has no derivative instruments as of August 31, 2017.

Note 8: Leases

Lamar State College - Orange has no operating or capital lease obligations as of August 31, 2017.

Note 9: Pension Plans (Administering Agencies Only)

Not Used

Note 10: Deferred Compensation (Administering Agencies Only)

Not Used

UNAUDITED

Note 11: Post Employment Health Care and Life Insurance Benefits (Administering Agencies only)

Not Used

Note 12: Interfund Activity and Transactions

As explained in Note 1 on Interfund Transactions and Balances there are numerous transactions between funds and agencies. At year end amounts to be received or paid are reported as:

- Interfund Receivables or Interfund Payables
- Due From Other Agencies or Due to Other Agencies
- Due From Other Funds or Due to Other Funds
- Transfers in or Transfers Out
- Legislative Transfers in or Legislative Transfers Out

Lamar State College - Orange experienced routine transfers with other State agencies, which were consistent with the activities of the fund making the transfer. Repayment of interagency balances will occur within one year from the date of the financial statement.

Individual balances and activity at August 31, 2017 follows:

	Due From Other Agencies	Due to Other Agencies	Source
Agency 320, D23, Fund 7999	\$115,684.40		
Agency 781, D23, Fund 7999	\$9,675.00		
Total Due From/To Other Agencies	\$125,359.40		

	Legislative TRANSFERS IN	Legislative TRANSFERS OUT
General Revenue (0001) TRB		\$426,005.45
General Revenue (0001) TSUS Bond		\$340,800.00
Agency 403, D23, Fund 001	\$13,299	
Agency 781, D23, Fund 001	\$773,457.00	
General Revenue (0001) TRB HB 100		\$773,457.00
Total Legislative Transfers	\$786,756	\$1,540,262.45

	TRANSFERS IN	TRANSFERS OUT	SOURCE
Agency 758, D23, Fund 7999		\$99,218.00	Designated Funds
Agency 758, D23, Fund 7999		\$ 3,361.91	Designated Funds
Agency 902, D23, Fund 0210	\$ 7,678.00		
Agency 758, D23, Fund 7999	\$10,000,000.00		Bonds
Total Transfers	\$10,007,678.00	\$102,579.91	

UNAUDITED

Note 13: Continuance Subject to Review

Lamar State College - Orange is not subject to a review of continuance.

Note 14: Adjustments to Fund Balances/Net Position

During fiscal year 2017 an adjustment was made to Investment in Plant to reduce the value of property by \$875.00 as a correcting entry.

Note 15: Contingencies and Commitments

At August 31, 2017 no lawsuits and claims involving Lamar State College-Orange were pending. However, for Hurricane Ike damages incurred by the campus in 2008, there is a probable repayment to the Texas Division of Emergency Management (TDEM) in the amount of \$1,347,872.36 which has been accrued. Lamar State College – Orange has an outstanding appeal with the Federal Emergency Management Agency (FEMA).

Note 16: Subsequent Events

Not Used

Note 17: Risk Management

The State provides coverage for workers' compensation and unemployment compensation benefits from appropriations made to other State agencies for Lamar State College-Orange employees. The current General Appropriations Act provides that the College must reimburse General Revenue Fund-Consolidated, from the College's appropriations, one-half of the unemployment benefits paid and twenty-five percent of the worker's compensation benefits paid for current and former employees. The Comptroller of Public Accounts determines the proportionate amount to be reimbursed from each fund type. The College must reimburse the General Revenue Fund one hundred percent of the cost for worker's compensation and employment compensation for any employees paid from funds held in local bank accounts. Workers' compensation and unemployment plans are on a pay-as-you-go basis, in which no assets are set aside to be accumulated for the payment of claims. No material outstanding claims are pending at August 31, 2017. The following insurance coverage is maintained by Lamar State College – Orange.

The College is required by certain bond covenants and FEMA to carry Fire and Extended Coverage and Boiler insurance on buildings financed through the issuance of bonds using pledged Auxiliary Enterprise, Educational and General Funds and other Non-Educational and General Funds. The insurance protects the bondholders from a disruption to the revenue stream that is being utilized to make the bond interest and principal payments and the federal government for storm damage.

UNAUDITED

The Texas Motor Vehicle Safety Responsibility Act requires that every non-governmental vehicle operated on a state highway be insured for minimum limits of liability in the amount of \$30,000/\$60,000 bodily injury and \$25,000 property damage. However, Lamar State College - Orange has chosen to carry liability insurance on their licensed vehicles in the amount of \$1,000,000 combined single liability amount. The coverage exceeds the extent of the waivers of state immunity in the Tort Claims Act.

Lamar State College – Orange is exposed to a variety of civil claims resulting from the performance of its duties. It is the College’s policy to periodically assess the proper combination of commercial insurance and retention of risk to cover losses to which it may be exposed.

Lamar State College – Orange assumes substantially all risks associated with tort and liability claims due to the performance of its duties. Currently there is no purchase of commercial insurance, nor is the College involved in any risk pool with other government entities for these risks.

Note 18: Management’s Discussion and Analysis

Management Discussion and Analysis is a required part of the basic financial statements. Management Discussion and Analysis is omitted because Lamar State College – Orange is reported in a consolidated format with Texas State University System which is reported as a component of the State of Texas. Management Discussion and Analysis as it relates to Texas State University System can be found in the State of Texas basic financial statements.

Note 19: The Financial Reporting Entity

Lamar State College - Orange is a state-supported college, governed by an elected nine-member board. As required by generally accepted accounting principles, these financial statements are presented for Lamar State College - Orange. There are no component units.

Lamar State College – Orange Foundation, Inc. is a non-profit organization, which was established in December 1983, to support the development and promotion of Lamar State College – Orange, its students, faculty, staff, and physical facilities. Neither the balance nor the transactions of this organization’s fund are reflected in the financial statements during the year ended August 31, 2017. Lamar State College – Orange received \$80,000 from the Lamar State College – Orange Foundation during the year ended August 31, 2017.

Note 20: Stewardship, Compliance and Accountability

Not Used

Note 21: Not Applicable to the AFR Reporting Requirements Process

UNAUDITED

Note 22: Donor-Restricted Endowments

Lamar State College – Orange has no cumulative net appreciation on investments of donor-restricted endowments classified as nonexpendable.

Note 23: Extraordinary and Special Items

During the fiscal year 2017 Lamar State College – Orange turned over \$33,951.53 in endowments and interest from the endowments, to the Lamar State College-Orange Foundation.

Note 24: Disaggregation of Receivable and Payable Balances

Current Receivables and Other Current Liabilities as of August 31, 2017 are comprised of the following:

Federal Receivables

Scholarships	\$ <u>246,854.39</u>
--------------	----------------------

Other Liabilities - Current

Refundable Student Deposits	\$ <u>3,423.86</u>
-----------------------------	--------------------

Other Liabilities - Noncurrent

Refundable Student Deposits	\$ <u>30,814.74</u>
-----------------------------	---------------------

Note 25: Termination Benefits

Lamar State College – Orange has no termination benefits to report as of August 31, 2017.

Note 26: Segment Information

Not Used

Note 27: Service Concession Arrangements

Not Used

Note 28: Deferred Outflows of Resources and Deferred Inflows of Resources

Not Used

UNAUDITED

Note 29: Troubled Debt Restructuring

Not Used

Note 30: Non-Exchange Financial Guarantees

Not Used

Note 31: Tax Abatements

Lamar State College-Orange has not entered into any tax abatement agreements for fiscal year 2017.

Note 32: Fund Balances

Lamar State College-Orange has no restricting/covenants that cause fund balances to be classified as anything other than the default fund type for that fund type.

UNAUDITED

THIS PAGE INTENTIONALLY LEFT BLANK

**LAMAR STATE COLLEGE-ORANGE
SCHEDULE 1A
SCHEDULE OF EXPENDITURES OF FEDERAL AWARDS
For the Fiscal Year Ended August 31, 2017**

Federal Grantor/ Pass Through Grantor/ Program Title	CFDA Number	Pass-Through From			Non-State Entities Amount
		Identifying Number	Agy/ Univ #	Agencies Or Univ Amount	
U.S. Department of Education					
Direct Programs:					
Hurricane Education Recovery Assistance	84.938			\$	\$
Pass-Through From:					
The Higher Education Coordinating Board					
Vocational Education-Tech Prep	84.243		781		
Pass-Through To:					
Lamar Institute of Technology					
Lamar State College-Port Arthur					
The Higher Education Coordinating Board					
ARRA Section XII	84.397				
College Access Challenge Grant	84.378				
Vocational Education-Basic Grants	84.048		781	206,071.00	
Texas State Library and Archives Com.					
TexTreasures Grant	45.31		306	-	
Texas Workforce Commission					
Pass-Through From:					
Apprenticeship (St Adm Mtch Grants Supp Nutr)	10.561		320	1,132.01	
Apprenticeship (WIA Disl Worker Formula Grants)	17.278		320	119,331.30	
Apprenticeship (Temp Assist for Needy Families)	93.558		320	22,634.78	
Department of Health and Human Services					
ACCESS grant	93.359				
Department of Homeland Security					
Texas Department of Public Safety	97.036		405		
U.S. Department of Labor					
Direct Programs:					
Welding and Education Grant	17.269				
Sub-Total				<u>349,169.09</u>	<u>-</u>
Student Financial Assistance Cluster					
U. S. Department of Education					
Direct Programs:					
Federal Supplemental Opport. Ed. Grants	84.007				
Federal Work-Study Program	84.033				
Federal Pell Grant Program	84.063				
Federal Direct Student Loans	84.268				
Academic Competitiveness Grant	84.375				
Total Student Financial Assistance Cluster Programs				<u>-</u>	<u>-</u>
TOTAL FEDERAL FINANCIAL ASSISTANCE				<u>\$ 349,169.09</u>	<u>\$ -</u>

Note 2: Reconciliation:

Below is a reconciliation of the total of federal pass-through and federal expenditures as reported on the Schedule of Federal Financial Assistance to the total of federal revenues and federal grant pass-through revenues as reported in the general-purpose financial statements. Generally, federal funds are not earned until expended; therefore, federal revenues equal federal expenditures for the reporting period.

Per Proprietary Statement of Changes in Revenues, Expenses and Net Assets	
Proprietary Funds - Federal Revenue (SCRECNA)	\$ 3,024,863.71
Proprietary Funds - Federal Pass-Through Revenue (SCRECNA)	349,169.09
Reconciling Item: New Loans Processed	
Federal Direct Student Loans	<u>2,688,503.00</u>
Total Pass Through and Expenditures per Federal Schedule	<u>\$ 6,062,535.80</u>

Note 3: Student Loans Processed and Administrative Costs Recovered

Federal Grantor/CFDA Number/ Program Name	New Loans Processed	Admin Costs Recovered	Total Loans Processed & Admi. Costs Recovered	Ending Balances of Previous Year's Loans
Department of Education				
Federal Direct Student Loans 84.268	\$ 2,688,503.00	0	\$ 2,688,503.00	0
Total Department of Education	\$ 2,688,503.00	0	\$ 2,688,503.00	0

Notes 1, 4, 5, 6, and 7 are non-applicable.

UNAUDITED

Direct Program Amount	Total Pass Thrus from and Direct Program	Pass-Through To			Expenditures	Total Pass-Thru To & Expenditures
		Agy/ Univ. #	State Agy or Univ Amount	Non-State Entities Amount		
\$	\$	-	\$	\$	\$	\$ -
		-				-
		-				-
		-				-
	206,071.00				206,071.00	206,071.00
					-	-
	1,132.01				1,132.01	1,132.01
	119,331.30				119,331.30	119,331.30
	22,634.78				22,634.78	22,634.78
						-
						-
						-
	<u>349,169.09</u>		<u>-</u>	<u>-</u>	<u>349,169.09</u>	<u>349,169.09</u>
52,083.00	52,083.00				52,083.00	52,083.00
51,575.56	51,575.56				51,575.56	51,575.56
2,921,927.15	2,921,927.15				2,921,927.15	2,921,927.15
2,688,503.00	2,688,503.00				2,688,503.00	2,688,503.00
						-
<u>5,714,088.71</u>	<u>5,714,088.71</u>		<u>-</u>	<u>-</u>	<u>5,714,088.71</u>	<u>5,714,088.71</u>
\$ <u>5,714,088.71</u>	\$ <u>6,063,257.80</u>		\$ <u>-</u>	\$ <u>-</u>	\$ <u>6,063,257.80</u>	\$ <u>6,063,257.80</u>

UNAUDITED

LAMAR STATE COLLEGE - ORANGE
SCHEDULE 1B
SCHEDULE OF STATE PASS THROUGHS FROM/TO STATE AGENCIES
For the Fiscal Year Ended August 31, 2017

Pass Through From:

Texas Higher Education Coordinating Board (Agency 781)	
Texas Educational Opportunity	\$ 312,700.00
College Work Study	10,535.00
Nursing and Allied Health	3,529.77
Texas Workforce Commission (Agency 320)	
Apprenticeship	395,189.00
Skills Development	342,284.30
Total Pass Through From Other Agencies	<u>\$ 1,064,238.07</u>

UNAUDITED

LAMAR STATE COLLEGE - ORANGE
SCHEDULE 2A
MISCELLANEOUS BOND INFORMATION
For the Fiscal Year Ended August 31, 2017

SCHEDULE NOT USED

UNAUDITED

LAMAR STATE COLLEGE - ORANGE
SCHEDULE 2B
CHANGES OF BOND INDEBTEDNESS
For the Fiscal Year Ended August 31, 2017

SCHEDULE NOT USED

UNAUDITED

LAMAR STATE COLLEGE - ORANGE
SCHEDULE 2C
DEBT SERVICE REQUIREMENTS SCHEDULE
For the Fiscal Year Ended August 31, 2017

SCHEDULE NOT USED

UNAUDITED

LAMAR STATE COLLEGE - ORANGE
SCHEDULE 2D
ANALYSIS OF FUNDS AVAILABLE FOR DEBT SERVICE
For the Fiscal Year Ended August 31, 2017

SCHEDULE NOT USED

UNAUDITED

LAMAR STATE COLLEGE - ORANGE
SCHEDULE 2E
SCHEDULE OF DEFEASED BONDS OUTSTANDING
For the Fiscal Year Ended August 31, 2017

SCHEDULE NOT USED

LAMAR STATE COLLEGE - ORANGE
 SCHEDULE 3
 RECONCILIATION OF CASH IN STATE TREASURY
 August 31, 2017

Cash In State Treasury	Unrestricted	Restricted	Current Year Total
Available University Fund 0285	1,165,669.99	-	1,165,669.99
Total Cash In State Treasury (Statement of Net Assets)	\$ 1,165,669.99	\$ -	\$ 1,165,669.99

UNAUDITED

LAMAR STATE COLLEGE - ORANGE
SCHEDULE 4 - HIGHER EDUCATION ASSISTANCE FUND
For the fiscal year ended August 31, 2017

	<u>Totals</u>
Balance September 1, 2016	<u>\$ 3,073,898.06</u>
REVENUES	
HEAF Appropriation	1,694,343.00
Total Revenues	<u>1,694,343.00</u>
EXPENSES	
Other Expenses	108,998.10
Transfers among funds	2,661,681.69
Transfer between agencies	340,800.00
Total Expenses	<u>3,111,479.79</u>
BALANCE AT AUGUST 31, 2017	<u><u>\$ 1,656,761.27</u></u>