60x30TX

Texas Higher Education Coordinating Board

Monthly Financial Report for Period Ending of 8/31/2017

1. Operating/Trusteed 1
2. Federal Contracts 4
3. YTD Budget Adjustments 6
4. Cash Balance Summary 13
5. Loan Program Review 14

THECB Monthly Financial Report
Operating/Trusteed Summary
Period Ending: 8/31/2017

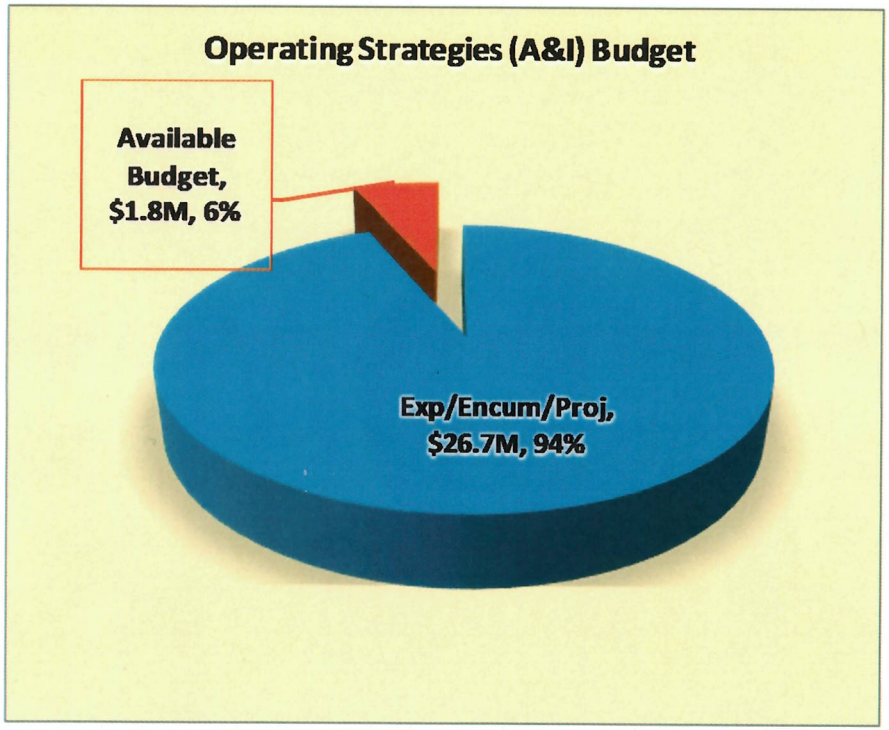

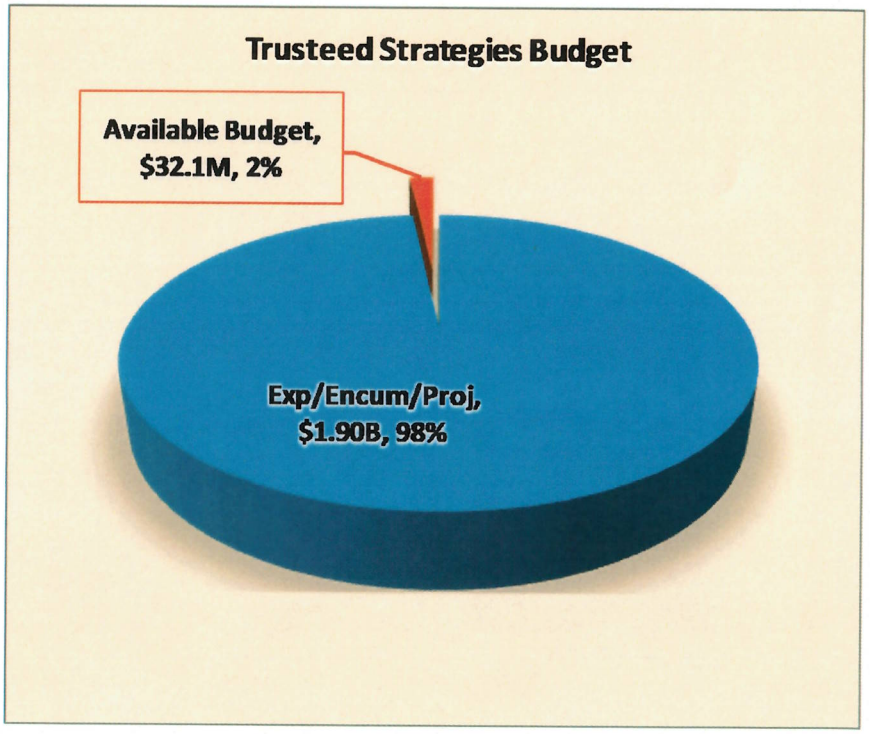

Texas Higher Education Coordinating Board
Operating and Trusteed Budget
For the Period Ended 8/31/2017 (AY17)

		Original Budget	Budget Adjusts. or Reclass	Adjusted Budget	FYTD Expense	FYTD Encumb	Projected Obligations	Available Budget
Coordinate Higher Educa tion								
A.1. 1	College Readiness and	$ 1,799,766	$ 2,053	$ 1,801,819	$ 1,595,654	$ 169,938	$ -	$ 36,227
A.1. 2	Success State Loan Programs	6,399,180	67,286	6,466,466	5,818,688	680,842	-	(33,064)
A.1. 3	Student Grants & Special Prog	955,708	285,465	1,241,173	941,135	9,782	-	290,256
A.2. 1	Workforce, Acad Affairs,& Rsch	2,065,053	(63,344)	2,001,709	1,805,724	29,809	-	166,176
A.3. 1	Planning/Info/Evaluation	2,720,300	319,551	3,039,851	2,590,101	23,391	-	426,359
A		**$ 13,940,007**	**$ 611,011**	**$ 14,551,018**	**$ 12,751,302**	**$ 913,762**	**$ -**	**$ 885,954**
Close The Gaps Affordab ility								
B.1. 1	TX Grant Program	357,490,057	796,094	358,286,151	357,714,527	-	-	571,624
B.1. 2	Texas B-on-Time Program Public	26,884,040	12,804,552	39,688,592	21,240,346	-	-	18,448,246
B.1. 3	Texas B-on-Time Prog Private	8,417,200	737,885	9,155,085	8,192,321	-	-	962,764
B.1. 4	Tuition Equalization Grants	96,151,977	26,147	96,178,124	96,155,109	-	-	23,015
B.1. 5	TEOG Public Community Colleges	43,236,458	324,454	43,560,912	43,244,791	-	-	316,121
B.1. 6	TEOG Pub State/Tech Colleges	3,759,692	1,539	3,761,231	3,579,003	-	-	182,228
B.1. 7	College Work Study Program	9,404,639	130,407	9,535,046	8,936,860	-	-	598,186
B.1. 8	License Plate Scholarships	247,400	134,356	381,756	247,364	-	-	134,392
B.1. 9	Educational Aide Program	1,000,000	-	1,000,000	-	-	-	1,000,000
B.1.10	Teach for Texas LRP	3,500,000	1,287,500	4,787,500	453,007	4,333,243	-	1,250
B.1.11	Border Faculty Loan Repayment	187,813	-	187,813	187,813	-	-	-
B.1.13	Engineering Recruitment Prog	250,000	-	250,000	249,990	-	-	10
B.1.14	Top 10% Scholarships	9,111,524	65,306	9,176,830	8,933,915	-	-	242,915
B.1.15	TX Armed Serv Scholarship Prog	2,670,000	-	2,670,000	2,360,516	-	-	309,484
B.1.16	T-STEM Challenge Program	-	7,580,471	7,580,471	7,385,738	-	-	194,733
B.1.17	Advise TX	2,000,000	50,000	2,050,000	2,050,000	-	-	-
B		**$ 564,310,800**	**$ 23,938,711**	**$ 588,249,511**	**$ 560,931,300**	**$ 4,333,243**	**$ -**	**$ 22,984,968**
Close The Gaps Research								
C.1. 1	Texas Research Incentive Prog	35,312,500	-	35,312,500	35,312,500	-	-	-
C		**$ 35,312,500**	**$ -**	**$ 35,312,500**	**$ 35,312,500**	**$ -**	**$ -**	**$ -**
Close The Gaps Health P rograms								
D.1. 1	Family Practice Residency Prog	8,390,000	53,071	8,443,071	8,438,071	-	-	5,000
D.1. 2	Preceptorship Program	1,500,000	-	1,500,000	1,499,999	-	-	1
D.1. 4	Physician Educ Loan Repay	16,900,000	17,211,797	34,111,797	5,870	34,103,812	-	2,115
D.1. 5	Dental Ed Loan Repay Program	110,000	110,000	220,000	109,996	109,530	-	474
D.1. 6	Prof Nursing Shortage Reductio	16,709,428	54,380	16,763,808	16,763,808	-	-	-
D.1. 7	Trauma Care Program	2,200,079	-	2,200,079	2,200,066	-	-	13
D.1. 8	GME Expansion	26,500,000	12,405,000	38,905,000	38,089,975	-	-	815,025
D.1. 9	Primary Care Innovation Prog	2,100,000	(63,000)	2,037,000	2,006,118	-	-	30,882
D.1.10	Other Loan Repayment Programs	637,653	835,923	1,473,576	1,321,353	152,223	-	-
D.1.11	Autism Program	3,900,000	-	3,900,000	2,089,576	1,792,911	-	17,513
D.1.12	Mental Heath Loan Repay Prog	1,275,000	850,000	2,125,000	89,514	2,035,486	-	-
D		**$ 80,222,160**	**$ 31,457,171**	**$ 111,679,331**	**$ 72,614,346**	**$ 38,193,962**	**$ -**	**$ 871,023**

Texas Higher Education Coordinating Board
Operating and Trusteed Budget
For the Period Ended 8/31/2017 (AY17)

		Original Budget	Budget Adjusts. or Reclass	Adjusted Budget	FYTD Expense	FYTD Encumb	Projected Obligations	Available Budget
Baylor College of Medicine								
E.1. 1	Baylor COM - Undergrad Med Edu	39,031,850	-	39,031,850	10,508,868	27,871,047	-	651,935
E.1. 2	Baylor COM - Grad Med Edu	7,813,119	-	7,813,119	7,813,119	-	-	-
E.1. 3	Baylor COM - Perm Endow Fund	1,425,000	74,353	1,499,353	1,119,428	379,925	-	-
E.1. 4	Baylor COM - Perm Health Fund	1,914,193	158,157	2,072,350	1,554,464	517,886	-	-
E		**$ 50,184,162**	**$ 232,510**	**$ 50,416,672**	**$ 20,995,879**	**$ 28,768,858**	**$ -**	**$ 651,935**
Quality, Access and Success								
F.1. 1	Developmental Education Prog	2,003,704	(1,199,435)	804,269	484,622	319,647	-	-
F.1. 2	Teacher Education	1,520,353	-	1,520,353	1,513,569	6,784	-	-
F.1. 3	Accelerate TX CC Grants	2,003,690	112,149	2,115,839	500,150	1,615,500	-	189
F.1. 4	TX Teacher Residency Program	649,152	649,153	1,298,305	1,298,305	-	-	-
F.1. 5	TRB APPROPRIATION	240,000,000	-	240,000,000	240,000,000	-	-	-
F		**$ 246,176,899**	**$ (438,133)**	**$ 245,738,766**	**$ 243,796,646**	**$ 1,941,931**	**$ -**	**$ 189**
Close the Gaps Tobacco Funds								
H.1. 1	Earnings - Minority Health	2,787,527	3,621,064	6,408,591	272,232	1,941,555	-	4,194,804
H.1. 2	Earnings-Nursing/Allied Health	4,858,112	3,187,338	8,045,450	720,202	3,881,568	-	3,443,680
H		**$ 7,645,639**	**$ 6,808,402**	**$ 14,454,041**	**$ 992,434**	**$ 5,823,123**	**$ -**	**$ 7,638,484**
Indirect Administration								
I.1. 1	Central Administration	5,493,051	179,121	5,672,172	4,974,210	60,339	-	637,623
I.1. 2	Information Resources	6,240,445	168,385	6,408,830	5,491,159	712,200	-	205,471
I.1. 3	Other Support Services	1,885,220	(66,800)	1,818,420	1,712,051	77,105	-	29,264
I		**$ 13,618,716**	**$ 280,706**	**$ 13,899,422**	**$ 12,177,420**	**$ 849,644**	**$ -**	**$ 872,358**
Other Programs								
Z.1. 1	Community Colleges	885,793,094	-	885,793,094	885,793,094	-	-	-
Z.1. 2	Apply TX–Common Application	699,032	-	699,032	699,032	-	-	-
Z		**$ 886,492,126**	**$ -**	**$ 886,492,126**	**$ 886,492,126**	**$ -**	**$ -**	**$ -**
Total Uses Of Revenue		**$ 1,897,903,009**	**$ 62,890,378**	**$ 1,960,793,387**	**$ 1,846,063,954**	**$ 80,824,523**	**$ -**	**$ 33,904,910**

Goal G - Federal trusteed programs are reported separately on the next page.

Texas Higher Education Coordinating Board
Goal G: Federal Trusteed Report
Period Ending: 08/31/2017

Federal Fiscal Year	CFDA	From Date	To Date	Award Amount	Expenditures	Obligated	Unobligated Balance	Revenue/ Drawdown	Cash Balance
Marketable Skills Admin									
16	17.258	03/01/2016	10/20/2017	$150,000.00	$20,555.13	$.00	$129,444.87	$20,555.13	$.00
Perkins - Formula									
17	84.048	07/31/2016	09/30/2017	$26,240,436.00	$19,126,866.70	$7,113,569.30	$.00	$19,126,866.70	$.00
Perkins - Leadership									
17	84.048	07/31/2016	09/30/2017	$785,329.00	$291,888.00	$460,446.00	$32,995.00	$291,888.00	$.00
Perkins - Non-Traditional Leadership									
17	84.048	07/31/2016	09/30/2017	$45,000.00	$21,725.00	$23,275.00	$.00	$21,725.00	$.00
Perkins AQ&W Admin									
17	84.048	07/31/2016	09/30/2017	$619,299.00	$409,133.57	$16,089.34	$194,076.09	$414,337.52	$5,203.95
Perkins Admin Indirect									
17	84.048	07/31/2016	09/30/2017	$168,544.00	$100,232.96	$.00	$68,311.04	$100,232.96	$.00
Perkins Compliance Admin									
17	84.048	07/31/2016	09/30/2017	$137,111.00	$21,797.64	$.00	$115,313.36	$22,946.70	$1,149.06
Perkins SP&F Admin									
17	84.048	07/31/2016	09/30/2017	$229,225.00	$143,481.87	$.00	$85,743.13	$148,873.43	$5,391.56
RAND - IES CI									
15	84.305	04/01/2016	06/30/2017	$403,795.00	$387,138.77	$.00	$16,656.23	$380,946.32	-$6,192.45
RAND - IES RCT									
16	84.305	06/01/2016	08/31/2017	$644,900.00	$629,565.55	$.00	$15,334.45	$620,220.62	-$9,344.93

Texas Higher Education Coordinating Board
Goal G: Federal Trusteed Report
Period Ending: 08/31/2017

Federal Fiscal Year	CFDA	From Date	To Date	Award Amount	Expenditures	Obligated	Unobligated Balance	Revenue/ Drawdown	Cash Balance
Teacher Quality Program - Admin									
15	84.367	07/01/2016	09/30/2017	$284,019.00	$187,297.25	$.00	$96,721.75	$166,893.45	-$20,403.80
Teacher Quality Program - Grants									
15	84.367	07/01/2016	09/30/2017	$4,627,998.00	$4,627,998.00	$29,356.00	-$29,356.00	$4,627,998.00	$.00
Total				**$34,335,656.00**	**$25,967,680.44**	**$7,642,735.64**	**$725,239.92**	**$25,943,483.83**	**-$24,196.61**

Agency Budget
Year to Date Budget Adjustments
As Of: 08/31/2017

Strategy	Budget Adjustments By Strategy	PCA Code	Transaction Description	Increase	Decrease
College Readiness and Success					
A.1. 1	ATX-Bank of America	40016	BU29-MID YR UB OF VARIOUS PGMS FRM PREV AYs to AY 17	$ 300	(68,247)
	College Readiness	39001	BU46-APPN REVISIONS-TRNSFRS BTWN APPNS & BTWN PCAS	26,000	
	Student Success	13800	BU23-GOV DRCTVE SALRY SAVINGS TRNSFR TO HOLDING ACCT		
			BU46-APPN REVISIONS-TRNSFRS BTWN APPNS & BTWN PCAS		(26,000)
	University of Virginia Texting	40101	BU32-SET UP BDGT CRS UVA TEXTING CAMP ADM	50,000	
			BU32-SET UP BDGT CRS UVA TEXTING CAMP ADM	20,000	
				2,053	
State Loan Programs					
A.1. 2	Student Loan Administration	13818	BU23-GOV DRCTVE SALRY SAVINGS TRNSFR TO HOLDING ACCT	35,000	(142,214)
			BU38-REVRSE SALRY SVNGS TRNSFR & INCRS BDGT-LN PGM		
			BU38-REVRSE SALRY SVNGS TRNSFR & INCRS BDGT-LN PGM	139,500	
			BU38-REVRSE SALRY SVNGS TRNSFR & INCRS BDGT-LN PGM	35,000	
			BU30-TO ADJ OOE'S WI SFAP STRAT		(56,075)
			BU30-TO ADJ OOE'S WI SFAP STRAT		(593,925)
			BU30-TO ADJ OOE'S WI SFAP STRAT	600,000	
			BU30-TO ADJ OOE'S WI SFAP STRAT	50,000	
	Student Loan Prog-Fd 5103	66031	BU30-TO ADJ OOE'S WI SFAP STRAT		(592,000)
			BU30-TO ADJ OOE'S WI SFAP STRAT	592,000	
				67,286	
Student Grants & Special Prog					
A.1. 3	ADMINISTER GRANTS & SCHLRSHPS	36007	BU42-BDGT TRNSFR BTWN PCA's WITHIN STRATGY	249,465	(300)
	Dir Salary Savings Hold Acct	36024	BU23-GOV DRCTVE SALRY SAVINGS TRNSFR TO HOLDING ACCT		
			BU23-GOV DRCTVE SALRY SAVINGS TRNSFR TO HOLDING ACCT	142,214	
			BU23-GOV DRCTVE SALRY SAVINGS TRNSFR TO HOLDING ACCT	36,000	
			BU38-REVRSE SALRY SVNGS TRNSFR & INCRS BDGT-LN PGM		(142,214)
	INNOVATION & POLICY DEVELOP	36008	BU42-BDGT TRNSFR BTWN PCA's WITHIN STRATGY	300	
			BU27-APPN TRNSFR_BTWN ACAD PLAN & PLCY & IPD	14,076	
			BU36-BDGT ADJSMT REVERSAL FOR BU27-ACAD PLN & POLY & IPD		(14,076)
				285,465	
Workforce, Acad Affairs,& Rsch					
A.2. 1	Academic Quality & Workforce	13812	BU43-APPN TRNSFR BTWN AQW & REG PATHWAYS		(25,000)

Agency Budget
Year to Date Budget Adjustments
As Of: 08/31/2017

Strategy	Budget Adjustments By Strategy	PCA Code	Transaction Description	Increase	Decrease
A.2. 1	Academic Quality & Workforce 13812		BU46-APPN REVISIONS-TRNSFRS BTWN APPNS & BTWN PCAS	$ 10,000	$
			BU23-GOV DRCTVE SALRY SAVINGS TRNSFR TO HOLDING ACCT		(110,344)
			BU23-GOV DRCTVE SALRY SAVINGS TRNSFR TO HOLDING ACCT		(36,000)
			BU31-APPN TRNSFR BDGT PRIM CARE TO AQW ADM	63,000	
			BU39-APPN RVSN (INCRS BDGT) & CASH TRNSFR_T-STEM TO AQW	74,500	
			BU46-APPN REVISIONS-TRNSFRS BTWN APPNS & BTWN PCAS		(39,500)
					(63,344)
Planning/Info/Evaluation					
A.3. 1	Education Research Centers	44001	BU04-UB ERC COLLD REVN FRM 16 TO 17	85,000	(4,075)
			BU04-ADJST TO ACTUAL UB FOR ERC		
	Gates Foundation 60X30TX Grant	44003	BU15-SET UP GATES 60X30TX GRANT	35,000	
			BU15-SET UP GATES 60X30TX GRANT	9,450	
	Gates Foundation Emergency Aid		BU15-SET UP GATES 60X30TX GRANT	8,000	
		48001	BU19-SET UP GATES 60X30TX EMER AID GRANT	65,000	
			BU19-SET UP GATES 60X30TX EMER AID GRANT	17,550	
	REGIONAL PATHWAYS PROJ GRANT		BU19-SET UP GATES 60X30TX EMER AID GRANT	120,000	
		34004	BU43-APPN TRNSFR BTWN AQW & REG PATHWAYS	25,000	
			BU46-APPN REVISIONS-TRNSFRS BTWN APPNS & BTWN PCAS	11,500	(70,875)
	Strategic Planning & Funding	13813	BU23-GOV DRCTVE SALRY SAVINGS TRNSFR TO HOLDING ACCT		
			BU46-APPN REVISIONS-TRNSFRS BTWN APPNS & BTWN PCAS	18,000	
				319,551	
TX Grant Program					
B.1. 1	TEXAS GRANT-COLLECTED	13098	BU06-UB VARIOUS PGMS TO CURRENT AY REVISED	139,590	(9,128)
	TEXAS Grant Program	13099	AY/FY 16 TO 17 UB ADJUSTMENT		
			BU06-UB VARIOUS PGMS TO CURRENT AY REVISED	665,633	
				796,094	
Texas B-on-Time Program Public					
B.1. 2	TX B-on-Time Public Fd 5103	13126	BU06-UB VARIOUS PGMS TO CURRENT AY REVISED	12,806,713	(2,161)
			PARTIAL REVERSAL OF BOT UB FOR FUNDING APS 011		
				12,804,552	
Texas B-on-Time Prog Private					
B.1. 3	TX B-on-Time Private Fd 0001	13128	BU06-UB VARIOUS PGMS TO CURRENT AY REVISED	737,885	
				737,885	
Tuition Equalization Grants					
B.1. 4	Tuition Equalization Grants	06105	BU06-UB VARIOUS PGMS TO CURRENT AY REVISED	26,147	
				26,147	
TEOG Public Community Colleges					
B.1. 5	TEOG PUB COMMUNITY COLLEGES	36002	BU06-UB VARIOUS PGMS TO CURRENT AY REVISED	324,454	
				324,454	

Agency Budget
Year to Date Budget Adjustments
As Of: 08/31/2017

Strategy	Budget Adjustments By Strategy	PCA Code	Transaction Description	Increase	Decrease
TEOG Pub State/Tech Colleges					
B.1. 6	TEOG PUB STATE/TECH COLLEGES	36003	BU06-UB VARIOUS PGMS TO CURRENT AY REVISED	$ 1,539	
				1,539	
College Work Study Program					
B.1. 7	College Work Study Program	22339	BU14-BDGT TRNSFR W/I STRAT-COLL WK STDY TO WK STDY MNTSHP		(130,000)
			BU33-BDGT TRNSFR W/I STRAT BTWN PCA'S COLL WORK STDY		(494,783)
			BU34-BDGT TRNSFR W_I STRAT BTWN PCA'S -COLL WK STDY		(12,129)
			BU47-BDGT TRNSFR W/I STRAT PCA'S COLL WK STDY		(533,990)
			BU06-UB VARIOUS PGMS TO CURRENT AY REVISED	130,407	
	Work Study Mentorship Program	22349	BU33-BDGT TRNSFR W/I STRAT BTWN PCA'S COLL WORK STDY	494,783	
			BU34-BDGT TRNSFR W_I STRAT BTWN PCA'S -COLL WK STDY	12,129	
			BU47-BDGT TRNSFR W/I STRAT PCA'S COLL WK STDY	533,990	
			BU14-BDGT TRNSFR W/I STRAT-COLL WK STDY TO WK STDY MNTSHP	130,000	
				130,407	
License Plate Scholarships					
B.1. 8	Austin College PLT	66016	BU06-UB VARIOUS PGMS TO CURRENT AY REVISED	265	(18,956)
	Baylor University PLT	66014	BU06-UB VARIOUS PGMS TO CURRENT AY REVISED	1,844	
	Boy Scout License Plates	66008	BU06-UB VARIOUS PGMS TO CURRENT AY REVISED	778	
	Collegiate Crossover Lic Plate	66004	BU06-UB VARIOUS PGMS TO CURRENT AY REVISED	32,956	
			AY/FY 16 TO 17 UB ADJUSTMENT		
			BU25-INCRS COLL BDGT_COLLEGIATE CROSSOVER LP	34,291	
	Cotton Boll License Plates	66006	BU06-UB VARIOUS PGMS TO CURRENT AY REVISED	2,049	
	Girl Scout License Plates	66007	BU06-UB VARIOUS PGMS TO CURRENT AY REVISED	178	
	Houston Rodeo License Plates	66005	BU06-UB VARIOUS PGMS TO CURRENT AY REVISED	754	
	LSU Alumni License Plates	66009	BU06-UB VARIOUS PGMS TO CURRENT AY REVISED	44,491	
	Lubbock Christian Univ PLT	66020	BU06-UB VARIOUS PGMS TO CURRENT AY REVISED	46	
	MADD License Plate	66011	BU06-UB VARIOUS PGMS TO CURRENT AY REVISED	23	
	Omega Psi Phi License Plates	66013	BU06-UB VARIOUS PGMS TO CURRENT AY REVISED	10,210	
	Rice University PLT	66017	BU06-UB VARIOUS PGMS TO CURRENT AY REVISED	1,315	
	SMU Royalty License Plate	66012	BU06-UB VARIOUS PGMS TO CURRENT AY REVISED	1,501	
			BU44-INCRS COLLD BDGT FOR SMU LP	1,800	
	Southern Methodist Univ PLT	66018	BU06-UB VARIOUS PGMS TO CURRENT AY REVISED	811	
	Southwestern University PLT	66022	BU06-UB VARIOUS PGMS TO CURRENT AY REVISED	200	
	St. Mary's University PLT	66021	BU06-UB VARIOUS PGMS TO CURRENT AY REVISED	170	
	TX Water Works License Plate	66001	BU06-UB VARIOUS PGMS TO CURRENT AY REVISED	369	
	Texas Christian Univ PLT	66019	BU06-UB VARIOUS PGMS TO CURRENT AY REVISED	976	
	Univ of Florida License Plates	66010	BU06-UB VARIOUS PGMS TO CURRENT AY REVISED	17,974	
	Univ of Mary Hardin Baylor PLT	66015	BU06-UB VARIOUS PGMS TO CURRENT AY REVISED	235	
	Univ of the Incarnate Word PLT	66024	INCRS OF COLL BDGT FOR UNIV OF THE INCAR WRD	6	

Agency Budget
Year to Date Budget Adjustments
As Of: 08/31/2017

Strategy	Budget Adjustments By Strategy	PCA Code	Transaction Description	Increase	Decrease
B.1. 8	University of St. Thomas PLT	66023	BU06-UB VARIOUS PGMS TO CURRENT AY REVISED	$ 68	$
				134,356	
Teach for Texas LRP					
B.1.10	Math and Science LRP GR	36004	BU06-UB VARIOUS PGMS TO CURRENT AY REVISED	1,287,500	(1,106,500)
			BU40-APPN TRNSFR_M&S LRP TO TFT LRP		
	Teach for Texas Loan Repayment	13599	BU40-APPN TRNSFR_M&S LRP TO TFT LRP	1,106,500	
				1,287,500	
Top 10% Scholarships					
B.1.14	Bilingual Education Program	36009	BU17-BDGT TRNS W/I STRAT TOP 10% TO BILING SCHSHP	1,806,795	(1,806,795)
	Top 10 Percent Scholarships	20356	BU17-BDGT TRNS W/I STRAT TOP 10% TO BILING SCHSHP		
			BU06-UB VARIOUS PGMS TO CURRENT AY REVISED	65,306	
				65,306	
T-STEM Challenge Program					
B.1.16	T-STEM Scholarship Program	42001	UB T-STEM COLL'D BAL'S FRM FY 15 TO 16 & 16 TO	7,550,971	(178,500)
			17 BU06-UB VARIOUS PGMS TO CURRENT AY	104,000	
			REVISED		
			BU39-APPN RVSN (INCRS BDGT) & CASH TRNSFR_T-STEM TO		
			AQW	104,000	
			BU06-INCRS BDGTS FOR UB'D PGMS		
				7,580,471	
Advise TX					
B.1.17	ADVISE TX	30003	BU06-UB VARIOUS PGMS TO CURRENT AY REVISED	50,000	
				50,000	
Family Practice Residency Prog					
D.1. 1	FP-Rural & Pub Health Rotation	08794	BU06-UB VARIOUS PGMS TO CURRENT AY REVISED	8,500	(1,000)
			BU20-BDGT TRNSFR W/I STRAT FPRP 08794 TO 08793		
	Familiy Practice Res Fd 5111	62003	BU06-UB VARIOUS PGMS TO CURRENT AY REVISED	4	
	Family Practice Residency	08793	BU20-BDGT TRNSFR W/I STRAT FPRP 08794 TO 08793	1,000	
			BU06-UB VARIOUS PGMS TO CURRENT AY REVISED	44,567	
				53,071	
Physician Educ Loan Repay					
D.1. 4	Physician Ed Loan Repay Pgm	21949	BU06-UB VARIOUS PGMS TO CURRENT AY REVISED	16,876,568	
	Physician LRP - Donated	21948	BU06-UB VARIOUS PGMS TO CURRENT AY REVISED	251,520	
			BU06-UB VARIOUS PGMS TO CURRENT AY REVISED	83,709	
				17,211,797	
Dental Ed Loan Repay Program					
D.1. 5	Dentist Loan Repayment Prog	13102	BU06-UB VARIOUS PGMS TO CURRENT AY REVISED	110,000	
				110,000	
Prof Nursing Shortage Reductio					
D.1. 6	Prof Nursing Shortage Reduc	13129	BU06-UB VARIOUS PGMS TO CURRENT AY REVISED	54,380	
				54,380	
GME Expansion					
D.1. 8	GME Expansion SB 18	32013	BU06-UB VARIOUS PGMS TO CURRENT AY REVISED	10,655,000	
	GME Planning Grants	32014	BU06-UB VARIOUS PGMS TO CURRENT AY REVISED	1,750,000	
				12,405,000	

Agency Budget
Year to Date Budget Adjustments
As Of: 08/31/2017

Strategy	Budget Adjustments By Strategy	PCA Code	Transaction Description	Increase	Decrease
Primary Care Innovation Prog					
D.1. 9	Primary Care Innovation Prog	32005	BU31-APPN TRNSFR BDGT PRIM CARE TO AQW ADM		$ (63,000)
					(63,000)
Other Loan Repayment Programs					
D.1.10	St. David's Foundation LRP	46001	BU06-UB VARIOUS PGMS TO CURRENT AY REVISED	29,688	
			BU06-INCRS BDGTS FOR UB'D PGMS	29,688	
			REVERSAL OF TWO ENTRIES TO DOC #A700206M		(29,688)
			BU21-BDGT INCRS ST DAVIDS FOUND. LRP	806,235	
				835,923	
Mental Heath Loan Repayment P					
D.1.12	Mental Health Prof LRP	36005	BU06-UB VARIOUS PGMS TO CURRENT AY REVISED	850,000	
				850,000	
Baylor COM - Perm Endow Fund					
E.1. 3	Baylor COM Perm Endowment	13069	INCRS BDGT AY17 BAYLOR PERM FDS	74,353	
				74,353	
Baylor COM - Perm Health Fund					
E.1. 4	Baylor COM Perm Health	13070	INCRS BDGT AY17 BAYLOR PERM FDS	158,157	
				158,157	
Developmental Education Prog					
F.1. 1	Developmental Education Prog	13076	BU06-UB VARIOUS PGMS TO CURRENT AY REVISED	565	
			LEG TRNSFR OUT TO AGY 721 FOR FY17		(1,200,000)
					(1,199,435)
Accelerate TX CC Grants					
F.1. 3	Accelerate TX CC Grants	13078	BU29-MID YR UB OF VARIOUS PGMS FRM PREV AYs to AY 17	98,294	
			BU06-UB VARIOUS PGMS TO CURRENT AY REVISED	13,855	
				112,149	
TX Teacher Residency Program					
F.1. 4	TX Teacher Residency Prog	30002	BU06-UB VARIOUS PGMS TO CURRENT AY REVISED	718,162	
			AY/FY 16 TO 17 UB ADJUSTMENT		(69,009)
				649,153	
Career/Technical Edu Prog-Adm					
G.1.1A	PERKINS - AQ&W ADMIN 84.048	52001	BU22-PERKINS AMENDMENT 1-DECRSD 52001 BDGT		(125,635)
			BU10-ALIGN ORIG AGY BDGT TO PERKINS ORIGINAL		(190,027)
	Perkins-Compliance Adm 84.048	56001	NOGA BU10-ALIGN ORIG AGY BDGT TO PERKINS	10,212	
			ORIGINAL NOGA BU10-ALIGN ORIG AGY BDGT TO	153	
			PERKINS ORIGINAL NOGA		
					(305,297)
Career/Tech Edu Prog-Grant					
G.1.1G	Perkins Formula-84.048	17695	BU28-INCRS PERKINS BDGT DUE TO NOGA AMNDMNT 2	550,345	
			BU10-ALIGN ORIG AGY BDGT TO PERKINS ORIGINAL	2,200,935	
	Perkins Leadership-84.048	17705	NOGA BU10-ALIGN ORIG AGY BDGT TO PERKINS		(1,933,101)
			ORIGINAL NOGA		
				818,179	
Other Federal Grants-Grants					
G.1.3G	RAND-IES C.I. 84.305H	50010	BU08-ALIGN FY 17 OPERATING BDGT TO RAND NOGA	6,030	

Agency Budget
Year to Date Budget Adjustments
As Of: 08/31/2017

Strategy	Budget Adjustments By Strategy		PCA Code	Transaction Description	Increase	Decrease
G.1.3G	RAND-IES C.I. 84.305H	50010	50009	BU08-ALIGN FY 17 OPERATING BDGT TO RAND NOGA	$ 15,199	$ (5,000)
				BU08-ALIGN FY 17 OPERATING BDGT TO RAND NOGA		
	RAND-IES RCT 84.305H			BU08-ALIGN FY 17 OPERATING BDGT TO RAND NOGA		(51,061)
				BU08-ALIGN FY 17 OPERATING BDGT TO RAND NOGA		(7,500)
				BU08-ALIGN FY 17 OPERATING BDGT TO RAND NOGA	10,928	
				BU08-ALIGN FY 17 OPERATING BDGT TO RAND NOGA		(116,500)
						(147,904)
Earnings - Minority Health						
H.1. 1	Minority Health Research/Edu		13067	BU06-UB VARIOUS PGMS TO CURRENT AY REVISED	33,854	
				BU06-UB VARIOUS PGMS TO CURRENT AY REVISED	3,587,210	
					3,621,064	
Earnings-Nursing/Allied Health						
H.1. 2	Nursing & Allied Health		13068	BU06-UB VARIOUS PGMS TO CURRENT AY REVISED	3,145,256	
				BU06-UB VARIOUS PGMS TO CURRENT AY REVISED	42,082	
					3,187,338	
Central Administration						
I.1. 1	COMMISSIONER'S OFFICE		38003	BU46-APPN REVISIONS-TRNSFRS BTWN APPNS & BTWN PCAS	21,000	(12,269)
				BU23-GOV DRCTVE SALRY SAVINGS TRNSFR TO HOLDING ACCT		
				RE-ENTERED BU18 - BDGT TRNSF W/I STRAT INDIR ADM ASSISTANT		(16,770)
	Compliance Monitoring		38001	BU23-GOV DRCTVE SALRY SAVINGS TRNSFR TO HOLDING ACCT		(37,316)
				BU41-TRNSFR BDGTS FRM CNTRL ADMIN PCA'S TO ISS		(37,046)
	DEP COMM-ACAD PLANNING & POL		38008	RE-ENTERED BU18 - BDGT TRNSF W/I STRAT INDIR ADM ASSISTANT	5,145	
				BU41-TRNSFR BDGTS FRM CNTRL ADMIN PCA'S TO ISS		(75,000)
				BU36-BDGT ADJSMT REVERSAL FOR BU27-ACAD PLN & POLY & IPD	14,076	
				BU27-APPN TRNSFR_BTWN ACAD PLAN & PLCY & IPD		(14,076)
				BU46-APPN REVISIONS-TRNSFRS BTWN APPNS & BTWN PCAS	7,000	
	DEP COMM-OPS & COMMUN COO		38007	RE-ENTERED BU18 - BDGT TRNSF W/I STRAT INDIR ADM ASSISTANT	11,625	
				BU41-TRNSFR BDGTS FRM CNTRL ADMIN PCA'S TO ISS		(10,000)
	EXTERNAL RELATIONS		38009	BU23-GOV DRCTVE SALRY SAVINGS TRNSFR TO HOLDING ACCT		(81,383)
				BU41-TRNSFR BDGTS FRM CNTRL ADMIN PCA'S TO ISS		(18,000)
	FINANCIAL SERVICES		38004	BU35-BDGT TRNSFR WTHIN APPN BTWN PCA's-INTRNL ADT&FNS		(14,491)
				BU41-TRNSFR BDGTS FRM CNTRL ADMIN PCA'S TO ISS		(33,702)
	GENERAL COUNSEL'S OFFICE		38006	BU41-TRNSFR BDGTS FRM CNTRL ADMIN PCA'S TO ISS		(10,962)
				BU46-APPN REVISIONS-TRNSFRS BTWN APPNS & BTWN PCAS		(28,000)
	HUMAN RESOURCES		38005	BU23-GOV DRCTVE SALRY SAVINGS TRNSFR TO HOLDING ACCT		(26,668)

Agency Budget
Year to Date Budget Adjustments
As Of: 08/31/2017

Strategy	Budget Adjustments By Strategy		PCA Code	Transaction Description	Increase	Decrease
I.1. 1	HUMAN RESOURCES	38005	38002	BU41-TRNSFR BDGTS FRM CNTRL ADMIN PCA'S TO ISS	$ 14,491	$ (25,290)
	INTERNAL AUDIT			BU35-BDGT TRNSFR WTHIN APPN BTWN PCA's-INTRNL ADT&FNS		
	Ind Salary Savings Hold Acct		38010	BU23-GOV DRCTVE SALRY SAVINGS TRNSFR TO HOLDING ACCT	369,897	
				BU37-GOV DRCTVE SALRY SVNGS TRNSFR TO HOLDING ACCT #2	176,860	
					179,121	
Information Resources						
I.1. 2	Acquisition IT Infrastructure		37002	BU06-UB VARIOUS PGMS TO CURRENT AY REVISED	33,351	(176,860)
	CAPPS		37004	BU06-UB VARIOUS PGMS TO CURRENT AY REVISED	176,110	
				BU37-GOV DRCTVE SALRY SVNGS TRNSFR TO HOLDING ACCT #2		
	Data Center Services (DCS)		13960	BU06-UB VARIOUS PGMS TO CURRENT AY REVISED	10,571	
	Information Solutions & Servic		13903	BU16 APPR TRNSFR FAC TO ISS	11,600	
				BU23-GOV DRCTVE SALRY SAVINGS TRNSFR TO HOLDING ACCT		(212,260)
				BU26 - BDGT TRNSFR BTWN_SPRT SRVS TO ISS	107,200	
				BU41-TRNSFR BDGTS FRM CNTRL ADMIN PCA'S TO ISS	210,000	
				APPN TRNSFR BDGT IS&S TO FACILITIES		(52,000)
	Security Upgrades IT Infrastr		37003	BU06-UB VARIOUS PGMS TO CURRENT AY REVISED	60,674	
					168,385	
Other Support Services						
I.1. 3	Facilities & Support Services		13904	APPN TRNSFR BDGT IS&S TO FACILITIES	52,000	(11,600)
				BU16 APPR TRNSFR FAC TO ISS		(107,200)
				BU26 - BDGT TRNSFR BTWN_SPRT SRVS TO ISS		
						(66,800)
Total Budget Adjustments					**63,255,357**	

THECB Monthly Financial Report
Cash Balance Summary
Period Ending: 8/31/2017

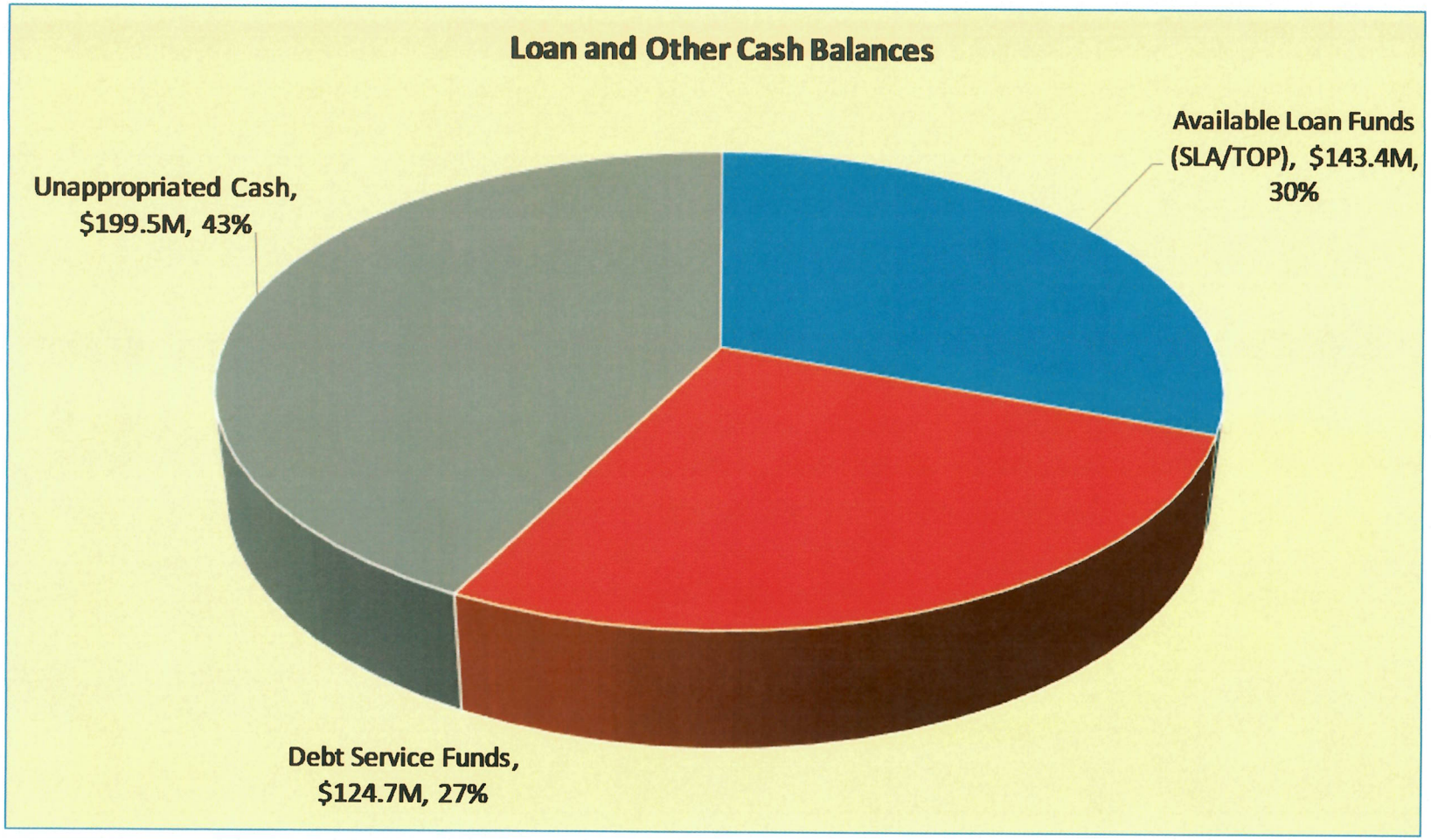

THECB Monthly Financial Report
Loan Program Review
Period Ending: 8/31/2017

Monthly Loan Activity	Principal	Interest	Fees	TOTAL
Beginning Balances - 8/01/2017	**$ 1,410,436,824**	**$ 164,361,358**	**$ 19,455,003**	**$ 1,594,253,185**
Loan Disbursements	42,236,176	-	-	42,236,176
Loan Repayments	(7,726,176)	(4,362,433)	(157,767)	(12,246,375)
Loans Forgiven	(8,453,644)	(2,948)	-	(8,456,592)
Write off - Uncollectible	(91,430)	(226,685)	2,303	(315,812)
Capitalized Interest	800	(800)	-	
Judgments Assessed	263,160	(261,773)	(3,602)	(2,215)
Interest And Fee Accruals	-	2,572,591	483,835	3,056,427
Other Loan Adjustments	(1,482)	(7,030)	-	(8,512)
Total Changes	26,227,404	(2,289,078)	324,770	24,263,096
Ending Balances - 8/31/2017	**1,436,664,229**	**162,072,280**	**19,779,773**	**1,618,516,281**

THECB Monthly Financial Report
Loan Program Review
Period Ending: 8/31/2017

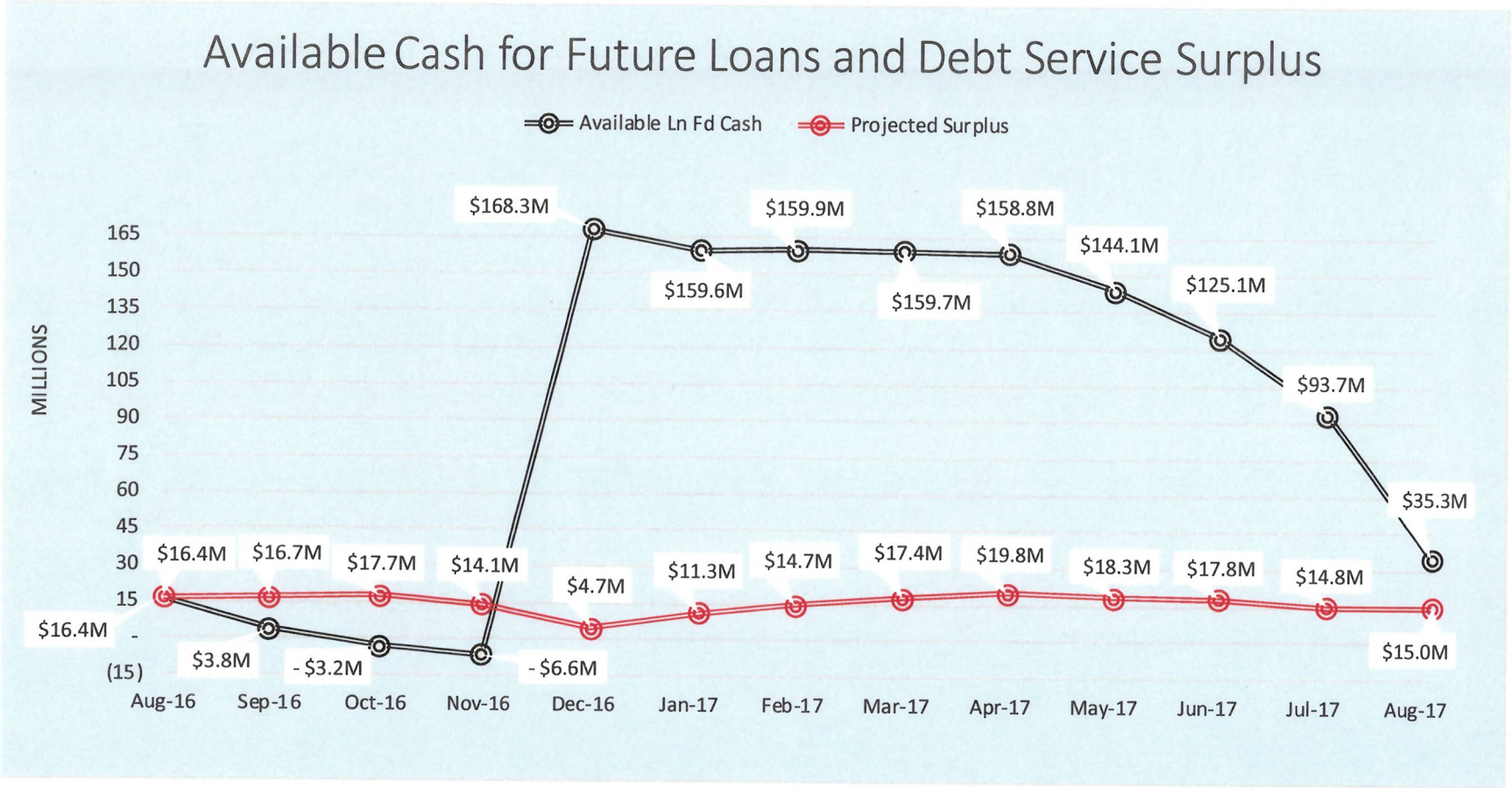

Loan Fund/Cash Flow		
Loan Fund Cash Balance (SLA/TOP)	$	143,383,421
Less: Indirect Admin Draws Remaining	$	(119,243)
Less: Loan Fund Reserve	$	(30,000,000)
Less: * Scheduled Loan Disbursements	$	(78,006,023)
Available Cash for Future Loans	**$**	**35,258,155**

***Net unposted disbursements and certified Loans**

Debt Service Cash Flow		
Debt Service Fund Balance	$	124,745,879
Add: FY17 Proj Loan Repayments	$	1,168,018
Less: FY17 Pending Debt Payments	$	-
Fund Excess/(Deficit)	**$**	**125,913,898**
Less: FY18 Debt Service Payments	$	(110,942,450)
Over/(Under) Reserve Y/E 2018	**$**	**14,971,448**

THECB Monthly Financial Report
Loan Program Review
Period Ending: 8/31/2017

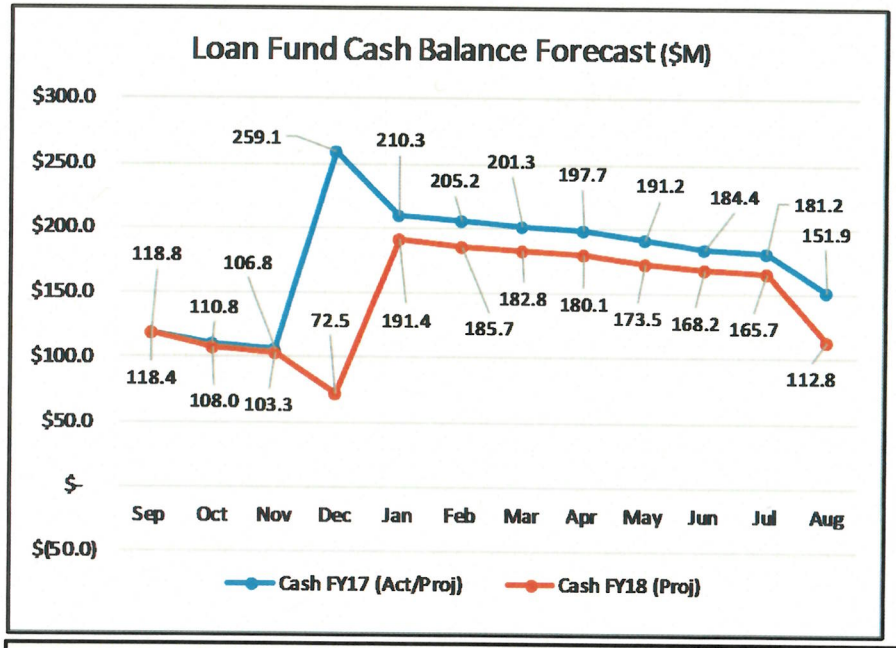

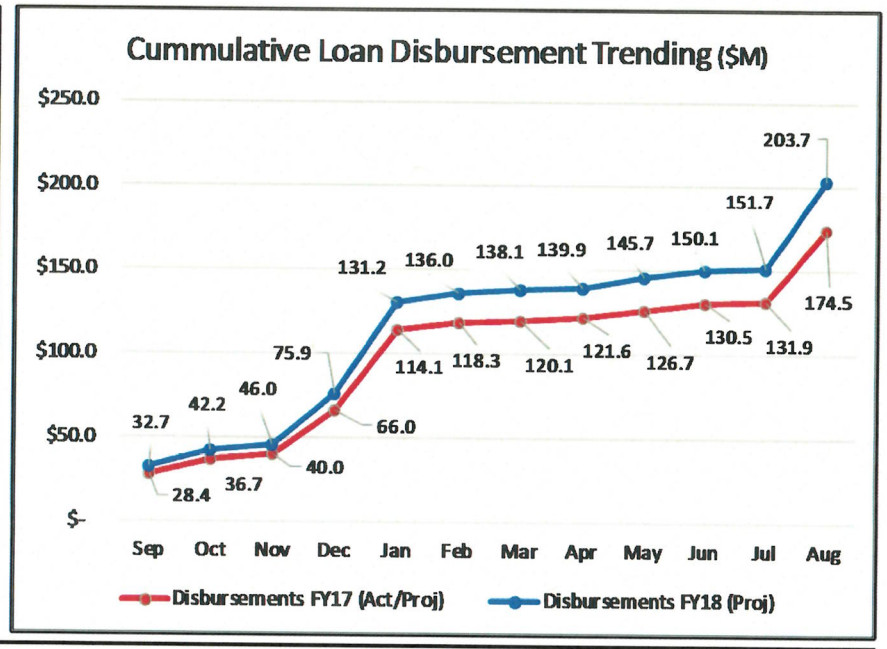

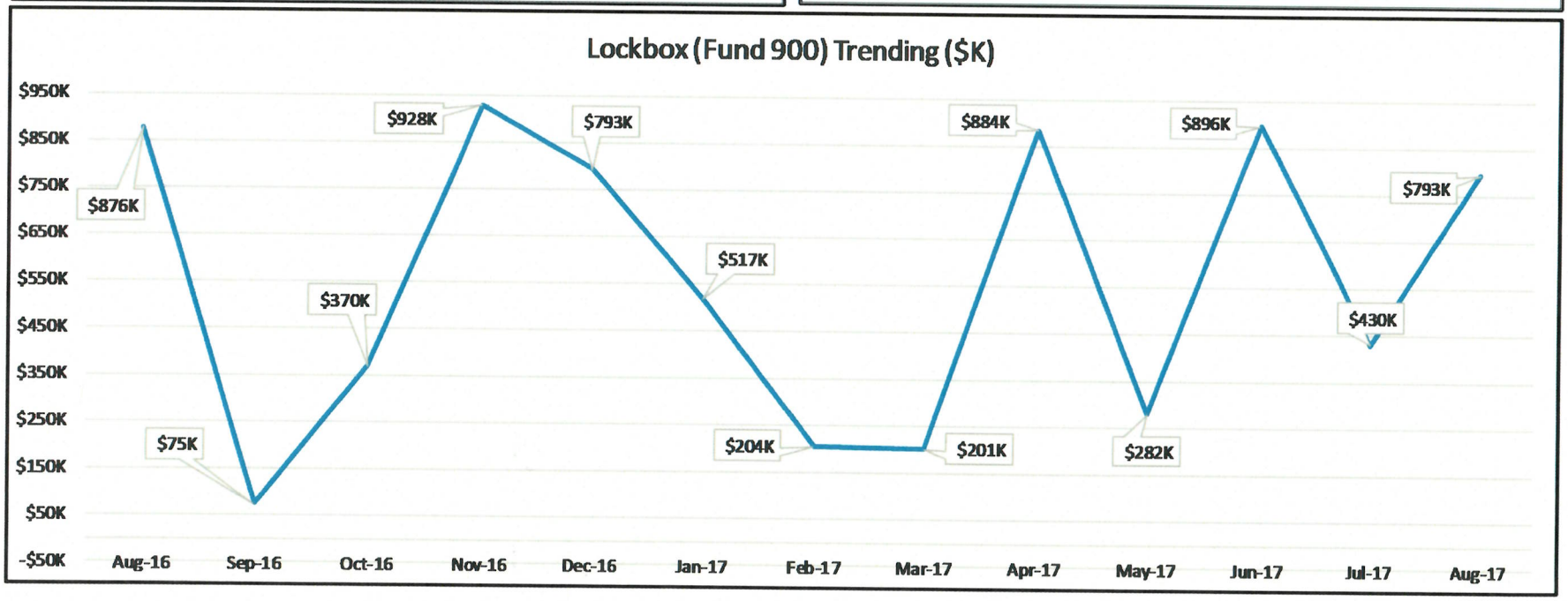
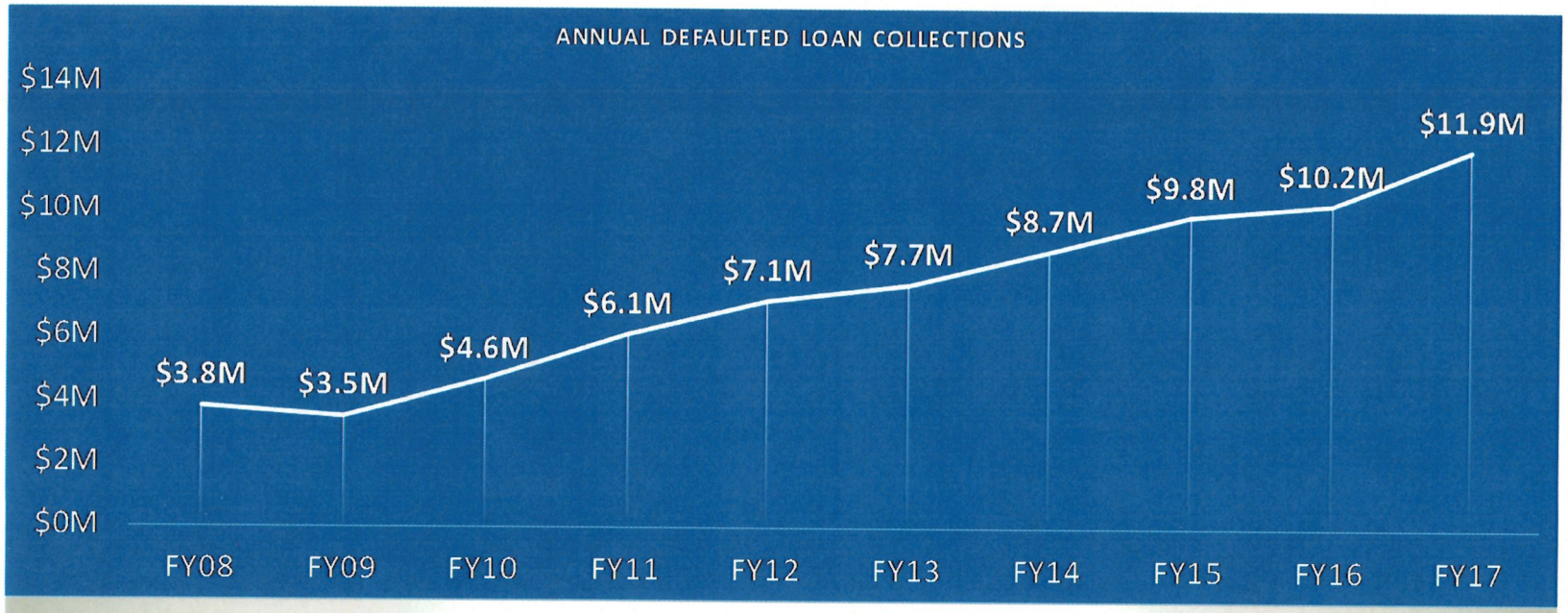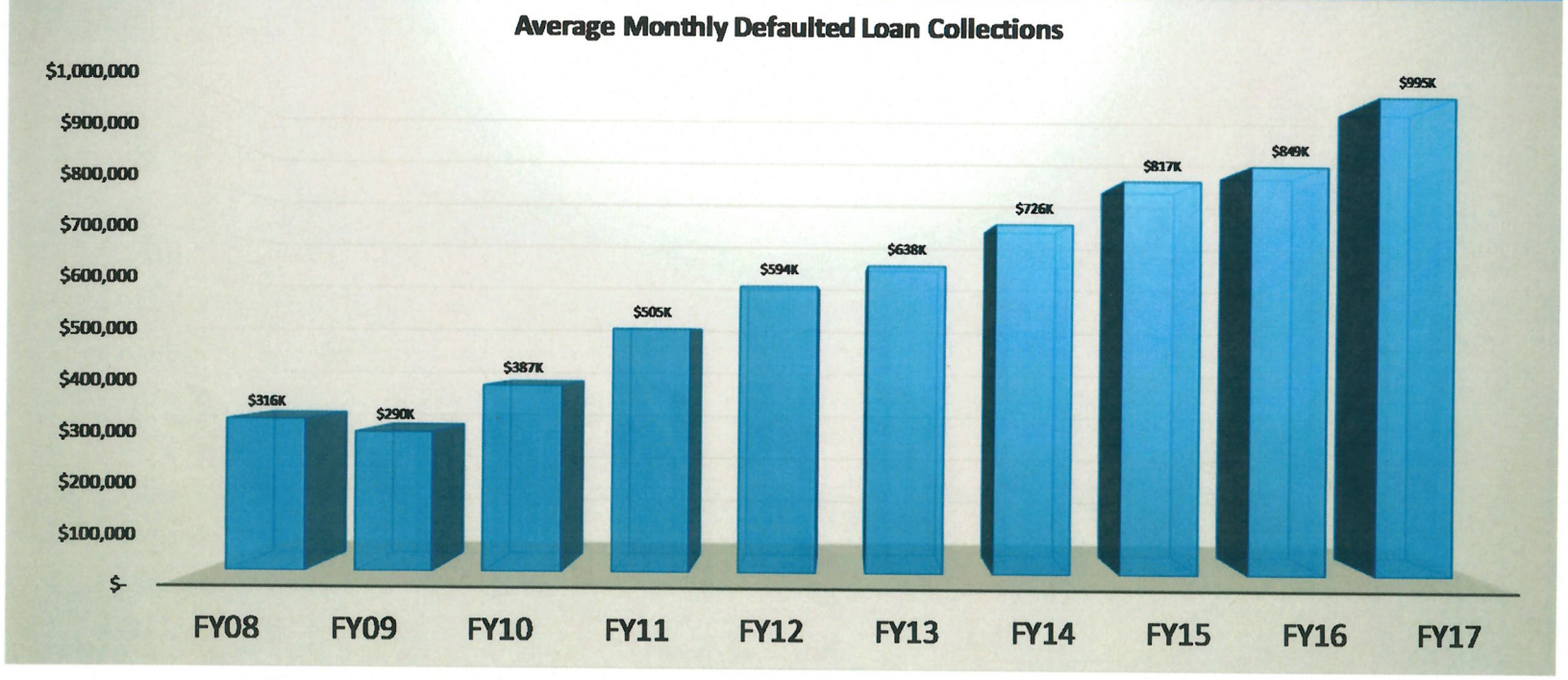
THECB Monthly Financial Report
Loan Program Review
Period Ending: 8/31/2017