

# Texas Higher Education Fall 2017 Preliminary Headcount



Texas Higher Education  
Coordinating Board

Report to Texas Higher  
Education Coordinating  
Board

October 26, 2017



## Preliminary Headcount Data

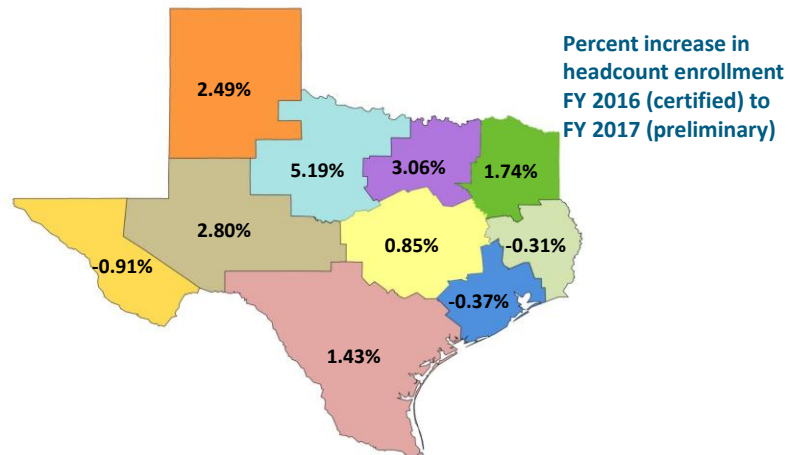
- Preliminary enrollment information is collected as of the 12th class day
- Data are certified for all institutions in December; final certified data will be available in early 2018
- Reporting was slightly delayed this fall due to Hurricane/Tropical Storm Harvey
- Headcount includes total enrollment at public and independent institutions
- Traditionally, certified headcounts are 2-5% lower than the preliminary counts; this year could be different



Public universities grew the most, health-related had the largest percentage increase

|                                   | Preliminary Total<br>for Fall 2017 | Change from<br>Certified 2016 | % Change    |
|-----------------------------------|------------------------------------|-------------------------------|-------------|
| Public Universities               | 653,466                            | 16,716                        | <b>2.6%</b> |
| Public Two-year<br>Colleges       | 734,262                            | 1,981                         | <b>0.3%</b> |
| All Health-Related                | 28,640                             | 1,287                         | <b>4.7%</b> |
| Independent Colleges<br>and Univ. | 127,240                            | 1,082                         | <b>0.9%</b> |
| <b>Total</b>                      | <b>1,543,608</b>                   | <b>21,066</b>                 | <b>1.4%</b> |

Enrollment increased in seven regions but decreased in three, including the Gulf Coast. The Metroplex added the most students



Substantial variation is seen in the three regions with decreases

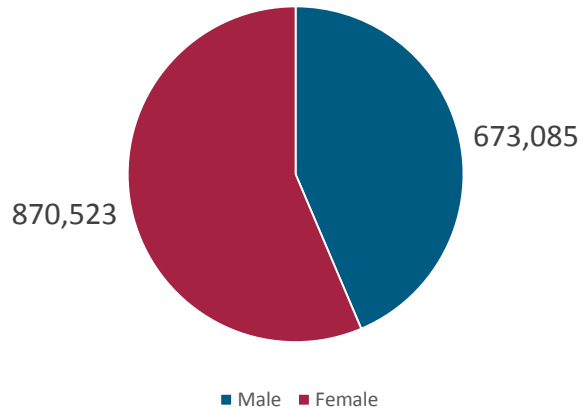
| Institution      | Fall 2015 to 2016 | Fall 2016 to 2017<br>(Preliminary) |
|------------------|-------------------|------------------------------------|
| Lonestar College | 2,949             | -7,769                             |
| San Jacinto      | 837               | 2,233                              |
| El Paso CC       | 881               | -1,692                             |
| Lamar University | -103              | -525                               |
| UH Downtown      | -10               | -326                               |
| Texas A & M      | 1,920             | 2,480                              |
| Texas Southern   | -103              | 1,376                              |
| UTEP             | 580               | 1,190                              |

African American, White and “Other” enrollment increased, but Hispanic enrollment declined

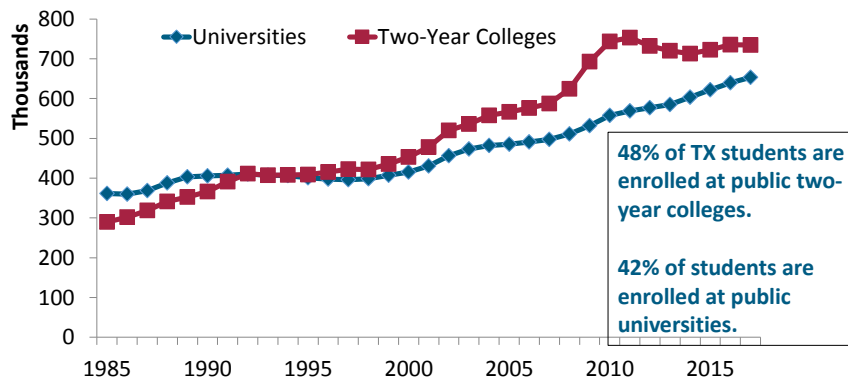
|                     | Preliminary Total<br>for Fall 2016 | Change from<br>Certified 2015 | % Change    |
|---------------------|------------------------------------|-------------------------------|-------------|
| White               | 581,206                            | 16,153                        | 2.9%        |
| Hispanic            | 534,230                            | -19,827                       | -3.6%       |
| African<br>American | 181,679                            | 7,809                         | 4.5%        |
| Other               | 246,493                            | 16,931                        | 7.4%        |
| <b>Total</b>        | <b>1,543,608</b>                   | <b>21,066</b>                 | <b>1.4%</b> |

Percent of male enrollment decreased slightly,  
from 45% to 44% of total

Preliminary Fall 2017 Enrollment, by Gender



Universities have a positive trend,  
two-year colleges have a slight  
decline



## Summary

- Steady growth at universities
- Slight increase for two-year community college enrollments
- White, African American students increase; significant decrease for Hispanic students; large increase for “Other” category
- Additional analyses will begin as soon as certified data are available
- Strong participation levels continue to matter for 60x30TX



9

# 60x30TX



Texas Higher Education  
Coordinating Board



10