

# Two-Year Career Schools Accountability Webinar

October 22, 2018

**60x30TX**



Texas Higher Education  
Coordinating Board

# Administrative Issues

- Attendees are muted, unmuted as needed

Unmuting may not be possible if you didn't enter Attendee ID when connecting to audio using phone

- Use chat box to ask questions/make comments during presentation

# Agenda

1:30 PM	Welcome and Introductions
1:40 PM	<i>60x30TX</i> Progress Update
1:55 PM	Accountability System Update
2:15 PM	Data Reporting Timeline
2:45 PM	Questions
3:00 PM	Adjournment

# Welcome and Introductions

# Presenters

## **Jenna Cullinane Hege, PhD**

Deputy Assistant Commissioner

Strategic Planning & Funding

[Jenna.CullinaneHege@theeb.state.tx.us](mailto:Jenna.CullinaneHege@theeb.state.tx.us)

512/427-6148

## **Clifford King**

Technical and Program Specialist

Strategic Planning & Funding

[Cliff.King@theeb.state.tx.us](mailto:Cliff.King@theeb.state.tx.us)

512/427-6441

# *60x30TX* Progress Update

# Key Takeaways

## High notes

- The 60x30 educated population goal showed steady growth again this year, close to the rate of improvement needed each year to reach the 2030 goal.
- Institutions made notable progress in reducing excess semester credit hours, and the student debt goal was successfully maintained.

## Areas for additional acceleration

- Completions increased but growth slowed this year for African American, Hispanic, male, and economically disadvantaged students.
- The high school direct enrollment rate is lower now than when the plan began.
- Additional effort is needed to meet the 2020 marketable skills target.

## Next steps

- A comprehensive 5-year strategic plan review will be conducted in 2020.

# 60x30TX: Statewide Progress

Goal	Target	2016*	2017*	2018*	One-Year Improvement (pc = point change)	Annual % Increase Needed	2020 Benchmark	2030 Goal/Target
<b>60x30</b>	60x30 (Attainment)	41.0%	42.3%	43.5%	1.2% pc	1.3%	48%	60%
<b>Completion</b>	Overall	321,410	333,920	341,307	2.2%	3.9%	376,000	550,000
	Hispanic	103,889	111,344	115,735	3.9%	7.5%	138,000	285,000
	African American	38,813	41,027	41,594	1.4%	4.5%	48,000	76,000
	Male	135,849	141,564	143,981	1.7%	5.2%	168,000	275,000
	Economically Disadvantaged	119,490	124,178	124,424	0.2%	5.3%	146,000	246,000
	TX High School Graduates Enrolling in TX Higher Education	51.9%	52.3%	51.6%	-0.7 pc	0.7%	58%	65%
<b>Marketable Skills</b>	Working or Enrolled Within One Year	78.8%	78.8%	78.5%	-0.3% pc	--	80%	80%
<b>Student Debt</b>	Student Loan Debt to First Year Wage Percentage	60%	59%	59%	0% pc	--	60%	60%
	Excess SCH Attempted	19	18	16	-2 SCH	--	12	3
	Percent of Undergraduates Completing with Debt	48.2%	47.2%	45.8%	-1.4% pc	--	50%	50%

# 60x30TX Trends: Statewide goals and targets where Two-Year Non-Public and Career Schools explicitly contribute

<i>60x30TX</i>	<b>2017</b>	<b>2018</b>	<b>Change</b>
Total Completions	333,920	341,307	+2.2%
Hispanic	111,344	115,735	+3.9%
African American	41,027	41,594	+1.4%
Male	141,564	143,981	+1.7%

<i>60x30TX</i>	<b>2016</b>	<b>2017</b>	<b>Change</b>
Working or Enrolled Within One Year	78.8%	78.5%	-0.3 pc

# 60x30TX Trends: Two-Year Non-Public and Career

<i>60x30TX</i>	<b>2017</b>	<b>2018</b>	<b>Change</b>	<b>% of State</b>
Total Completions	18,219	17,197	-5.6%	5.0%
Hispanic	9,207	8,509	-7.6%	7.4%
African American	3,702	3,520	-4.9%	8.5%
Male	5,436	5,375	-1.1%	3.7%

<i>60x30TX</i>	<b>2016</b>	<b>2017</b>	<b>Change</b>	<b>% of State</b>
Working or Enrolled Within One Year	76.4%	77.8%	+1.4 pc	5.7%

# Reporting Trends: Two-Year Non-Public and Career

Compared to Texas public institutions of higher education, this sector can have more changes in the number of institutions reporting data to the THECB from year to year.

Reporting Year	Ending due to SARA	Ending due to Closure	New to Reporting	Institutions Reporting	Net Change
2016	2	15	5	78	-12
2017	0	8	7	77	-1
2018	0	8	6	75	-2

# Accountability System Update

# New Functionality in the Accountability System

- Data view will remain in a Goal when user switches sectors
- Measures & Definitions - icons added to go directly to data
- Printable accountability reports (2 options)
- Interactive Data and Reports
- Resources: Measures & Definitions, Guides

# Accessing the Accountability System

- THED: [www.txhighereddata.org](http://www.txhighereddata.org)
- DIRECT: [www.txhigheredaccountability.org](http://www.txhigheredaccountability.org)

# Accountability System Demo

60x30TX

Texas Higher Education  
Accountability System

HomeResourcesTHECB60x30TX.comInteractive


STATEWIDE

PUBLIC UNIVERSITIES

► PUBLIC TWO-YEAR COLLEGES

PUBLIC HEALTH-RELATED INSTITUTIONS

► NON-TEXAS & CAREER INSTITUTIONS



Need Help?

Under Resources above, see our [Quick Start Guide](#) if you're new, [Interactive Guide](#) to download data, and [News and Updates](#) for the latest important information.

Select a 60x30TX goal below to see related measures for **Statewide**:

 **60x30: Educated Population**

By 2030, at least 60 percent of Texans ages 25-34 will have a certificate or degree.

 **Completion**

By 2030, at least 550,000 students in that year will complete a certificate, associate, bachelor's, or master's from an institution of higher education in Texas.

 **Marketable Skills**

By 2030, all graduates from Texas public institutions of higher education will have completed programs with identified marketable skills.

 **Student Debt**

By 2030, undergraduate student loan debt will not exceed 60 percent of first-year wages for graduates of Texas public institutions.

**Sector-Specific/Other**

Used for measures not under the plan goals.

© 2017 - TEXAS HIGHER EDUCATION COORDINATING BOARD

# Data Reporting Timeline

# Key Data Reporting Dates

- Student Data Reporting

Opens October 15, 2019

Initial reports due December 1, 2019

Reports Certified by January 15, 2020

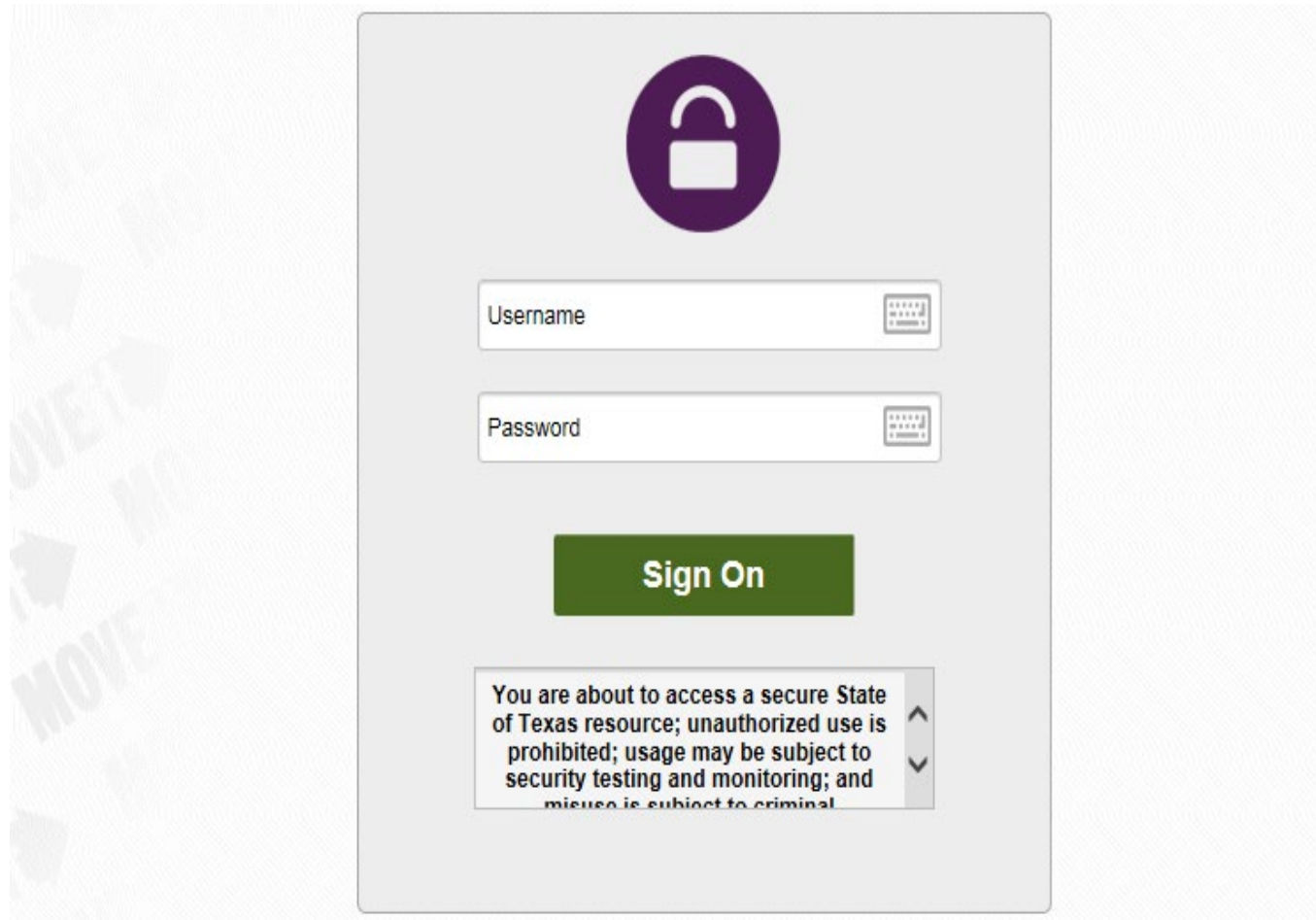
- Institutional Data Entry Portal


Opens on or about December 1, 2019


Institutional data entry completed by January 15, 2020


Comments on measures will remain open until November 2020

# EDC Portal (MOVEit) for Student Data Reporting





Username 

Password 

**Sign On**

You are about to access a secure State of Texas resource; unauthorized use is prohibited; usage may be subject to security testing and monitoring; and misuse is subject to criminal...

# CBPass Login for Institutional Data Entry Portal

## CBPass Login

**Sign in with your CBPass Account**

\*Username:

\*Password:

[Sign In](#)

[Forgot your Username or Password?](#)

don't have an account? [create one now!](#)

# Additional Data Resources

Located on [www.txhighereddata.org](http://www.txhighereddata.org)

- [Exit Cohort Reports](#)

Reports provide information on employment and additional education for an exiting cohort of students who were enrolled during the prior academic year at Texas 2-year and 4-year higher education institutions.

- [Institutional Online Resumes](#)

One-page overviews for postsecondary institutions operating in Texas.

# Questions

# Contact Information for Questions

## **Jenna Cullinane Hege, PhD**

Deputy Assistant Commissioner

Strategic Planning & Funding

[Jenna.CullinaneHege@thecb.state.tx.us](mailto:Jenna.CullinaneHege@thecb.state.tx.us)

512/427-6148

## **Clifford King**

Technical and Program Specialist

Strategic Planning & Funding

[Cliff.King@thecb.state.tx.us](mailto:Cliff.King@thecb.state.tx.us)

512/427-6441