

Please keep in mind that this site displays student data. Unauthorized access and viewing is not permitted. Make sure to log off when you are finished.

We are currently showing the status of applications starting with the Spring 2016 semester. We will stop showing this fall's applications and start showing next spring's applications on September 11 , 2015.

student listing for ABC High School

There are a total of 117 students with at least one application on file for this high school.

Download Table

Search table:

Students.									
Last Name	First Name	Date of Birth	Phone	Email	Four Year Apps (Complete/Total)	Scholarship Apps (Complete/Total)	Two Year Apps (Complete/Total)	HS Graduation Date	Link to student details
BROWN	CHARLIE	31-Dec-97	5129999999 (Cell)	Cbrown98@gmail.com	0 / 1	0 / 0	0 / 0	Jun-16	app listing
BROWN	SNOOPY	17-Feb-98	512987654 (Cell)	snoopdog@gmai.com	0 / 0	0 / 0	0 / 1	Jun-16	app listing
CALDWELL	LOGAN	22-Jun-98	5128888888 (Cell)	swissmutt@gmai.com	8 / 10	0 / 0	0 / 0	Jun-16	app listing
DICKENS	CHARLES	9-Jun-98	9153333445 (Cell)	CD1984@gmai.com	10 / 10	0 / 0	1 / 1	Jun-16	app listing
DURAM	BULL	9-Mar-98	5124659781 (Cell)	bdurhaqm@hotmail.com	6 / 6	1 / 1	1 / 1	Jun-16	app listing
ELGAR	EDWARD	24-Sep-97	51222587412 (Home)	eemusic@hotmail.com	2 / 4	0 / 0	0 / 0	Jun-16	app listing
FRANCES	OSDAR	22-Dec-97	5128523469 (Cell)	oscarf99@gmai.com	4 / 4	0 / 0	0 / 0	Jun-16	app listing
GOTHAM	BRIAN	3-Sep-97	5124697315 (Cell)	coolman@gmail.com	0 / 0	0 / 0	1 / 1	May-17	app listing
HOLTZ	JOHN	29-Aug-98	5127896541 (Cell)	Johndoe5@gmai.com	0 / 1	0 / 0	0 / 0	Jun-16	app listing
JONES	TOM	25-Aug-97	512123654 (Cell)	everyman@gmail.com	0 / 0	0 / 0	6 / 6	Jun-16	app listing
LEWIS	ROBERT	20-Jan-98	5127359814 (Home)	Stephensom7@gmail.com	0 / 1	0 / 0	0 / 0	Jun-16	app listing
MUSSORGSKY	MODEST	5-Nov-97	512985632 (Cell)	russianman@gmail.com	0 / 2	0 / 0	0 / 0	Jun-16	app listing



NICHOLS	PENNY	31-Mar-98	5127894596 (Cell) Currency3@gmail.com	0 / 1	0 / 1	0 / 0	Jun-16	<u>app listing</u>
OBRIEN	SALLY	5-Nov-97	5120125987 (Cell) irishlass@gmail.com	0 / 4	0 / 0	0 / 0	Jun-16	<u>app listing</u>
SMITH	JOHN	20-Oct-97	5127302584 (Cell) allamerican@gmail.com	0 / 1	0 / 0	0 / 0	Jun-16	<u>app listing</u>

Please keep in mind that this site displays student data. Unauthorized access and viewing is not permitted. Make sure to log off when you are finished.



[to list of students](#)

application details for Logan Caldwell

Download Table

Search table:

Admissions Applications.

App. ID	Institution	Semester	Type	Deadline	Status	Last Updated	Essay 1	Essay 2	Essay 3
123456	Texas State University	Spring 2016	US Freshman	15-Nov-15	Submitted	9-Feb-15	Submitted	Submitted	No essay on file
134567	Angelo State University	Spring 2016	US Freshman	19-Jan-16	Submitted	9-Feb-15	No essay on file	No essay on file	No essay on file
145678	The University of North Texas at Dallas	Spring 2016	US Freshman	6-Jan-16	Submitted	9-Feb-15	No essay on file	No essay on file	No essay on file
156789	West Texas A&M University	Spring 2016	US Freshman	12-Jan-16	Page 9	9-Feb-15	No essay on file	No essay on file	No essay on file
298765	The University of Texas at San Antonio	Spring 2016	US Freshman	16-Nov-15	Submitted	10-Feb-15	No essay on file	No essay on file	No essay on file
298766	Stephen F. Austin State University	Spring 2016	US Freshman	12-Jan-16	Submitted	4-Mar-15	No essay on file	No essay on file	No essay on file
299770	The University of Texas Permian Basin	Spring 2016	US Freshman	25-Jan-16	Submitted	4-Mar-15	No essay on file	No essay on file	No essay on file
299800	Schreiner University	Spring 2016	US Freshman	1-Dec-15	Submitted	4-Mar-15	Submitted	No essay on file	No essay on file
345678	Texas A&M University-Kingsville	Spring 2016	US Freshman	1-Dec-15	Page 9	4-Mar-15	No essay on file	No essay on file	No essay on file
3429587	The University of Houston - Victoria	Spring 2016	US Freshman	8-Jan-16	Submitted	4-Mar-15	No essay on file	No essay on file	No essay on file

Last updated April 22, 2014

[Privacy](#)

[FAQ](#)

General Application Information
Academic Year 2015-2016

Admissions Office	Telephone, Fax	Web Site Address	Parts of Application to Complete			Application Fee	Fall Deadline*
			I	II	Essays		
Abilene Christian University ACU Box 29000, Abilene, TX 79699	Phone: 800/460-6228 Fax: 325/674-2130	www.acu.edu	Yes	Yes		\$50	5/01/2015
Angelo State University ASU Station 11014, San Angelo, TX 76909	Phone: 800/946-8627 Fax: 325/942-2078	www.angelo.edu	Yes			\$35	8/24/2015
Austin College 900 N. Grand Ave, Ste 6N, Sherman, TX 75090	Phone: 800/526-4276 Fax: 903/813-3198	www.austincollege.edu	Yes	Yes	A, B or C (optional)	\$0	Early Action 1: 12/1/2014. Early Action 2: 1/15/2015. Regular Decision: 3/1/15.
Baylor University One Bear Place #97056, Waco, TX 76798-7056	Phone: 254/710-3584 Fax: 254/710-3870	www.baylor.edu	Yes	Yes		\$0	2/1/2015
Concordia University Texas 11400 Concordia Univ. Dr., Austin, TX 78726	Phone: 512/313-4361 Fax: 512/313-4639	www.admissions.concordia.edu	Yes	Yes		\$25	2/1/2015
Dallas Baptist University 3000 Mountain Creek Pkwy, Dallas, TX 75211	Phone: 214/333-5360 Fax: 214/333-5447	www.dbu.edu	Yes	Yes		\$25	9/3/2015
Houston Baptist University Office of Admissions, 7502 Fondren Rd., Houston, TX 77074	Phone: 281-649-3211 Fax: 281-649-3217	www.hbu.edu	Yes	Yes		\$0	8/1/2015
Huston-Tillotson University 900 Chicon St., Austin, TX 78702	Phone: 512/505-3028 Fax: 512/505-3192	www.htu.edu	Yes	Yes	A (required)	\$25	5/1/2015
Lamar University P. O. Box 10009, Beaumont, TX 77710	Phone: 409/880-8888 Fax: 409/880-7419	www.lamar.edu	Yes	Yes		\$25	8/10/2015
LeTourneau University P.O. Box 7001, Longview, TX 75607	Phone: 800/759-8811 Fax: 903/233-4301	www.letu.edu	Yes	Yes		\$0	7/1/2015
McMurry University 1 McMurry Station Box 278, Abilene, TX 79697	Phone: 325/793-4700 Fax: 325/793-4701	www.mcm.edu	Yes	Yes		\$25	8/18/2015
Midwestern State University 3410 Taft Blvd., Wichita Falls, TX 76308-2099	Phone: 940/397-4334 or 800/842-1922 Fax: 940/397-4672	www.mwsu.edu	Yes	Yes		\$25	8/7/2015
Our Lady of the Lake University 411 SW 24 th St., San Antonio, TX 78707	Phone: 210 431-3961 or 800 436-6558 Fax: 210 431-4036	www.ollusa.edu	Yes	Yes		\$35 Fee is waived for Early Action Applicants	Early Action: 11/14/2014 Regular Decision: 5/1/2015 Late Decision: 8/1/2015
Prairie View A&M University P. O. Box 519, Mail Stop 1009, Prairie View, TX 77446	Phone: 936/261-1000 Fax: 936/261-1079	www.pvamu.edu	Yes	Yes		\$25	6/1/2015
Sam Houston State University Box 2418, Huntsville, TX 77341-2418	Phone: 866/232-7528 or 936/294-1828 Fax: 936/294-3758	www.shsu.edu	Yes			\$45	8/1/2015
Schreiner University 2100 Memorial Blvd., Kerrville, TX 78028	Phone: 800/343-4919 Fax: 830/792-7226	www.schreiner.edu	Yes	Yes	A, B, or C (one required)	\$25	8/1/2015

* Please visit www.applytexas.org/universities for additional information.

General Application Information
Academic Year 2015-2016

Admissions Office	Telephone, Fax	Web Site Address	Parts of Application to Complete			Application Fee	Fall Deadline*
			I	II	Essays		
Southern Methodist University P.O. Box 750181, Dallas, TX 75275	Phone: 214/768-2058 Fax: 214/768-5048	www.smu.edu	Yes	Yes	A (required) B (optional)	\$60	1/15/2015
Southwestern University 1001 E. University Ave., Georgetown, TX 78626	Phone: 800/255-3166 Fax: 512/863-9601	www.southwestern.edu	Yes	Yes	A (required) B, C (optional)	\$0	2/1/2015
St. Edward's University 3001 South Congress Ave., Austin, TX 78704	Phone: 512/448-8500	www.stedwards.edu	Yes	Yes	A (required) B, C (optional)	\$0	Automatic fee waiver: 12/14/2014. Priority decision: 2/1/2015. Regular decision: 5/1/2015.
St. Mary's University One Camino Santa Maria, San Antonio, TX 78228-8503	Phone: 800/367-7868 Fax: 210/431-8020	www.stmarytx.edu	Yes	Yes	A (required) B, C (optional)	\$0	Rolling admission. Priority scholarship deadline: 1/15/2015.
Stephen F. Austin State University Box 13051, Nacogdoches, TX 75962-3051	Phone: 936/468-2504 Fax: 936/468-3149	www.sfasu.edu	Yes	Yes		\$45	8/26/2015
Sul Ross State University Box C-2, Alpine, TX 79832	Phone: 432/837-8050 Fax: 432/837-8431	www.sulross.edu	Yes	Yes		\$25	8/24/2015
Sul Ross State University- Rio Grande College Route 3, Box 1200, Eagle Pass, TX 78852	Phone: 830/758-5006 Fax: 830/758-5001	www.sulross.edu	Sul Ross State University-Rio Grande College is an upper-level center.				
Tarleton State University P. O. Box T0030, Stephenville, TX 76402	Phone: 254/968-9125 or 800/687-8236 Fax: 254/968-9951	www.tarleton.edu	Yes			\$30	7/20/2015
Texas A&M Health Science Center 153 Reynolds Medical Building, College Station, TX 77843	Phone: 979/862-3325 Fax: 979/862-3347	www.tamhsc.edu	Not accepting applications for Fall				
Texas A&M International University 5201 University Blvd., Laredo, TX 78041-1900	Phone: 956/326-2200 Fax: 956/326-2199	www.tamui.edu/admissions	Yes			\$0	7/1/2015
Texas A&M University-College Station P. O. Box 30014, College Station, TX 77842-3014	Phone: 979/845-1060 Fax: 979/458-1808	www.tamu.edu	Yes	Yes	A, B (required) C (optional)	\$75	12/1/2014
Texas A&M University-Central Texas 1901 South Clear Creek Road, Killeen, TX 76549	Phone: 254/519-5727 Fax: 254/519-5486	www.ct.tamus.edu	Texas A&M University-Central Texas is an upper-level center and accepts transfer/transient/former students only.				
Texas A&M University-Commerce P. O. Box 3011, Commerce, TX 75429-3011	Phone: 903/886-5000 Fax: 903/468-8685	www.tamuc.edu	Yes	Yes		No application fee. An enrollment fee of \$60 will be charged.	8/22/2015
Texas A&M University-Corpus Christi 6300 Ocean Dr., Unit 5774, Corpus Christi, TX 78412-5774	Phone: 361/825-7024 Fax: 361/825-5887	www.tamucc.edu	Yes	Yes		\$40	Official deadline: 7/1/2015. Applications accepted after deadline.
Texas A&M University at Galveston P. O. Box 1675, Galveston, TX 77553	Phone: 409/740-4428 or 877/322-4443 Fax: 409/740-4731	www.tamug.edu	Yes	Yes	A, B (required) C (optional))	\$75	7/31/2015
Texas A&M University-Kingsville MSC 128, Kingsville, TX 78363	Phone: 361/593-2315 Fax: 361/593-5509	www.tamuk.edu	Yes	Yes		\$25	8/1/2015

* Please visit www.applytexas.org/universities for additional information.

General Application Information
Academic Year 2015-2016

Admissions Office	Telephone, Fax	Web Site Address	Parts of Application to Complete			Application Fee	Fall Deadline*
			I	II	Essays		
Texas A&M University-San Antonio One University Way, San Antonio, TX 78224	Phone: 210/784-1000 Fax: 210/784-1494	www.tamusa.tamus.edu	Texas A&M-San Antonio currently accepts applications for transfer/transient/former students only.				
Texas A&M University-Texarkana 7101 University Ave., Texarkana, TX 75503	Phone: 903/223-3069 Fax: 903/223-3140	http://tamut.edu/admission/index.html	Yes			\$30	3/1/2015
Texas Christian University TCU Box 297013, 3301 Bellaire Drive North, Ft. Worth, TX 76129	Phone: 817/257-7490 Fax: 817/257-5334	www.admissions.tcu.edu	Yes	Yes		\$40	2/15/2015
Texas Lutheran University 1000 West Court Street, Seguin, TX 78155	Phone: 800/771-8521 Fax: 830/372-8096	www.tlu.edu	Yes	Yes		\$40	8/20/2015
Texas Southern University 3100 Cleburne St.-TSU Box 1855, Houston, TX 77004	Phone: 713/313-7071 Fax: 713/313-7471	www.tsu.edu	Yes	Yes		\$42	7/15/2015
Texas State University 429 N. Guadalupe, San Marcos, TX 78666-5709	Phone: 512/245-2364 Fax: 512/245-8044	www.txstate.edu	Yes	Yes		\$75	5/1/2015
Texas Tech University Box 45005, Lubbock, TX 79409-5005	Phone: 806/742-1480 Fax: 806/742-0062	http://www.admissions.ttu.edu	Yes	Yes	B or C (recommended)	\$60	8/1/2015
Texas Wesleyan University 1201 Wesleyan St., Ft. Worth, TX 76105	Phone: 817/531-4422 or 800/580-8980 Fax: 817/531-7515	www.txwes.edu	Yes	Yes	C (required)	\$0	Preferred: 1/15/2015. Regular: 8/1/2015.
Texas Woman's University P. O. Box 425649, Denton, TX 76204	Phone: 866/809-6130 Fax: 940/898-3079	www.twu.edu	Yes	Yes		\$50	8/24/2015
The University of Texas at Arlington P. O. Box 19114, Arlington, TX 76019-0114	Phone: 817/272-6287 Fax: 817/272-3435	www.uta.edu	Yes	Yes		\$60	6/1/2015
The University of Texas at Austin P. O. Box 8058, Austin, TX 78713-8058	Phone: 512/475-7399 Fax: 512/475-7478	www.utexas.edu	Yes	Yes	A, B, D (one required) C (required); For Architecture, Art History, Design, Studio Art, Visual Art Studies/Art Education: C & D (required)	\$75	12/1/2014
The University of Texas at Brownsville	See The University of Texas Rio Grande Valley						
The University of Texas at Dallas Office of Admissions ROC11 P. O. Box 830088, Richardson, TX 75083-0088	Phone: 972/883-2270 Fax: 972/883-6803	www.utdallas.edu	Yes	Yes	A (optional)	\$50	7/1/2015
The University of Texas at El Paso 500 West University Avenue, 102 Mike Loya Academic Services Building El Paso, TX 79968-0578	Phone: 915/747-5890 Fax: 915/747-8893	www.utep.edu	Yes	Yes		\$0	8/15/2015
The University of Texas Health Science Center at San Antonio 7703 Floyd Curl Dr. San Antonio, TX 78229-3900	Phone: 210/567-2621 Fax: 210/567-2685	http://students.uthscsa.edu/	Yes			\$60	5/1/2015
The University of Texas Pan American	See The University of Texas Rio Grande Valley						

* Please visit www.applytexas.org/universities for additional information.

General Application Information
Academic Year 2015-2016

Admissions Office	Telephone, Fax	Web Site Address	Parts of Application to Complete			Application Fee	Fall Deadline*
			I	II	Essays		
The University of Texas of the Permian Basin 4901 East University, Odessa, TX 79762-0001	Phone: 866/552-UTPB Fax: 432/552-3605	www.utpb.edu	Yes	Yes		\$0	Official deadline: 7/15/2015. Applications accepted after deadline.
The University of Texas Rio Grande Valley Office of Admissions VC 1.113 1201 West University Drive Edinburg, TX 78539-9983	Phone: 888-882-4026	www.UTRGV.edu	Yes	Yes	No (institution has short answer essays)	\$0	02/01/2015
The University of Texas at San Antonio One UTSA Circle, San Antonio, TX 78249-1644	Phone: 210/458-8000	www.utsa.edu	Yes	Yes	C (recommended)	\$60	6/1/2015
The University of Texas at Tyler 3900 University Blvd., Tyler, TX 75799	Phone: 903/566-7180 800-UT TYLER Fax: 903/566-7183	www.uttyler.edu	Yes	Yes		\$40	8/24/2015
Trinity University One Trinity Place, San Antonio, TX 78212-7200	Phone: 800/874-6489 Fax: 210/999-8164	www.trinity.edu	Yes	Yes	A (required)		Early 1: 11/1/2014. Early 2: 1/1/2015. Regular: 2/1/2015.
University of Dallas 1845 East Northgate Drive, Irving, TX 75062	Phone: 800-628-6999 Fax: 972/721-5017	www.udallas.edu	Yes	Yes		\$50	8/1/2015
University of Houston-Main Campus 4400 University Drive, Houston, TX 77204-2023	Phone: 713/743-1010, 4	www.uh.edu	Yes	Yes		\$50	4/1/2015
University of Houston-Clear Lake 2700 Bay Area Blvd., Houston, TX 77058-1098	Phone: 281/283-2500 Fax: 281/283-2522	www.uhcl.edu	Yes	Yes		\$45	6/1/2015.
University of Houston-Downtown One Main Street, 350 South, Houston, TX 77002-1001	Phone: 713/221-8522 Fax: 713/223-7468	www.uhd.edu	Yes	Yes	C (optional)	\$35	6/1/2015
University of Houston-Victoria 3007 N. Ben Wilson, Victoria, TX 77901-5731	Phone: 361/570-4110 Fax: 361/580-5500	www.uhv.edu	Yes	Yes		\$0	8/7/2015
University of North Texas 1155 Union Circle #311277, Denton, TX 76203-5017	Phone: 940/565-2681 Fax: 940/565-2408	www.unt.edu	Yes	Yes	C (recommended)	\$75	3/1/2015
University of North Texas at Dallas 7300 University Hills Blvd., Dallas, TX 75241	Phone: 972/780-3642 Fax: 972/780-3694	www.untDallas.edu	Yes	Yes		\$40	8/12/2015
University of St. Thomas 3800 Montrose Blvd., Houston, TX 77006	Phone: 713/525-3500 Fax: 713/525-3558	www.stthom.edu	Yes			\$0	Early priority deadline: 12/1/2015. Late deadline: 5/1/2015.
University of the Incarnate Word 4301 Broadway Street, San Antonio, TX 78209	Phone: 210/829-6005 800/749-9673	www.uiw.edu	Yes	Yes		\$0	7/15/2015
West Texas A&M University WT Box 60907, Canyon, TX 79016	Phone: 800/999-8268 Fax: 806/651-5285	www.wtamu.edu	Yes	Yes		40	8/19/2015

* Please visit www.applytexas.org/universities for additional information.

Please keep in mind that this site displays student data. Unauthorized access and viewing is not permitted. Make sure to log off when you are finished.


student fafsa status listing for ABC High School

There are a total of 246 students attending this high school who have started a FAFSA application.

Download Table

Search table:

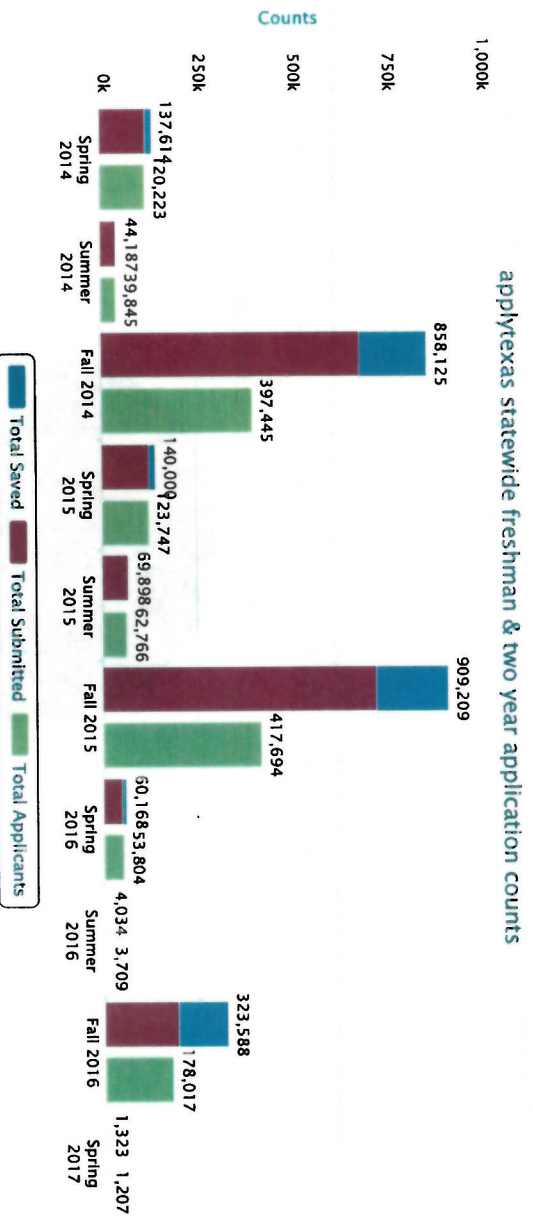
Students.							
Last Name	First Name	Middle Initial	Student Date of Birth	FAFSA Completion Status	FAFSA Submission Date	FAFSA Processed Date	Selected for Verification
BROWN	CHARLIE	S	4-Feb-97	Completed	18-Mar-15	10-Jun-15	Yes
CALDWELL	LOGAN		2-Sep-96	Completed	30-Apr-15	1-May-15	Yes
DICKENS	CHARLES	I	7-May-97	Completed	1-Jan-15	9-Feb-15	No
ELGAR	EDWARD	S	3-Apr-97	Saved, not submitted	Not Applicable	Not Applicable	No
MUSSORGSKY	MODEST	J	24-Oct-97	Completed	2-Jan-15	13-Feb-15	No



Refresh: [30](#) [60](#) [120](#) OFF

ApplyTexas Statewide Application Counts

The tables below show total ApplyTexas applications from applicants in the state of Texas broken down by year, semester, grade level, and type of institution applied to (2 year or 4 year). The only application types included are Freshman and Two Year applications. To view counts, please select a year by clicking on the tabs below. This will bring up a list of the semesters in that year for which counts are available.



2017 2016 2015 2014

Fall 2016 Summer II 2016 Summer 2016 Summer I 2016 Spring 2016

Select a semester by clicking on the menu bar above. To change years, click on the tabs above the menu bar.

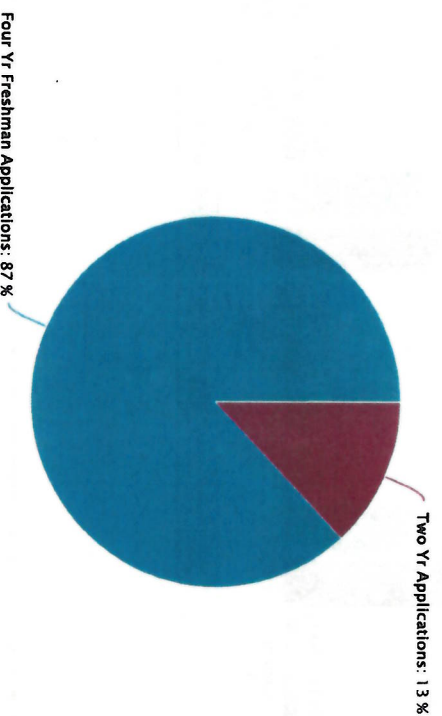
400k
applytexas statewide freshman & two year application counts for Fall 2016 by grade level

Grade Level	Saved	Submitted	311,974	Total Applications*	323,588
			Total Applications*		Total Applicants*
Sophomores	29	324	365	339	
Juniors	162	3008	3170	3148	
Seniors	126062	185912	311974	168512	
High School Graduates	3343	4736	8079	6018	
All Applicants	129608	193980	323588	178017	

* differentiates between number of applications and applicants (one applicant may fill out numerous applications).

?

applytexas statewide application counts for Fall 2016 by destination type



Application Type	Saved	Submitted	Total Applications*	Total Applicants*
Two Yr Applications	2649	39686	42335	--
Four Yr Freshman Applications	126959	154294	281253	--
All Application Types	129608	193980	323588	178017

* differentiates between number of applications and applicants (one applicant may fill out numerous applications).

?

Search: [Statewide](#) [Higher Ed Region](#) [College](#) [TEA Region](#) [ISD](#) [High School](#) [Historical Data](#) ?

Last updated August 24, 2015

[Privacy](#) [FAQ](#) [Help](#)

Statewide Higher Ed Region College TEA Region ISD High School Historical Data

6

Refresh: [30](#) [60](#) [120](#) OFF

TEA Region Comparison

View two year, four year freshman, and total application counts by semester/year and grade level for a TEA region.

Choose a semester, then a [Texas Education Agency \(TEA\) region](#).

Semester Selection

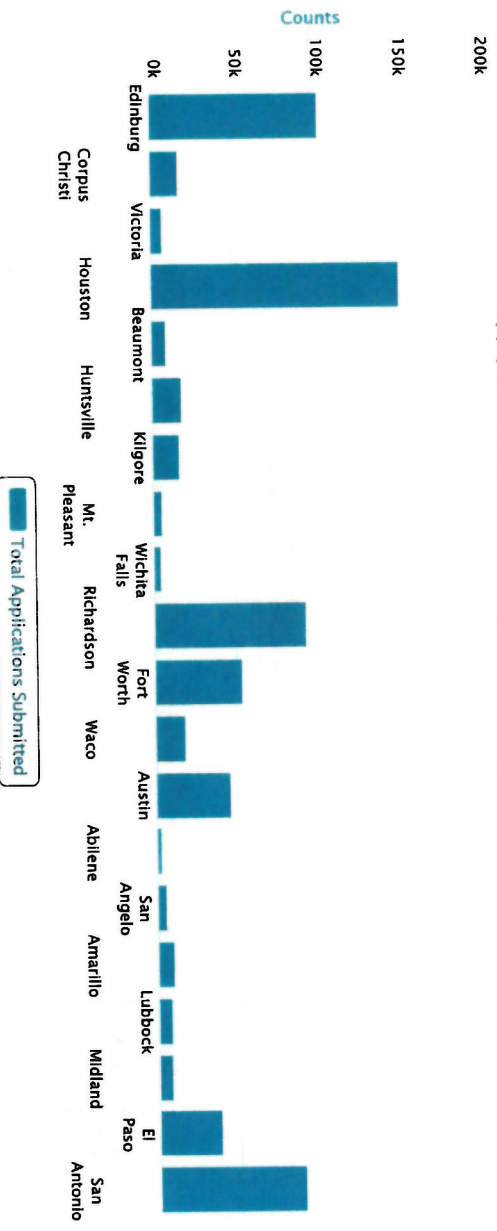
Semester:

Fall 2015



submit

applytexas freshman & two year counts by TEA region



applytexas application counts for Fall 2015 by TEA region

- 1 - Edinburg 2 - Corpus Christi 3 - Victoria 4 - Houston 5 - Beaumont 6 - Huntsville 7 - Kilgore
 8 - Mt. Pleasant 9 - Wichita Falls 10 - Richardson 11 - Fort Worth 12 - Waco 13 - Austin
 14 - Abilene
 15 - San Angelo 16 - Amarillo 17 - Lubbock 18 - Midland 19 - El Paso 20 - San Antonio

Counts for Texas Education Agency Region 20

	Two Yr Applications	Four Yr Freshman Applications	Total Applications*	Total Applicants*
10th Grade Saved	51	8	59	---
10th Grade Submitted	2541	12	2553	---

	Two Yr Applications	Four Yr Freshman Applications	Total Applications*	Total Applicants*
10th Grade Totals	2592	20	2612	2566
11th Grade Saved	293	17	310	---
11th Grade Submitted	8288	16	8304	---
11th Grade Totals	8581	33	8614	8297
12th Grade Saved	1083	16601	17684	---
12th Grade Submitted	25285	34007	59292	---
12th Grade Totals	26368	50608	76976	28790
High School Graduate Saved	491	816	1307	---
High School Graduate Submitted	18458	1153	19611	---
High School Graduate Totals	18949	1969	20918	18121
Total Saved	1918	17442	19360	---
Total Submitted	54572	35188	89760	---
Totals	56490	52630	109120	57774

* differentiates between number of applications and applicants (one applicant may fill out numerous applications)

View counts by school district

Search: [Statewide](#) [Higher Ed Region](#) [College](#) [TEA Region](#) [ISD](#) [High School](#) [Historical Data](#) ?

last updated August 24 , 2015

[Privacy](#) [FAQ](#) [Help](#)

Statewide Higher Education Region College TEA Region School District Hig
School

7

Refresh: 30 60 120 OFF

Fall 2015 TEA Region 13 breakdown

go back to view counts by TEA region

View saved (started but not submitted), submitted, and total application counts by semester/year for school districts in a TEA region. Only four year freshman and two year applications are included.

Please select a semester and region.

Semester and Region Selection

Fall 2015 ▼ 13 -- Austin ▼ submit

Application counts

Applications by school district

Click on a district name to view counts

Download

Search table:

District Name	Saved Applications	Submitted Applications	Total Applications*	Total Applicants*
American Youthworks	0	5	5	5
Charter School				

Last updated 09/21/15
at 11:10 AM

District Name	Saved Applications	Submitted Applications	Total Applications*	Total Applicants*
<u>Austin Can Academy Charter School</u>	3	7	10	8
<u>Austin ISD</u>	2973	8603	11576	3674
<u>Bartlett ISD</u>	12	19	31	13
<u>Bastrop ISD</u>	270	522	792	325
<u>Blanco ISD</u>	37	101	138	69
<u>Burnet CISD</u>	76	218	294	137
<u>Chaparral Star Academy</u>	25	40	65	15
<u>Comal ISD</u>	629	3235	3864	2117
<u>Comfort ISD</u>	60	201	261	127
<u>Del Valle ISD</u>	483	1277	1760	379
<u>Dime Box ISD</u>	4	32	36	26
<u>Dripping Springs ISD</u>	184	518	702	242
<u>Eanes ISD</u>	319	1078	1397	529
<u>Elgin ISD</u>	149	294	443	173
<u>Fayetteville ISD</u>	3	10	13	11
<u>Flatonía ISD</u>	24	101	125	82
<u>Florence ISD</u>	57	70	127	55
<u>Fredericksburg ISD</u>	158	385	543	224
<u>Georgetown ISD</u>	336	1086	1422	528
<u>Giddings ISD</u>	60	247	307	168
<u>Gonzales ISD</u>	74	254	328	202
<u>Granger ISD</u>	11	78	89	51
<u>Harmony Science Academy (Austin)</u>	162	323	485	106
<u>Harper ISD</u>	33	148	181	62
<u>Hays CISD</u>	616	1418	2034	666
<u>Hutto ISD</u>	186	574	760	261

Last updated 09/21/15
at 11:10 AM

District Name	Saved Applications	Submitted Applications	Total Applications*	Total Applicants*
<u>Jarrell ISD</u>	43	74	117	39
<u>Johnson City ISD</u>	24	74	98	44
<u>Katherine Anne Porter School</u>	13	21	34	19
<u>Kipp Austin Public Schools Inc</u>	107	707	814	108
<u>La Grange ISD</u>	53	272	325	177
<u>Lago Vista ISD</u>	56	134	190	78
<u>Lake Travis ISD</u>	422	1048	1470	479
<u>Leander ISD</u>	1533	3596	5129	1985
<u>Lexington ISD</u>	26	131	157	79
<u>Liberty Hill ISD</u>	85	278	363	157
<u>Llano ISD</u>	85	174	259	81
<u>Lockhart ISD</u>	144	352	496	218
<u>Luling ISD</u>	37	99	136	77
<u>Manor ISD</u>	431	1280	1711	438
<u>Marble Falls ISD</u>	111	313	424	188
<u>Marion ISD</u>	62	312	374	209
<u>Navarro ISD</u>	72	321	393	216
<u>New Braunfels ISD</u>	310	1194	1504	867
<u>Nixon-Smiley CISD</u>	17	99	116	62
<u>Nyos Charter School</u>	36	73	109	31
<u>Pflugerville ISD</u>	1157	2887	4044	1168
<u>Prairie Lea ISD</u>	8	14	22	9
<u>Premier High Schools</u>	27	73	100	57
<u>Region 13 Private Schools</u>	915	2591	3506	1209
<u>Round Rock ISD</u>	2384	5606	7990	2783

Last updated 09/21/15
at 11:10 AM

District Name	Saved Applications	Submitted Applications	Total Applications*	Total Applicants*
<u>San Marcos CISD</u>	274	679	953	375
<u>Schulenburg ISD</u>	23	84	107	71
<u>Sequin ISD</u>	170	935	1105	712
<u>Smithville ISD</u>	45	145	190	99
<u>Taylor ISD</u>	160	338	498	215
<u>Texas Sch For The Blind & Visually Impaired</u>	0	5	5	3
<u>Texas Sch For The Deaf</u>	2	19	21	16
<u>Thorndale ISD</u>	23	82	105	48
<u>Thrall ISD</u>	16	61	77	35
<u>University Of Texas At Austin H S</u>	19	52	71	41
<u>Waelder ISD</u>	1	11	12	8
<u>Wimberley ISD</u>	113	247	360	133
Last updated 09/21/15 at 11:10 AM				

* differentiates between number of applications and applicants (one applicant may fill out numerous applications).

Search: Statewide Higher Ed Region College TEA Region School District ?
High School

Last updated **August 24 , 2015**

[Privacy](#) [FAQ](#) [Help](#)

Refresh: 30 60 120 OFF

Fall 2015 Austin ISD School District Counts

View two year, four year freshman, and total applications by semester/year and grade level for a school district

Select a semester and region, then a school district.

Semester, Region, and School District Selection

?

Fall 2015 13 -- Austin submit

Austin ISD

Application counts

Total applications

	Two Yr Applications	Four Yr Freshman Applications	Total Applications*	Total Applicants*
10th Grade Saved	0	0	0	---
10th Grade Submitted	1	1	2	---
10th Grade Totals	1	1	2	2
11th Grade Saved	0	0	0	---
11th Grade Submitted	4	0	4	---
11th Grade Totals	4	0	4	4
12th Grade Saved	32	2825	2857	---
	533	7584	8117	---

	Two Yr Applications	Four Yr Freshman Applications	Total Applications*	Total Applicants*
12th Grade Submitted				
12th Grade Totals	565	10409	10974	3204
High School	13	103	116	---
Graduate Saved				
High School	299	181	480	---
Graduate Submitted				
High School	312	284	596	466
Graduate Totals				
Total Saved	45	2928	2973	---
Total Submitted	837	7766	8603	---
Totals	882	10694	11576	3676

* differentiates between number of applications and applicants (one applicant may fill out numerous applications).

?

View by high school

Click on a high school for total counts

Download

Search table:

School name	Saved Applications	Submitted Applications	Total Applications
A N McCallum High School	280	600	880
Alternative Learning Center	0	0	0
Anderson (L.C.) High School	386	879	1265
Ann Richards School For Young Women Leaders	177	324	501
David Crockett High School	100	682	782
Eastside Memorial Hs Johnston	44	84	128
Garza Independence High School	20	95	115

Last updated 09/21/15 at 01:48 PM

School name	Saved Applications	Submitted Applications	Total Applications
<u>International High School</u>	0	0	0
<u>James Bowie High School</u>	431	1163	1594
<u>John H Reagan High School</u>	145	678	823
<u>Lanier High School</u>	164	569	733
<u>Liberal Arts & Science Acad Hs</u>	168	584	752
<u>Lyndon B Johnson High School</u>	117	394	511
<u>Premier High School At Lanier</u>	0	0	0
<u>Premier High School At Travis</u>	1	7	8
<u>Stephen F Austin High School</u>	373	967	1340
<u>W Charles Akins High School</u>	364	925	1289
<u>William B Travis High School</u>	203	652	855

Last updated 09/21/15 at 01:48 PM

Search: [Statewide](#) [Higher Ed Region](#) [College](#) [TEA Region](#) [School District](#) ?
[High School](#)

Last updated **August 24 , 2015**

[Privacy](#) [FAQ](#) [Help](#)

Statewide Higher Education Region College TEA Region School District Hig..

School

9

Refresh: 30 60 120 OFF

Fall 2015 A N McCallum High School Individual High School Counts

go back to select a different high school

View two year, four year freshman, and total applications by semester/year and grade level for a high school

Please select a semester.

Semester Selection

Semester:

Fall 2015

submit

Application counts

Total applications

	Two Yr Applications	Four Yr Freshman Applications	Total Applications*	Total Applicants*
10th Grade Saved	0	0	0	---
10th Grade Submitted	0	0	0	---
10th Grade Totals	0	0	0	0
11th Grade Saved	0	0	0	---
11th Grade Submitted	0	0	0	---

	Two Yr Applications	Four Yr Freshman Applications	Total Applications*	Total Applicants*
11th Grade Totals	0	0	0	0
12th Grade Saved	7	259	266	---
12th Grade Submitted	66	488	554	---
12th Grade Totals	73	747	820	215
High School Graduate Saved	1	13	14	---
High School Graduate Submitted	24	22	46	---
High School Graduate Totals	25	35	60	43
Total Saved	8	272	280	---
Total Submitted	90	510	600	---
Totals	98	782	880	258

* differentiates between number of applications and applicants (one applicant may fill out numerous applications).

?

View by institution applied to

Click on an institution name to view counts for that institution

School name	Saved Applications	Submitted Applications	Total Applications
Abilene Christian University	1	5	6
Alvin Community College	0	0	0
Amarillo College	0	1	1
Angelina College	0	0	0
Angelo State University	5	12	17
Austin College	1	3	4

Last updated 09/21/15 at 01:49 PM

School name	Saved Applications	Submitted Applications	Total Applications
<u>Austin Community College</u>	0	5	5
<u>Baylor University</u>	3	7	10
<u>Blinn College</u>	4	24	28
<u>Brazosport College</u>	0	0	0
<u>Central Texas College</u>	0	0	0
<u>Cisco College</u>	0	0	0
<u>Clarendon College</u>	0	1	1
<u>Coastal Bend College</u>	0	1	1
<u>College of the Mainland</u>	0	0	0
<u>Collin County Community College District</u>	0	1	1
<u>Concordia University</u>	2	2	4
<u>Dallas Baptist University</u>	0	2	2
<u>DCCCD-Brookhaven College</u>	0	0	0
<u>DCCCD-Cedar Valley College</u>	0	0	0
<u>DCCCD-Eastfield College</u>	0	0	0
<u>DCCCD-El Centro College</u>	0	0	0
<u>DCCCD-Mountain View College</u>	0	0	0
<u>DCCCD-North Lake College</u>	0	0	0
<u>DCCCD-Richland College</u>	0	0	0
<u>Del Mar College</u>	0	1	1
<u>El Paso Community College District</u>	0	0	0
<u>Frank Phillips College</u>	0	0	0
<u>Galveston College</u>	0	1	1
<u>Grayson College</u>	0	0	0
<u>Hill College</u>	0	1	1
<u>Houston Baptist University</u>	0	0	0
<u>Houston Community College</u>	0	3	3

Last updated 09/21/15 at 01:49 PM

School name	Saved Applications	Submitted Applications	Total Applications
<u>Howard County Junior College District</u>	0	0	0
<u>Huston-Tillotson University</u>	4	7	11
<u>Kilgore College</u>	0	1	1
<u>Lamar Institute of Technology</u>	0	0	0
<u>Lamar State College - Port Arthur</u>	0	0	0
<u>Lamar University</u>	1	14	15
<u>Laredo Community College</u>	0	0	0
<u>Lee College</u>	0	0	0
<u>LeTourneau University</u>	0	0	0
<u>Lone Star College System</u>	0	1	1
<u>McLennan Community College</u>	0	1	1
<u>McMurry University</u>	0	1	1
<u>Midland College</u>	0	1	1
<u>Midwestern State University</u>	2	6	8
<u>Navarro College</u>	1	14	15
<u>North Central Texas College</u>	1	0	1
<u>Northeast Lakeview College</u>	0	0	0
<u>Northeast Texas Community College</u>	0	0	0
<u>Northwest Vista College</u>	0	3	3
<u>Odessa College</u>	0	0	0
<u>Our Lady of the Lake University</u>	1	3	4
<u>Palo Alto College</u>	0	0	0
<u>Panola College</u>	0	0	0
<u>Paris Junior College</u>	0	0	0
<u>Prairie View A&M University</u>	4	13	17
<u>Ranger College</u>	0	0	0
<u>Sam Houston State University</u>	4	24	28

Last updated 09/21/15 at 01:49 PM

School name	Saved Applications	Submitted Applications	Total Applications
<u>San Antonio College</u>	1	2	3
<u>San Jacinto Community College</u>	0	3	3
<u>Schreiner University</u>	1	1	2
<u>South Plains College</u>	0	1	1
<u>South Texas College</u>	0	0	0
<u>Southern Methodist University</u>	2	3	5
<u>Southwest Texas Junior College</u>	0	1	1
<u>Southwestern University</u>	4	7	11
<u>St. Edward's University</u>	14	11	25
<u>St. Mary's University</u>	1	2	3
<u>St. Philip's College</u>	0	3	3
<u>Stephen F. Austin State University</u>	1	15	16
<u>Sul Ross State University</u>	1	1	2
<u>Sul Ross State University - Rio Grande College</u>	0	0	0
<u>Tarleton State University</u>	1	1	2
<u>Tarrant County College District</u>	0	0	0
<u>Temple College</u>	0	6	6
<u>Texarkana College</u>	0	0	0
<u>Texas A&M International University</u>	0	0	0
<u>Texas A&M University</u>	23	25	48
<u>Texas A&M University - San Antonio</u>	0	0	0
<u>Texas A&M University at Galveston</u>	0	1	1
<u>Texas A&M University-Central Texas</u>	0	0	0
<u>Texas A&M University-Commerce</u>	0	2	2
<u>Texas A&M University-Corpus Christi</u>	6	21	27
<u>Texas A&M University-Kingsville</u>	3	7	10
<u>Texas A&M University-Texarkana</u>	0	0	0

Last updated 09/21/15 at 01:49 PM

School name	Saved Applications	Submitted Applications	Total Applications
<u>Texas Christian University</u>	3	5	8
<u>Texas Lutheran University</u>	2	7	9
<u>Texas Southern University</u>	3	11	14
<u>Texas Southmost College</u>	0	0	0
<u>Texas State University</u>	54	82	136
<u>Texas Tech University</u>	20	16	36
<u>Texas Wesleyan University</u>	0	0	0
<u>Texas Woman's University</u>	0	3	3
<u>TLSOM - Lamar State College - Orange</u>	0	0	0
<u>Trinity University</u>	6	3	9
<u>Trinity Valley Community College</u>	0	0	0
<u>Tyler Junior College</u>	1	10	11
<u>University of Dallas</u>	1	0	1
<u>University of Houston - Clear Lake</u>	1	1	2
<u>University of Houston - Main Campus</u>	8	12	20
<u>University of Houston - Victoria</u>	3	6	9
<u>University of Houston-Downtown</u>	1	1	2
<u>University of North Texas</u>	23	30	53
<u>University of North Texas at Dallas</u>	3	1	4
<u>University of St. Thomas</u>	0	0	0
<u>University of Texas at Arlington</u>	3	9	12
<u>University of Texas at Austin</u>	21	72	93
<u>University of Texas at Brownsville</u>	0	0	0
<u>University of Texas at Dallas</u>	6	8	14
<u>University of Texas at El Paso</u>	2	3	5
<u>University of Texas at San Antonio</u>	22	34	56
<u>University of Texas at Tyler</u>	0	3	3

Last updated 09/21/15 at 01:49 PM

School name	Saved Applications	Submitted Applications	Total Applications
<u>University of Texas Health Science Center at San Antonio</u>	0	0	0
<u>University of Texas Pan American</u>	0	0	0
<u>University of Texas Permian Basin</u>	0	1	1
<u>University of the Incarnate Word</u>	0	2	2
<u>Vernon College</u>	0	0	0
<u>Victoria College</u>	0	1	1
<u>Weatherford College</u>	0	1	1
<u>West Texas A&M University</u>	5	4	9
<u>Western Texas College</u>	0	0	0
<u>Wharton County Junior College</u>	0	2	2

Last updated 09/21/15 at 01:49 PM

Search: [Statewide](#) [Higher Ed Region](#) [College](#) [TEA Region](#) [School District](#) ?
[High School](#)

Last updated **August 24, 2015**[Privacy](#) [FAQ](#) [Help](#)

