



2017-2018

Adopted

Operating Budget



**2017-2018
APPROVED BUDGET**

TABLE OF CONTENTS

Board of Trustees and Administration.....i

Notice of Adoption of Budgetii

Excerpt from Minutes Adopting Budget..... iii

Certification to County Clerk.....iv

Resolution Setting the Tax Rate v

Summary of Budgeted Revenues, Transfers, & Expenditures – All FundsA1

Summary of Budget by Functional Classification – Current Unrestricted FundsB1

Summary of Budget by Natural Classification – Current Unrestricted FundsC1

Summary of Budget by Object.....D1 – D7

Current Unrestricted Expenditure Budgets by Department.....E1 – E28

Capital and Equipment Budget – Current Unrestricted Funds F1

Capital and Equipment Budget –Grant Funds. G1

Salary Schedules H1– H2



**Odessa Junior College District
Organizational Data
Approved 2017-2018 Budget**

Board of Trustees

Officers

Mr. Royce Bodiford	President
Mr. Tommy Clark	Vice President
Mr. Neil Grape	Secretary
Bruce Shearer	Assistant Secretary

Members

Term Expires May,

Mr. Richard Abalos	2021
Mr. Royce Bodiford	2019
Mr. Tommy Clark	2019
Dr. Tara Deaver	2021
Mr. Neil Grape	2019
Mr. Gary Johnson	2021
Mr. Larry Johnson	2019
J.E. Pressly	2021
Mr. Bruce Shearer	2021

Principal Administrative & Financial Officers

Dr. Gregory Williams	President
Ms. Virginia Chisum	Vice President for Business Affairs
Ms. Valerie Jones	Vice President for Instruction
Dr. Don Wood	Vice President for Institutional Effectiveness
Ms. Kimberly McKay	Vice President for Student Services & Enrollment Management
Mr. Shawn Shreves	Vice President for Information Technology
Ms. Brandy Ham	Executive Director of Finance

August 1, 2017

Board of Trustees
Odessa Junior College District
Odessa, Texas

Ladies and Gentlemen:

In compliance with the laws of the State of Texas, as President of the Board of Trustees and Chief Budgetary Officer of the Odessa Junior College District, I have caused to be prepared and adopted a budget covering the proposed income and disbursements for the Odessa Junior College District for the fiscal year 2017-2018.

At a meeting on August 1, 2017, the Board of Trustees of the Odessa Junior College District adopted this budget. This was done in compliance with the laws of the State of Texas and is now the official budget of the Odessa Junior College District for the 2017-2018 fiscal year.

Sincerely,

A handwritten signature in cursive script that reads "Royce Bodiford".

Royce Bodiford
President, Board of Trustees
Odessa Junior College District

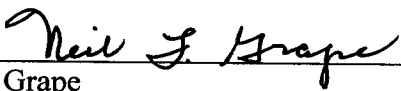
EXCERPT FROM MINUTES OF PUBLIC MEETING ADOPTING BUDGET FOR 2017-2018

ODESSA JUNIOR COLLEGE BOARD OF TRUSTEES
AUGUST 1, 2017

A motion was made by Gary S. Johnson, seconded by Bruce Shearer, that the Odessa Junior College District operating budget for the year 2017-2018 in the amount of **\$46,029,069** and the total budget including all other funds in the amount of **\$58,903,530** be approved and that a certified copy of the budget be filed with the Texas Higher Education Coordinating Board in compliance with Section 51.0051 of the Texas Education Code; and that said budget be presented in the format required by the Texas Higher Education Coordinating Board; and that said budget be included by reference in its entirety as a part of the Minutes of this meeting.

STATE OF TEXAS
COUNTY OF ECTOR
ODESSA JUNIOR COLLEGE DISTRICT

I, the undersigned Secretary of the Board of Trustees of Odessa Junior College District, do hereby certify that the attached is a true, full, and correct copy of the section of the Minutes as approved by the Board of Trustees of said District on the 1st day of August 2017, adopting the Budget for the fiscal year 2017-2018.

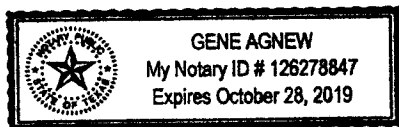


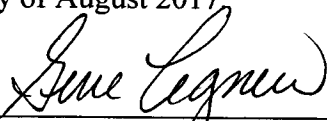
Neil Grape
Secretary, Board of Trustees
Odessa Junior College District

STATE OF TEXAS
COUNTY OF ECTOR

Before me, the undersigned authority, a Notary Public in and for said County and State, on this day personally appeared Neil Grape, known to me to be the person and officer whose name is subscribed to the foregoing instrument and acknowledged to me that he executed the same for the purposes and consideration therein expressed, and in the capacity therein stated and declared to me upon oath that the foregoing instrument is true and correct.

Given under my hand and seal of office this the 22nd day of August 2017,





Notary Public, Ector County, Texas

August 1, 2017

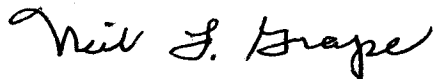
Ms. Linda Haney
Ector County Clerk
300 North Grant, Room 111
Odessa, Texas 79761

Dear Ms. Haney:

In compliance with the Texas Education Code, Sections 23.41 – 23.50, Dr. Tara Deaver, President of the Board of Trustees of the Odessa Junior College District, caused to be prepared and adopted a budget covering the proposed income and disbursements of the Odessa Junior College District for the fiscal year 2017 - 2018.

This document is hereby filed with you as County Clerk of Ector County.

Sincerely,

A handwritten signature in cursive script that reads "Neil J. Grape".

Neil Grape
Secretary, Board of Trustees
Odessa Junior College District

**RESOLUTION SETTING THE 2017 TAX RATE FOR THE
ODESSA JUNIOR COLLEGE DISTRICT**

WHEREAS, the Board of Trustees of the Odessa Junior College District has adopted a budget for the Fiscal Year beginning September 1, 2017, and ending August 31, 2018;

WHEREAS, it is necessary that Ad Valorem Taxes be levied for the support and maintenance of the Odessa Junior College District for the fiscal year 2017-2018;

NOW, THEREFORE, BE IT RESOLVED, that an Ad Valorem tax be levied for the Tax Year 2017 on all real property situated in and other property owned within the limits of the Odessa Junior College District on the first day of January, 2017, except so much thereof as may be exempt by the Constitution of the United States and/or the laws of the State of Texas.


BE IT FURTHER RESOLVED, that said tax rate be set at **\$0.206419** (20.6419 cents) per \$100 (one hundred dollars) of valuations and that said tax rate be composed of the following:

1. A rate of **\$0.169654** (16.9654 cents) per \$100 (one hundred dollars) of valuation for the **Maintenance and Operations** of the Odessa Junior College District.
2. A rate of **\$0.036765** (3.6765 cents) per \$100 (one hundred dollars) of valuation for **General Obligation Debt Service** of the Odessa Junior College District.

BE IT FURTHER RESOLVED, that this tax rate will raise more taxes for maintenance and operations than last year's tax rate.


BE IT FURTHER RESOLVED, that said tax rate will effectively be raised by 2.61 percent and will raise the actual annual taxes on a \$100,000 home by approximately \$1.77.

IN TESTIMONY WHEREOF, we hereunto sign our names and attach the seal of said institution on its behalf this 26th day of September, 2017.



Royce Bodiford, President
Board of Trustees


ATTEST:



Neil Grape, Secretary
Board of Trustees

CERTIFICATE

I hereby certify that the above is a true and correct copy of a Resolution adopted by the Board of Trustees, Odessa Junior College District, at the meeting held this 26th day of September 2017.



Neil Grape, Secretary
Board of Trustees

ODESSA COLLEGE
SUMMARY OF BUDGETED REVENUES, TRANSFERS, AND EXPENDITURES
ALL FUNDS
FISCAL YEAR ENDING AUGUST 31, 2018

	<u>BUDGETED REVENUE</u>	<u>TRANSFERS IN / (OUT)</u>	<u>FUNDS AVAILABLE</u>	<u>BUDGETED EXPENDITURES</u>	<u>EXCESS FUNDS</u>
<u>Current Unrestricted Funds:</u>					
General Operations	\$ 44,206,144	(7,039,122)	\$ 37,167,022	\$ 37,167,022	\$ -
General Scholarships	50,425	1,495,475	1,545,900	1,545,900	-
	<u>44,256,569</u>	<u>(5,543,647)</u>	<u>38,712,922</u>	<u>38,712,922</u>	<u>-</u>
<u>Auxiliary Funds:</u>					
Globe Theater	10,000	4,250	14,250	14,250	-
Culinary	39,000	17,976	56,976	56,976	-
Athletics	-	1,171,491	1,171,491	1,171,491	-
Bookstore	100,000	(100,000)	-	-	-
Food Service	564,000	11,000	575,000	575,000	-
Student Housing	714,500	(431,000)	283,500	283,500	-
Fab Lab	50,000	47,120	97,120	97,120	-
Golf Center	80,000	1,201	81,201	81,201	-
Student Activities	215,000	(72,191)	142,809	142,809	-
	<u>1,772,500</u>	<u>649,847</u>	<u>2,422,347</u>	<u>2,422,347</u>	<u>-</u>
Subtotal -					
Unrestricted Funds	\$ 46,029,069	\$ (4,893,800)	\$ 41,135,269	\$ 41,135,269	\$ -
<u>Restricted Funds:</u>					
Private Operating Grants	736,237	-	736,237	736,237	-
State Operating Grants	421,115	-	421,115	421,115	-
Federal Operating Grants	1,166,540	-	1,166,540	1,166,540	-
State Student Aid	60,000	425,000	485,000	485,000	-
Federal Student Aid	5,710,000	-	5,710,000	5,710,000	-
	<u>8,093,892</u>	<u>425,000</u>	<u>8,518,892</u>	<u>8,518,892</u>	<u>-</u>
<u>Plant Funds:</u>					
Construction & Deferred Maint Fund	-	1,300,000	1,300,000	1,300,000	-
Technology Replacement Fund	-	300,000	300,000	300,000	-
Debt Service - Revenue Bonds	28,000	2,868,800	2,896,800	2,896,800	-
Debt Service - Gen Obligation Bond	4,752,569	-	4,752,569	4,752,569	-
	<u>4,780,569</u>	<u>4,468,800</u>	<u>9,249,369</u>	<u>9,249,369</u>	<u>-</u>
Total FY 2016-17 Budget	<u>\$ 58,903,530</u>	<u>\$ -</u>	<u>\$ 58,903,530</u>	<u>\$ 58,903,530</u>	<u>\$ -</u>



**SUMMARY OF BUDGET BY FUNCTIONAL CLASSIFICATION
CURRENT UNRESTRICTED FUNDS**

	FY2017-18 BUDGET	FY2016-17 Orig. Budget	Change From FY17 Orig. Budget
TOTAL CURRENT UNRESTRICTED REVENUES	\$ 46,029,069	\$ 42,739,595	\$ 3,289,474
INSTRUCTION			
Academic Programs			
Faculty Salaries	5,567,384	5,196,538	370,846
Departmental Operating Expenses	233,920	230,051	3,869
	<u>5,801,304</u>	<u>5,426,589</u>	<u>374,715</u>
Vocational Technical Programs			
Faculty Salaries	5,613,884	5,041,595	572,289
Departmental Operating Expenses	1,178,756	1,002,290	176,466
Organized Activities Related to Instruction	756,076	679,275	76,801
	<u>7,548,716</u>	<u>6,723,160</u>	<u>825,556</u>
Total Instruction	<u>13,350,020</u>	<u>12,149,749</u>	<u>1,200,271</u>
INSTRUCTIONAL SUPPORT			
Library and Technical Support	950,890	937,652	13,238
Instructional Administration	1,975,739	1,749,687	226,052
	<u>2,926,629</u>	<u>2,687,339</u>	<u>239,290</u>
EXTENSION AND PUBLIC SERVICE	885,528	766,052	119,476
STUDENT SERVICES			
Operations	2,983,241	2,911,964	71,277
Scholarships	1,545,900	1,525,500	20,400
	<u>4,529,141</u>	<u>4,437,464</u>	<u>91,677</u>
INSTITUTIONAL SUPPORT			
General & Fiscal Administration	2,060,445	1,992,460	67,985
General Institutional	5,744,306	5,351,451	392,855
General Contingency	600,000	500,000	100,000
	<u>8,404,751</u>	<u>7,843,911</u>	<u>560,840</u>
OPERATION AND MAINTENANCE OF PLANT			
Maintenance & Operations	2,373,471	2,238,568	134,903
Utilities	1,020,000	1,025,000	(5,000)
	<u>3,393,471</u>	<u>3,263,568</u>	<u>129,903</u>
GENERAL STAFF BENEFITS			
Group Health Insurance	2,593,767	2,419,196	174,571
Payroll Taxes	1,577,426	1,473,225	104,201
Other Staff Benefits	1,164,117	968,890	195,227
	<u>5,335,310</u>	<u>4,861,311</u>	<u>473,999</u>
TOTAL EDUCATION & GENERAL EXPENDITURES	<u>38,824,850</u>	<u>36,009,394</u>	<u>2,815,456</u>
AUXILIARY OPERATIONS	<u>2,310,419</u>	<u>2,057,301</u>	<u>253,118</u>
TRANSFERS OUT (IN):			
TPEG Tuition Grant	425,000	415,000	10,000
Debt Service Payments	2,896,800	2,885,900	10,900
Debt Service Interest Earnings	(28,000)	(28,000)	-
Construction Fund	1,000,000	1,000,000	-
Deferred Maintenance Fund	300,000	200,000	100,000
Technology Replacement Fund	300,000	200,000	100,000
TOTAL TRANSFERS	<u>4,893,800</u>	<u>4,672,900</u>	<u>220,900</u>
TOTAL EXPENDITURES AND TRANSFERS	<u>\$ 46,029,069</u>	<u>\$ 42,739,595</u>	<u>\$ 3,289,474</u>
REVENUE OVER (UNDER) EXPENDITURES	<u>\$ -</u>	<u>\$ -</u>	<u>\$ -</u>



**SUMMARY OF BUDGET BY NATURAL CLASSIFICATION
CURRENT UNRESTRICTED FUNDS**

	FY2018 Budget	FY2017 Orig. Budget	Change from FY17 Orig. Bud.	% Change
State Appropriation	8,370,061	7,593,896	776,165	10.2%
Federal Grants & Contracts	10,000	10,000	-	0.0%
Tuition & Fees	12,311,233	10,893,399	1,417,834	13.0%
Sales & Services	484,000	484,000	-	0.0%
Taxes	22,175,000	21,225,000	950,000	4.5%
Investment Income	350,000	325,000	25,000	7.7%
Other Income	728,350	661,300	67,050	10.1%
Auxiliary Revenue	1,486,000	1,503,000	(17,000)	-1.1%
Private Gifts and Grants	114,425	44,000	70,425	160.1%
TOTAL REVENUE	\$ 46,029,069	\$ 42,739,595	\$ 3,289,474	7.7%
Salaries	23,853,799	22,140,205	1,713,594	7.7%
Health Insurance	2,593,767	2,419,196	174,571	7.2%
Retirement Benefits	946,733	783,900	162,833	20.8%
Taxes & Other Benefits	1,794,810	1,658,215	136,595	8.2%
Total Salaries & Benefits	29,189,109	27,001,516	2,187,593	8.1%
Supplies	1,224,774	1,187,377	37,397	3.1%
Operating Expenses	3,954,599	3,657,391	297,208	8.1%
Services	3,398,414	3,161,126	237,288	7.5%
Utilities	1,353,892	1,309,346	44,546	3.4%
Auxiliary Expenses	29,200	29,200	-	0.0%
Student Financial Aid	1,545,900	1,525,500	20,400	1.3%
Total Operating Expenses	11,506,779	10,869,940	636,839	5.9%
Capital Equipment	379,681	120,239	259,442	215.8%
Library Acquisitions	59,700	75,000	(15,300)	-20.4%
Total Capital	439,381	195,239	244,142	125.0%
Mandatory Transfers	3,321,800	3,300,900	20,900	0.6%
Non-Mandatory Transfers	1,572,000	1,372,000	200,000	14.6%
Total Transfers	4,893,800	4,672,900	220,900	4.7%
TOTAL EXPENDITURES & TRANSFERS	\$ 46,029,069	\$ 42,739,595	\$ 3,289,474	7.7%
Excess/Deficit Budget	0	0	0	



BUDGET SUMMARY BY OBJECT

Object	FY2018 Budget	FY2017 Orig. Budget	Change from FY17 Orig. Bud.	% Change
4001 State Appropriation	8,370,061	7,593,896	776,165	10.2%
State Appropriation	8,370,061	7,593,896	776,165	10.2%
4251 Federal Ind Cost Recovery	10,000	10,000	-	0.0%
Federal - Unrestricted Rev.	10,000	10,000	-	0.0%
4301 CE Fundable Tuition	1,316,050	923,600	392,450	42.5%
4303 Dual Credit In-District Tuition	350,000	350,000	-	0.0%
4304 Dual Cr Out Of District Tuition	300,000	260,000	40,000	15.4%
4305 Dual Credit Non-Res Tuition	10,000	10,000	-	0.0%
4306 Tuition-In District	4,150,000	3,750,000	400,000	10.7%
4307 Tuition-Out Of District	2,550,000	2,350,000	200,000	8.5%
4308 Tuition-Non-Resident	920,000	900,000	20,000	2.2%
4311 Exempt-Hazelwood	(55,000)	(48,000)	(7,000)	14.6%
4312 Exempt-Valedictorian	(3,000)	(3,000)	-	0.0%
4313 Exempt-Blind/Deaf	(13,000)	(15,000)	2,000	-13.3%
4314 Exempt-Firemen	(50,000)	(80,000)	30,000	-37.5%
4315 Exempt-Res Foster Care	(5,000)	(9,000)	4,000	-44.4%
4316 Exempt-Deceased Public Servant	(5,000)	(2,000)	(3,000)	150.0%
4317 Exempt-Adopted Students	(45,000)	(25,000)	(20,000)	80.0%
4319 Exempt Competitive Scholarship	(120,000)	(105,000)	(15,000)	14.3%
4320 Exempt-Fees	(9,000)	(8,000)	(1,000)	12.5%
4321 Tuit Exempt-Preceptor Prof Nurse	(10,000)	(21,000)	11,000	-52.4%
4322 Peace Officer Exempt (LE)	(5,000)	(6,000)	1,000	-16.7%
4324 Third Attempt Surcharge	145,000	135,000	10,000	7.4%
4327 Student Use Fee	2,150,000	1,850,000	300,000	16.2%
4331 Lab Fees	291,240	265,080	26,160	9.9%
4333 Exempt Hzlwd Ch Dep-Legacy	(75,000)	(26,000)	(49,000)	188.5%
4337 Hazelwood- Depend Spouse	(3,000)	(2,000)	(1,000)	50.0%
4339 OER Access Fee	100,000	-	100,000	n/a
4341 Private Instruc Fee	12,000	12,000	-	0.0%
4343 Student Insurance	18,328	17,104	1,224	7.2%
4344 Add/Drop Fee	40,000	55,000	(15,000)	-27.3%
4345 Late Fees	10,000	15,000	(5,000)	-33.3%
4347 Foreign Applic Fee	1,000	-	1,000	n/a
4348 VCT/Internet Fee	925,000	780,000	145,000	18.6%
4349 In Dist Tuit Schol-1St Time	(260,000)	(240,000)	(20,000)	8.3%
4353 Out Dist Tuit Sch-1St Time St	(300,000)	(260,000)	(40,000)	15.4%
4354 Student Activity Fee	200,000	180,000	20,000	11.1%
4355 Student ID Fees	3,000	3,000	-	0.0%
4358 Tuition Re-Instatement Fee	3,000	5,000	(2,000)	-40.0%
4359 NR Tuit Schol-1st Time OC Stud	(100,000)	(100,000)	-	0.0%

Object	FY2018 Budget	FY2017 Orig. Budget	Change from FY17 Orig. Bud.	% Change
4363 St Act Fee Sch-1St Time Stud	(15,000)	(14,000)	(1,000)	7.1%
4364 St Use Fee Sch-1St Time Stud	(160,000)	(140,000)	(20,000)	14.3%
4368 Exempt-N/C Hzlwood	-	(2,000)	2,000	-100.0%
4371 Spec Progam Tuition In Distr	60,000	55,000	5,000	9.1%
4372 Spec Program Tuit Out Of Dist	25,000	25,000	-	0.0%
4373 Spec Prog Tuit Non-Resident	5,000	5,000	-	0.0%
4380 Nonfundable CE Tuition	259,615	293,615	(34,000)	-11.6%
4381 Academ Progress I/D Sch	(155,000)	(145,000)	(10,000)	6.9%
4382 Academ Progress O/D Sch	(70,000)	(70,000)	-	0.0%
4383 Academ Progress N/R Sch	(25,000)	(25,000)	-	0.0%
4385 Tuition Bad Debt	(50,000)	-	(50,000)	n/a
Total Tuition and Fees	12,311,233	10,893,399	1,417,834	13.0%
4423 Children Ctr Income	450,000	450,000	-	0.0%
4424 Cosmetology Income	30,000	30,000	-	0.0%
4426 Welding Income	1,000	1,000	-	0.0%
4438 Printing Fees Taxable	2,000	3,000	(1,000)	-33.3%
4439 Printing Fees Non-Taxable	1,000	-	1,000	n/a
Total Sales & Services	484,000	484,000	-	0.0%
4510 Maintenance Tax	21,900,000	20,950,000	950,000	4.5%
4512 Delinquent Tax Coll Cost	40,000	40,000	-	0.0%
4513 Tax Revenue P & I	235,000	235,000	-	0.0%
Total M&O Tax Revenue	22,175,000	21,225,000	950,000	4.5%
4610 Pool A Investment Interest	350,000	325,000	25,000	7.7%
Total Investment Income	350,000	325,000	25,000	7.7%
4700 Vending Revenue	31,500	30,000	1,500	5.0%
4701 GED Fees	10,000	15,000	(5,000)	-33.3%
4702 Other Testing Fees	25,000	8,000	17,000	212.5%
4705 Career Fair Reg Fee	4,500	4,400	100	2.3%
4706 Cont Ed Misc Fees	350	300	50	16.7%
4707 Comm Rec Recreation Fees	40,000	40,000	-	0.0%
4709 Comm Rec Camp Fees	45,000	45,000	-	0.0%
4710 Sports Ctr Bldg Rent	15,000	22,000	(7,000)	-31.8%
4711 SC Member Discounts	(8,000)	(8,000)	-	0.0%
4712 Guest/Misc Fees	25,000	40,000	(15,000)	-37.5%
4713 Building Lease Income	18,000	18,000	-	0.0%
4714 Sport Ctr Memberships	100,000	90,000	10,000	11.1%
4726 Other Fines	25,000	35,000	(10,000)	-28.6%
4741 Parking Fines	5,000	8,000	(3,000)	-37.5%
4747 Gen Room Rental	65,000	15,000	50,000	333.3%
4749 Recital Hall Rental	4,000	4,000	-	0.0%
4750 Other Income	9,900	10,000	(100)	-1.0%
4751 Inst Plan Set-Up Fee	120,000	95,000	25,000	26.3%
4752 Payment Plan Inst Late Fee	45,000	35,000	10,000	28.6%
4755 Sponsorship Rev	28,000	28,000	-	0.0%
4756 Internal Collection Fee	5,000	9,000	(4,000)	-44.4%

Object	FY2018 Budget	FY2017 Orig. Budget	Change from FY17 Orig. Bud.	% Change
4760 TSI-A Testing Fees	80,000	80,000	-	0.0%
4764 DOT Physical Exam Fee	12,600	12,600	-	0.0%
4767 Saulsbury Room Rental	10,000	10,000	-	0.0%
4778 CE-Room Rental	2,500	5,000	(2,500)	-50.0%
4793 Auditorium Rental	10,000	10,000	-	0.0%
Total Other Income	728,350	661,300	67,050	10.1%
4800 Sales-Taxable	38,000	38,000	-	0.0%
4801 Sales-Nontaxable	5,000	5,000	-	0.0%
4802 Commissions	113,000	171,000	(58,000)	-33.9%
4803 Dept Sales	150,000	125,000	25,000	20.0%
4805 Catering - Nontaxable	50,000	50,000	-	0.0%
4806 Meal Plan-Taxable	196,000	180,000	16,000	8.9%
4807 Meal Plan-Non-Tax	155,000	150,000	5,000	3.3%
4814 Application Fees	8,000	8,000	-	0.0%
4817 Special Events-Champion Golf	2,000	2,000	-	0.0%
4821 Private Lessons	1,000	1,000	-	0.0%
4826 Concession Sales	15,000	15,000	-	0.0%
4830 Room Rentals	40,000	40,000	-	0.0%
4832 Rent-2 Br Apt	110,000	115,000	(5,000)	-4.3%
4834 Rent-4 Br Apt	530,000	530,000	-	0.0%
4840 Range Balls Sales	70,000	70,000	-	0.0%
4841 Membership Fees	3,000	3,000	-	0.0%
Total Auxiliary Revenue	1,486,000	1,503,000	(17,000)	-1.1%
4920 Restricted Gifts	28,425	8,000	20,425	255.3%
4940 Private Oper Grants	86,000	36,000	50,000	138.9%
Total Private Revenue	114,425	44,000	70,425	160.1%
TOTAL UNRESTRICTED REVENUE	\$ 46,029,069	\$ 42,739,595	\$ 3,289,474	7.7%

EXPENDITURES				
5001 Faculty-F/T	8,033,993	7,294,008	739,985	10.1%
5002 Faculty-Adjunct	986,078	800,682	185,396	23.2%
5003 Faculty-Overload	1,021,468	1,269,318	(247,850)	-19.5%
5004 Faculty-Summer/Short Term	186,180	-	186,180	n/a
5006 Faculty-Subs	15,000	15,000	-	0.0%
5007 Faculty-Misc	12,500	12,500	-	0.0%
5008 Prof'L Instructor	647,711	635,745	11,966	1.9%
5010 Dual Credit	67,968	76,920	(8,952)	-11.6%
5055 P/T Instructor (Non-Adj)	461,128	318,160	142,968	44.9%
Salaries - Instructional	11,432,026	10,422,333	1,009,693	9.7%
5121 Professional F/T	7,958,192	7,587,142	371,050	4.9%
5122 Professional P/T	17,000	17,000	-	0.0%
5125 Professional Non-Exempt	483,875	477,664	6,211	1.3%
5131 Classified-F/T	2,243,239	2,237,571	5,668	0.3%

Object	FY2018 Budget	FY2017 Orig. Budget	Change from FY17 Orig. Bud.	% Change
5132 Classified-P/T	796,381	754,485	41,896	5.6%
5133 Classified-O/T	105,000	115,000	(10,000)	-8.7%
5151 Non-Work Study	441,586	362,850	78,736	21.7%
5170 Dept Chair Stipend	30,000	30,000	-	0.0%
5171 Other Salary Stipend	85,750	92,000	(6,250)	-6.8%
5172 Communication Stipend	44,160	44,160	-	0.0%
5190 New FTE Professional	199,000	-	199,000	n/a
5191 New FTE Classified	17,590	-	17,590	n/a
Salaries - Other	12,421,773	11,717,872	703,901	6.0%
5220 A/V Supplies	2,500	1,500	1,000	66.7%
5221 Veterinary Supplies	2,000	2,000	-	0.0%
5223 Software & Computer Supplies	80,222	61,338	18,884	30.8%
5225 Instruct Supply	392,846	356,708	36,138	10.1%
5226 Office Supplies	70,061	71,786	(1,725)	-2.4%
5227 Copier Supplies	10,425	11,415	(990)	-8.7%
5228 Subscriptions	31,328	44,093	(12,765)	-29.0%
5233 Excess Copier Usage	7,289	5,490	1,799	32.8%
5235 Telephone Supplies	3,000	3,000	-	0.0%
5239 Repair Supplies	20,000	15,000	5,000	33.3%
5240 Gen Supplies	392,704	393,599	(895)	-0.2%
5241 Oil And Gas	72,900	89,900	(17,000)	-18.9%
5242 Career Fair Expenses	5,000	4,500	500	11.1%
5245 Software Licenses	4,436	-	4,436	n/a
5249 Small Tools < \$100	4,450	1,650	2,800	169.7%
5260 Groceries	3,000	3,000	-	0.0%
5262 Uniforms	49,613	46,898	2,715	5.8%
5265 Bunker Gear	10,000	10,000	-	0.0%
5266 Paint & Supplies	8,000	9,500	(1,500)	-15.8%
5270 Entertainment Supply	55,000	56,000	(1,000)	-1.8%
Supplies	1,224,774	1,187,377	37,397	3.1%
5300 Postage Purchased	40,000	40,000	-	0.0%
5301 Postage Allocation	(16,352)	(9,111)	(7,241)	79.5%
5304 Culinary Catering	9,680	6,728	2,952	43.9%
5305 Baseball Field Expenses	8,000	8,500	(500)	-5.9%
5306 Softball Field Expense	4,500	5,000	(500)	-10.0%
5307 Driving Range Expense	3,500	3,000	500	16.7%
5308 Internal Catering	70,840	57,962	12,878	22.2%
5309 Advisory Committee Exp	600	6,000	(5,400)	-90.0%
5311 Dues & Memberships	135,109	140,696	(5,587)	-4.0%
5312 Graduation Expense	40,725	39,800	925	2.3%
5314 Student Recognition Cer Exp	5,000	5,000	-	0.0%
5315 Organizational Exp	210	410	(200)	-48.8%
5318 Public Relations	88,007	111,337	(23,330)	-21.0%
5319 Staff Training	1,000	1,000	-	0.0%
5321 Travel - Online Prof Dev	5,000	-	5,000	n/a

Object	FY2018 Budget	FY2017 Orig. Budget	Change from FY17 Orig. Bud.	% Change
5322 Travel-OutSide ServiCE Area	42,000	37,000	5,000	13.5%
5323 Travel - Allocation	74,053	65,500	8,553	13.1%
5325 Recruiting Travel	61,350	57,700	3,650	6.3%
5331 Student Travel	46,976	48,806	(1,830)	-3.7%
5333 Game Travel	172,500	154,300	18,200	11.8%
5340 Insurance	352,557	283,831	68,726	24.2%
5342 Special Events	39,827	12,100	27,727	229.1%
5347 Avid Discretionary Exp	-	9,000	(9,000)	-100.0%
5348 Perm Basin Fair Expense	4,000	3,000	1,000	33.3%
5349 Off Campus Bus Exp	60,529	45,232	15,297	33.8%
5350 Awards	121,000	86,500	34,500	39.9%
5351 Equipment Rental	51,627	48,720	2,907	6.0%
5354 Software Rental	70,295	70,131	164	0.2%
5356 Land Rental	5,000	-	5,000	n/a
5357 Recycling Expense	3,000	3,500	(500)	-14.3%
5360 Exterminating	13,800	9,800	4,000	40.8%
5362 Equip Repairs	243,085	246,728	(3,643)	-1.5%
5363 Bldg Repairs/Remodel	49,000	65,000	(16,000)	-24.6%
5365 Parking Lot Repairs	12,000	20,000	(8,000)	-40.0%
5369 Other Oper Expense	10,250	10,252	(2)	0.0%
5370 Software Maint Agree	1,037,442	945,535	91,907	9.7%
5371 Equip Maint Agreement	218,307	249,104	(30,797)	-12.4%
5383 Operating Lease	210,182	221,330	(11,148)	-5.0%
5388 Contingent Expend	660,000	548,000	112,000	20.4%
Operating Expenses	3,954,599	3,657,391	297,208	8.1%
5401 Audit Fees	75,000	75,000	-	0.0%
5402 Tax Collection Exp	52,389	45,938	6,451	14.0%
5403 Tax Appraisal Fees	297,151	284,421	12,730	4.5%
5406 Legal Fees	34,000	34,000	-	0.0%
5407 Contract Services	1,690,022	1,612,900	77,122	4.8%
5408 Other Prof'L Fees	20,333	7,000	13,333	190.5%
5409 Election Fees	-	25,000	(25,000)	-100.0%
5410 Accreditation Expenses	30,390	18,450	11,940	64.7%
5411 External Printing	82,225	52,785	29,440	55.8%
5414 N/C Schedule Print	15,000	15,000	-	0.0%
5415 Contracted Instruction	424,827	420,407	4,420	1.1%
5416 Testing Services	18,000	7,980	10,020	125.6%
5417 Inspections, License, Reg Fees	34,394	24,005	10,389	43.3%
5421 Adv-Credit	355,000	315,000	40,000	12.7%
5422 Adv-Non Credit	20,000	30,000	(10,000)	-33.3%
5423 Department Marketing	3,000	10,000	(7,000)	-70.0%
5424 Adv-Other	27,700	21,850	5,850	26.8%
5425 Adv-Recreation	8,000	10,000	(2,000)	-20.0%
5426 Promotional Exp	3,000	3,000	-	0.0%
5427 Adv Agency Fees	10,000	15,000	(5,000)	-33.3%

Object	FY2018 Budget	FY2017 Orig. Budget	Change from FY17 Orig. Bud.	% Change
5428 Herring Bnk Card Fees	11,000	10,000	1,000	10.0%
5429 Bank Finance Charges	100	100	-	0.0%
5430 ACH Processing Fee	2,500	1,000	1,500	150.0%
5434 Credit Card Merch Fees	102,400	81,000	21,400	26.4%
5436 Custodial-Special Cleaning Fee	50,750	56,250	(5,500)	-9.8%
5440 Internal Charge-Back	(55,992)	(74,992)	19,000	-25.3%
5442 Internal Printing	33,213	38,732	(5,519)	-14.2%
5444 LRC Copier Reimbursement	(2,000)	(7,000)	5,000	-71.4%
5448 Deptmental Copier Chg Back	(65,950)	(65,950)	-	0.0%
5450 Misc Expense	84,962	57,250	27,712	48.4%
5460 Welcome Week Expenses	-	2,000	(2,000)	-100.0%
5465 Outreach Expense	2,000	-	2,000	n/a
5470 Budg Pool Post Conf Travel	35,000	35,000	-	0.0%
Services	3,398,414	3,161,126	237,288	7.5%
5501 Electricity	844,500	866,000	(21,500)	-2.5%
5502 Natural Gas	141,000	121,500	19,500	16.0%
5503 Water/Sewer	169,184	169,184	-	0.0%
5504 Cable TV	24,000	19,480	4,520	23.2%
5512 Telephone-Long Dist	3,197	3,574	(377)	-10.5%
5514 Cellular Access	17,177	16,374	803	4.9%
5516 Telephone Line Chgs	63,104	35,204	27,900	79.3%
5517 ISP Charges	91,730	78,030	13,700	17.6%
Utilities	1,353,892	1,309,346	44,546	3.4%
5699 Cost Of Goods Sold	29,200	29,200	-	0.0%
Auxiliary	29,200	29,200	-	0.0%
5700 Athletic Scholarships	1,161,000	1,133,000	28,000	2.5%
5721 Departmental Scholarship	384,900	392,500	(7,600)	-1.9%
Scholarship & Aid	1,545,900	1,525,500	20,400	1.3%
5900 Health Insur Benefit	2,593,767	2,419,196	174,571	7.2%
5902 FICA Matching	1,249,458	1,167,435	82,023	7.0%
5903 Medicare Matching	327,968	305,790	22,178	7.3%
5904 State Life Ins Benefit	9,767	8,000	1,767	22.1%
5907 Unemployment Benefits	9,627	9,000	627	7.0%
5908 Workers Comp Benefits	62,990	62,990	-	0.0%
5910 Comp Absences Payment	75,000	45,000	30,000	66.7%
5912 Tuit & Fee Assistance	60,000	60,000	-	0.0%
5920 ORP Supplement	29,353	28,000	1,353	4.8%
5921 ORP Oc	136,427	125,000	11,427	9.1%
5930 TRS/ORP Non-Gr	52,711	50,000	2,711	5.4%
5931 TRS/ORP State Shortfall	15,996	15,000	996	6.6%
5935 TRS New Employment Match	25,000	40,000	(15,000)	-37.5%
5936 TRS OC	562,246	500,900	61,346	12.2%
5950 Tax Shelter Annuity	125,000	25,000	100,000	400.0%
Staff Benefits	5,335,310	4,861,311	473,999	9.8%
6010 Capital > \$5000	145,284	-	145,284	n/a

Object	FY2018 Budget	FY2017 Orig. Budget	Change from FY17 Orig. Bud.	% Change
6014 Non-Consum. < \$300	3,813	-	3,813	n/a
6015 Fixed Assets < \$5000	205,584	95,239	110,345	115.9%
6030 LRC Faculty Req Other Info Res	50,000	40,000	10,000	25.0%
6031 LRC Faculty Req Books	1,500	8,000	(6,500)	-81.3%
6032 LRC Periodical	3,000	5,000	(2,000)	-40.0%
6034 LRC Software	5,000	20,000	(15,000)	-75.0%
6036 LRC Books	200	2,000	(1,800)	-90.0%
6095 General Furniture Budget	25,000	25,000	-	0.0%
Capital	439,381	195,239	244,142	125.0%
7103 Tsf-Mandatory Debt Service	2,896,800	2,885,900	10,900	0.4%
7104 Tsf-Tpeg Resident Bal	410,000	400,000	10,000	2.5%
7105 Tsf-Tpeg Non/Res Bal	15,000	15,000	-	0.0%
Mandatory Transfers	3,321,800	3,300,900	20,900	0.6%
7203 Tsf-Renewal/Replace	1,600,000	1,400,000	200,000	14.3%
7214 Tsf-Investment Earnings	(28,000)	(28,000)	-	0.0%
Other Transfers	1,572,000	1,372,000	200,000	14.6%
TOTAL EXPENDITURES & TRANSFERS	\$ 46,029,069	\$ 42,739,595	\$ 3,289,474	7.7%
NET BUDGET SURPLUS (DEFICIT)	-	-	-	



Current Unrestricted Expenditure Budgets by Department
 (Excludes F/T Salaries, Pooled Travel, and Capital)

Fund Dept	Object Dept Desc	Object Desc	FY2018 Budget	FY2017 Orig. Budget	Change from FY17 Orig. Bud	% Change
11 10100	5240 Board of Trustees	Gen Supplies	1,300	1,080	220	20.4%
11 10100	5304 Board of Trustees	Culinary Catering	980	378	602	159.3%
11 10100	5308 Board of Trustees	Internal Catering	1,420	1,422	(2)	-0.1%
11 10100	5322 Board of Trustees	Special Travel	600	-	600	n/a
11 10100	5370 Board of Trustees	Software Maint Agree	1,000	1,000	-	0.0%
11 10100	5409 Board of Trustees	Election Fees	-	25,000	(25,000)	-100.0%
10100 Total			5,300	28,880	(23,580)	-81.6%
11 10101	5226 President	Office Supplies	1,700	1,080	620	57.4%
11 10101	5301 President	Postage Allocation	328	328	-	0.0%
11 10101	5308 President	Internal Catering	1,162	1,162	-	0.0%
11 10101	5311 President	Dues & Memberships	787	787	-	0.0%
11 10101	5318 President	Public Relations	5,749	5,627	122	2.2%
11 10101	5349 President	Off Campus Bus Exp	1,000	175	825	471.4%
11 10101	5442 President	Internal Printing	162	162	-	0.0%
11 10101	5512 President	Telephone-Long Dist	25	3	22	733.3%
10101 Total			10,913	9,324	1,589	17.0%
11 10102	5223 VP-Instruction	Software & Computer Supplies	60	-	60	n/a
11 10102	5226 VP-Instruction	Office Supplies	750	800	(50)	-6.3%
11 10102	5301 VP-Instruction	Postage Allocation	-	10	(10)	-100.0%
11 10102	5304 VP-Instruction	Culinary Catering	50	100	(50)	-50.0%
11 10102	5308 VP-Instruction	Internal Catering	500	600	(100)	-16.7%
11 10102	5311 VP-Instruction	Dues & Memberships	-	550	(550)	-100.0%
11 10102	5318 VP-Instruction	Public Relations	200	100	100	100.0%
11 10102	5349 VP-Instruction	Off Campus Bus Exp	-	-	-	n/a
11 10102	5450 VP-Instruction	Misc Expense	50	50	-	0.0%
11 10102	5512 VP-Instruction	Telephone-Long Dist	10	10	-	0.0%
10102 Total			1,620	2,220	(600)	-27.0%
11 10103	5226 VP-Bus Affairs	Office Supplies	650	750	(100)	-13.3%
11 10103	5227 VP-Bus Affairs	Copier Supplies	200	200	-	0.0%
11 10103	5301 VP-Bus Affairs	Postage Allocation	125	125	-	0.0%
11 10103	5308 VP-Bus Affairs	Internal Catering	-	100	(100)	-100.0%
11 10103	5311 VP-Bus Affairs	Dues & Memberships	950	950	-	0.0%
11 10103	5318 VP-Bus Affairs	Public Relations	50	50	-	0.0%
11 10103	5319 VP-Bus Affairs	Staff Training	-	-	-	n/a
11 10103	5370 VP-Bus Affairs	Software Maint Agree	9,750	-	9,750	n/a
11 10103	5383 VP-Bus Affairs	Operating Lease	2,038	2,197	(159)	-7.2%
11 10103	5424 VP-Bus Affairs	Adv-Other	1,500	1,650	(150)	-9.1%
11 10103	5442 VP-Bus Affairs	Internal Printing	100	150	(50)	-33.3%
11 10103	5448 VP-Bus Affairs	Deptmental Copier Chg Back	(1,650)	(1,650)	-	0.0%
11 10103	5512 VP-Bus Affairs	Telephone-Long Dist	50	50	-	0.0%
10103 Total			13,763	4,572	9,191	201.0%
11 10106	5223 VP-Information Technology	Software & Computer Supplies	300	300	-	0.0%
11 10106	5226 VP-Information Technology	Office Supplies	300	300	-	0.0%
11 10106	5240 VP-Information Technology	Gen Supplies	300	300	-	0.0%
11 10106	5301 VP-Information Technology	Postage Allocation	50	50	-	0.0%
11 10106	5311 VP-Information Technology	Dues & Memberships	500	500	-	0.0%
11 10106	5349 VP-Information Technology	Off Campus Bus Exp	500	500	-	0.0%
11 10106	5512 VP-Information Technology	Telephone-Long Dist	50	50	-	0.0%
10106 Total			2,000	2,000	-	0.0%
11 10107	5226 VP-Institutional Effectiveness	Office Supplies	500	500	-	0.0%
11 10107	5240 VP-Institutional Effectiveness	Gen Supplies	50	50	-	0.0%
11 10107	5301 VP-Institutional Effectiveness	Postage Allocation	-	25	(25)	-100.0%

Current Unrestricted Expenditure Budgets by Department
(Excludes F/T Salaries, Pooled Travel, and Capital)

Fund Dept	Object Dept Desc	Object Desc	FY2018 Budget	FY2017 Orig. Budget	Change from FY17 Orig. Bud	% Change
11 10107	5311 VP-Institutional Effectiveness	Dues & Memberships	1,200	1,200	-	0.0%
11 10107	5318 VP-Institutional Effectiveness	Public Relations	300	300	-	0.0%
11 10107	5349 VP-Institutional Effectiveness	Off Campus Bus Exp	100	-	100	n/a
11 10107	5407 VP-Institutional Effectiveness	Contract Services	1,500	3,000	(1,500)	-50.0%
11 10107	5411 VP-Institutional Effectiveness	External Printing	125	125	-	0.0%
11 10107	5442 VP-Institutional Effectiveness	Internal Printing	119	125	(6)	-4.8%
10107 Total			3,894	5,325	(1,431)	-26.9%
11 10211	5151 Human Resources	Non-Work Study	2,200	4,200	(2,000)	-47.6%
11 10211	5226 Human Resources	Office Supplies	2,000	2,500	(500)	-20.0%
11 10211	5240 Human Resources	Gen Supplies	2,000	2,500	(500)	-20.0%
11 10211	5301 Human Resources	Postage Allocation	600	700	(100)	-14.3%
11 10211	5311 Human Resources	Dues & Memberships	235	235	-	0.0%
11 10211	5325 Human Resources	Recruiting Travel	4,000	3,000	1,000	33.3%
11 10211	5369 Human Resources	Other Oper Expense	250	252	(2)	-0.8%
11 10211	5370 Human Resources	Software Maint Agree	42,800	38,514	4,286	11.1%
11 10211	5383 Human Resources	Operating Lease	1,598	1,598	-	0.0%
11 10211	5407 Human Resources	Contract Services	9,000	10,500	(1,500)	-14.3%
11 10211	5424 Human Resources	Adv-Other	8,200	8,200	-	0.0%
11 10211	5442 Human Resources	Internal Printing	200	200	-	0.0%
11 10211	5512 Human Resources	Telephone-Long Dist	90	90	-	0.0%
10211 Total			73,173	72,489	684	0.9%
11 10225	5226 Accounting	Office Supplies	1,400	1,400	-	0.0%
11 10225	5301 Accounting	Postage Allocation	500	500	-	0.0%
11 10225	5370 Accounting	Software Maint Agree	59,381	36,885	22,496	61.0%
11 10225	5383 Accounting	Operating Lease	-	1,072	(1,072)	-100.0%
11 10225	5434 Accounting	Credit Card Merch Fees	2,400	1,000	1,400	140.0%
11 10225	5442 Accounting	Internal Printing	100	150	(50)	-33.3%
11 10225	5512 Accounting	Telephone-Long Dist	20	20	-	0.0%
10225 Total			63,801	41,027	22,774	55.5%
11 10240	5132 Purchasing	Classified-P/T	6,200	6,200	-	0.0%
11 10240	5226 Purchasing	Office Supplies	2,700	2,700	-	0.0%
11 10240	5228 Purchasing	Subscriptions	692	1,656	(964)	-58.2%
11 10240	5301 Purchasing	Postage Allocation	1,500	1,600	(100)	-6.3%
11 10240	5311 Purchasing	Dues & Memberships	900	900	-	0.0%
11 10240	5349 Purchasing	Off Campus Bus Exp	160	-	160	n/a
11 10240	5383 Purchasing	Operating Lease	8,949	8,949	-	0.0%
11 10240	5424 Purchasing	Adv-Other	2,500	2,500	-	0.0%
11 10240	5442 Purchasing	Internal Printing	45	50	(5)	-10.0%
11 10240	5512 Purchasing	Telephone-Long Dist	55	75	(20)	-26.7%
11 10240	5514 Purchasing	Cellular Access	1,236	1,236	-	0.0%
10240 Total			24,937	25,866	(929)	-3.6%
11 10300	5151 Instit. Effectiveness	Non-Work Study	3,000	3,000	-	0.0%
11 10300	5223 Instit. Effectiveness	Software & Computer Supplies	300	300	-	0.0%
11 10300	5226 Instit. Effectiveness	Office Supplies	2,000	2,000	-	0.0%
11 10300	5240 Instit. Effectiveness	Gen Supplies	6,500	6,500	-	0.0%
11 10300	5301 Instit. Effectiveness	Postage Allocation	250	250	-	0.0%
11 10300	5311 Instit. Effectiveness	Dues & Memberships	700	700	-	0.0%
11 10300	5349 Instit. Effectiveness	Off Campus Bus Exp	190	-	190	n/a
11 10300	5354 Instit. Effectiveness	Software Rental	12,724	7,000	5,724	81.8%
11 10300	5411 Instit. Effectiveness	External Printing	1,000	560	440	78.6%
11 10300	5442 Instit. Effectiveness	Internal Printing	500	1,000	(500)	-50.0%
11 10300	5512 Instit. Effectiveness	Telephone-Long Dist	50	100	(50)	-50.0%
10300 Total			27,214	21,410	5,804	27.1%
11 10301	5407 Initiative Grants	Contract Services	45,000	45,000	-	0.0%
10301 Total			45,000	45,000	-	0.0%

Current Unrestricted Expenditure Budgets by Department
(Excludes F/T Salaries, Pooled Travel, and Capital)

Fund Dept	Object Dept Desc	Object Desc	FY2018 Budget	FY2017 Orig. Budget	Change from FY17 Orig. Bud	% Change
11 10305	5132 Marketing & Commun.	Classified-P/T	20,000	8,000	12,000	150.0%
11 10305	5151 Marketing & Commun.	Non-Work Study	5,000	15,000	(10,000)	-66.7%
11 10305	5223 Marketing & Commun.	Software & Computer Supplies	2,500	2,500	-	0.0%
11 10305	5226 Marketing & Commun.	Office Supplies	2,000	3,000	(1,000)	-33.3%
11 10305	5228 Marketing & Commun.	Subscriptions	10,000	10,250	(250)	-2.4%
11 10305	5240 Marketing & Commun.	Gen Supplies	2,000	3,500	(1,500)	-42.9%
11 10305	5301 Marketing & Commun.	Postage Allocation	1,500	10,000	(8,500)	-85.0%
11 10305	5308 Marketing & Commun.	Internal Catering	1,000	2,000	(1,000)	-50.0%
11 10305	5311 Marketing & Commun.	Dues & Memberships	500	500	-	0.0%
11 10305	5318 Marketing & Commun.	Public Relations	2,500	2,500	-	0.0%
11 10305	5370 Marketing & Commun.	Software Maint Agree	30,000	30,000	-	0.0%
11 10305	5383 Marketing & Commun.	Operating Lease	-	10,248	(10,248)	-100.0%
11 10305	5407 Marketing & Commun.	Contract Services	15,000	50,000	(35,000)	-70.0%
11 10305	5411 Marketing & Commun.	External Printing	70,000	40,000	30,000	75.0%
11 10305	5414 Marketing & Commun.	N/C Schedule Print	15,000	15,000	-	0.0%
11 10305	5421 Marketing & Commun.	Adv-Credit	355,000	315,000	40,000	12.7%
11 10305	5422 Marketing & Commun.	Adv-Non Credit	20,000	30,000	(10,000)	-33.3%
11 10305	5423 Marketing & Commun.	Department Marketing	3,000	10,000	(7,000)	-70.0%
11 10305	5424 Marketing & Commun.	Adv-Other	14,000	8,000	6,000	75.0%
11 10305	5425 Marketing & Commun.	Adv-Recreation	8,000	10,000	(2,000)	-20.0%
11 10305	5427 Marketing & Commun.	Adv Agency Fees	10,000	15,000	(5,000)	-33.3%
11 10305	5442 Marketing & Commun.	Internal Printing	8,000	10,000	(2,000)	-20.0%
11 10305	5450 Marketing & Commun.	Misc Expense	1,000	500	500	100.0%
11 10305	5512 Marketing & Commun.	Telephone-Long Dist	75	50	25	50.0%
10305 Total			596,075	601,048	(4,973)	-0.8%
11 10306	5223 Instit. Advancement	Software & Computer Supplies	195	200	(5)	-2.5%
11 10306	5226 Instit. Advancement	Office Supplies	1,400	1,400	-	0.0%
11 10306	5228 Instit. Advancement	Subscriptions	240	240	-	0.0%
11 10306	5240 Instit. Advancement	Gen Supplies	1,000	1,000	-	0.0%
11 10306	5301 Instit. Advancement	Postage Allocation	2,000	2,000	-	0.0%
11 10306	5304 Instit. Advancement	Culinary Catering	2,250	2,250	-	0.0%
11 10306	5308 Instit. Advancement	Internal Catering	7,523	9,250	(1,727)	-18.7%
11 10306	5311 Instit. Advancement	Dues & Memberships	350	350	-	0.0%
11 10306	5318 Instit. Advancement	Public Relations	12,552	12,500	52	0.4%
11 10306	5342 Instit. Advancement	Special Events	7,527	5,800	1,727	29.8%
11 10306	5370 Instit. Advancement	Software Maint Agree	10,001	6,000	4,001	66.7%
11 10306	5407 Instit. Advancement	Contract Services	-	-	-	n/a
11 10306	5411 Instit. Advancement	External Printing	5,500	5,500	-	0.0%
11 10306	5442 Instit. Advancement	Internal Printing	500	500	-	0.0%
11 10306	5512 Instit. Advancement	Telephone-Long Dist	27	27	-	0.0%
10306 Total			51,065	47,017	4,048	8.6%
11 10310	5301 Graduation	Postage Allocation	1,600	800	800	100.0%
11 10310	5312 Graduation	Graduation Expense	38,000	38,000	-	0.0%
11 10310	5350 Graduation	Awards	8,000	-	8,000	n/a
10310 Total			47,600	38,800	8,800	22.7%
11 10312	5240 Employee Recognition	Gen Supplies	1,500	2,000	(500)	-25.0%
11 10312	5301 Employee Recognition	Postage Allocation	20	-	20	n/a
11 10312	5304 Employee Recognition	Culinary Catering	4,000	2,000	2,000	100.0%
11 10312	5308 Employee Recognition	Internal Catering	7,000	4,400	2,600	59.1%
11 10312	5350 Employee Recognition	Awards	17,000	15,500	1,500	9.7%
11 10312	5442 Employee Recognition	Internal Printing	-	100	(100)	-100.0%
10312 Total			29,520	24,000	5,520	23.0%
11 10313	5240 OC All In	Gen Supplies	500	1,000	(500)	-50.0%
11 10313	5308 OC All In	Internal Catering	3,500	3,000	500	16.7%
11 10313	5350 OC All In	Awards	96,000	71,000	25,000	35.2%

Current Unrestricted Expenditure Budgets by Department
(Excludes F/T Salaries, Pooled Travel, and Capital)

Fund Dept	Object Dept Desc	Object Desc	FY2018 Budget	FY2017 Orig. Budget	Change from FY17 Orig. Bud	% Change
10313 Total			100,000	75,000	25,000	33.3%
11 10315 5311	Instit Mbrships	Dues & Memberships	88,650	88,650	-	0.0%
10315 Total			88,650	88,650	-	0.0%
11 10320 5228	Prof'L Devel	Subscriptions	2,275	2,175	100	4.6%
11 10320 5240	Prof'L Devel	Gen Supplies	250	500	(250)	-50.0%
11 10320 5304	Prof'L Devel	Culinary Catering	900	500	400	80.0%
11 10320 5308	Prof'L Devel	Internal Catering	7,600	7,750	(150)	-1.9%
11 10320 5321	Prof'L Devel	Travel - Online Prof Dev	5,000	-	5,000	n/a
11 10320 5442	Prof'L Devel	Internal Printing	-	100	(100)	-100.0%
10320 Total			16,025	11,025	5,000	45.4%
11 10323 5240	OC Leadership Institute	Gen Supplies	1,000	2,900	(1,900)	-65.5%
11 10323 5304	OC Leadership Institute	Culinary Catering	500	-	500	n/a
11 10323 5308	OC Leadership Institute	Internal Catering	3,500	3,000	500	16.7%
11 10323 5369	OC Leadership Institute	Other Oper Expense	10,000	10,000	-	0.0%
11 10323 5407	OC Leadership Institute	Contract Services	100	100	-	0.0%
10323 Total			15,100	16,000	(900)	-5.6%
11 10331 5315	Org Prof Staff	Organizational Exp	210	210	-	0.0%
10331 Total			210	210	-	0.0%
11 10332 5308	Org Sec/Clerks	Internal Catering	210	70	140	200.0%
11 10332 5315	Org Sec/Clerks	Organizational Exp	-	200	(200)	-100.0%
10332 Total			210	270	(60)	-22.2%
11 10333 5308	Org Maint Empl	Internal Catering	210	210	-	0.0%
10333 Total			210	210	-	0.0%
11 10340 5406	Legal Expense	Legal Fees	34,000	34,000	-	0.0%
10340 Total			34,000	34,000	-	0.0%
11 10342 5228	Health & Safety	Subscriptions	8,186	8,025	161	2.0%
11 10342 5240	Health & Safety	Gen Supplies	2,000	2,200	(200)	-9.1%
11 10342 5308	Health & Safety	Internal Catering	350	-	350	n/a
11 10342 5442	Health & Safety	Internal Printing	300	500	(200)	-40.0%
10342 Total			10,836	10,725	111	1.0%
11 10344 5401	Audit	Audit Fees	75,000	75,000	-	0.0%
10344 Total			75,000	75,000	-	0.0%
11 10348 5402	Tax Appraisal	Tax Collection Exp	52,389	45,938	6,451	14.0%
11 10348 5403	Tax Appraisal	Tax Appraisal Fees	297,151	284,421	12,730	4.5%
10348 Total			349,540	330,359	19,181	5.8%
11 10350 5132	Campus Police	Classified-P/T	30,000	9,500	20,500	215.8%
11 10350 5226	Campus Police	Office Supplies	150	250	(100)	-40.0%
11 10350 5228	Campus Police	Subscriptions	330	317	13	4.1%
11 10350 5240	Campus Police	Gen Supplies	1,764	5,000	(3,236)	-64.7%
11 10350 5245	Campus Police	Software Licenses	4,436	-	4,436	n/a
11 10350 5262	Campus Police	Uniforms	5,000	3,500	1,500	42.9%
11 10350 5301	Campus Police	Postage Allocation	50	50	-	0.0%
11 10350 5311	Campus Police	Dues & Memberships	200	40	160	400.0%
11 10350 5340	Campus Police	Insurance	100	100	-	0.0%
11 10350 5351	Campus Police	Equipment Rental	-	1,200	(1,200)	-100.0%
11 10350 5362	Campus Police	Equip Repairs	-	50	(50)	-100.0%
11 10350 5371	Campus Police	Equip Maint Agreement	768	768	-	0.0%
11 10350 5383	Campus Police	Operating Lease	989	989	-	0.0%
11 10350 5407	Campus Police	Contract Services	-	2,000	(2,000)	-100.0%
11 10350 5442	Campus Police	Internal Printing	300	400	(100)	-25.0%
11 10350 5512	Campus Police	Telephone-Long Dist	50	50	-	0.0%
11 10350 5514	Campus Police	Cellular Access	2,960	3,300	(340)	-10.3%
10350 Total			47,097	27,514	19,583	71.2%
11 10352 5226	Copy And Mail Ctr	Office Supplies	180	180	-	0.0%
11 10352 5227	Copy And Mail Ctr	Copier Supplies	6,765	7,000	(235)	-3.4%

Current Unrestricted Expenditure Budgets by Department
(Excludes F/T Salaries, Pooled Travel, and Capital)

Fund Dept	Object Dept Desc	Object Desc	FY2018 Budget	FY2017 Orig. Budget	Change from FY17 Orig. Bud	% Change
11 10352	5233 Copy And Mail Ctr	Excess Copier Usage	2,000	2,000	-	0.0%
11 10352	5240 Copy And Mail Ctr	Gen Supplies	500	500	-	0.0%
11 10352	5300 Copy And Mail Ctr	Postage Purchased	40,000	40,000	-	0.0%
11 10352	5301 Copy And Mail Ctr	Postage Allocation	(40,000)	(40,000)	-	0.0%
11 10352	5349 Copy And Mail Ctr	Off Campus Bus Exp	235	-	235	n/a
11 10352	5362 Copy And Mail Ctr	Equip Repairs	400	400	-	0.0%
11 10352	5383 Copy And Mail Ctr	Operating Lease	48,085	48,085	-	0.0%
11 10352	5448 Copy And Mail Ctr	Deptmental Copier Chg Back	(50,000)	(50,000)	-	0.0%
10352 Total			8,165	8,165	-	0.0%
11 10356	5132 Facility Contracts	Classified-P/T	10,500	6,500	4,000	61.5%
11 10356	5226 Facility Contracts	Office Supplies	250	255	(5)	-2.0%
11 10356	5240 Facility Contracts	Gen Supplies	4,500	5,500	(1,000)	-18.2%
11 10356	5262 Facility Contracts	Uniforms	1,450	1,750	(300)	-17.1%
11 10356	5301 Facility Contracts	Postage Allocation	10	10	-	0.0%
11 10356	5357 Facility Contracts	Recycling Expense	3,000	3,500	(500)	-14.3%
11 10356	5370 Facility Contracts	Software Maint Agree	5,196	4,867	329	6.8%
11 10356	5436 Facility Contracts	Custodial-Special Cleaning Fee	500	-	500	n/a
11 10356	5442 Facility Contracts	Internal Printing	100	100	-	0.0%
11 10356	5512 Facility Contracts	Telephone-Long Dist	10	10	-	0.0%
11 10356	5514 Facility Contracts	Cellular Access	1,120	1,013	107	10.6%
10356 Total			26,636	23,505	3,131	13.3%
11 10359	5228 Transportation	Subscriptions	975	-	975	n/a
11 10359	5240 Transportation	Gen Supplies	2,500	2,500	-	0.0%
11 10359	5241 Transportation	Oil And Gas	45,000	70,000	(25,000)	-35.7%
11 10359	5249 Transportation	Small Tools < \$100	350	350	-	0.0%
11 10359	5362 Transportation	Equip Repairs	45,000	47,500	(2,500)	-5.3%
11 10359	5383 Transportation	Operating Lease	7,130	5,998	1,132	18.9%
11 10359	5407 Transportation	Contract Services	2,800	2,800	-	0.0%
11 10359	5440 Transportation	Internal Charge-Back	(55,000)	(74,000)	19,000	-25.7%
11 10359	5514 Transportation	Cellular Access	400	400	-	0.0%
10359 Total			49,155	55,548	(6,393)	-11.5%
11 10360	5223 Info Services	Software & Computer Supplie:	5,000	8,163	(3,163)	-38.7%
11 10360	5370 Info Services	Software Maint Agree	470,172	425,831	44,341	10.4%
11 10360	5407 Info Services	Contract Services	137,550	153,000	(15,450)	-10.1%
10360 Total			612,722	586,994	25,728	4.4%
11 10361	5132 Info Technology	Classified-P/T	20,000	12,000	8,000	66.7%
11 10361	5220 Info Technology	A/V Supplies	2,500	1,500	1,000	66.7%
11 10361	5223 Info Technology	Software & Computer Supplie:	26,065	15,000	11,065	73.8%
11 10361	5226 Info Technology	Office Supplies	1,000	1,000	-	0.0%
11 10361	5228 Info Technology	Subscriptions	8,630	12,630	(4,000)	-31.7%
11 10361	5235 Info Technology	Telephone Supplies	3,000	3,000	-	0.0%
11 10361	5239 Info Technology	Repair Supplies	20,000	15,000	5,000	33.3%
11 10361	5240 Info Technology	Gen Supplies	10,000	10,000	-	0.0%
11 10361	5301 Info Technology	Postage Allocation	50	50	-	0.0%
11 10361	5311 Info Technology	Dues & Memberships	1,600	-	1,600	n/a
11 10361	5349 Info Technology	Off Campus Bus Exp	1,000	1,000	-	0.0%
11 10361	5357 Info Technology	Recycling Expense	-	-	-	n/a
11 10361	5362 Info Technology	Equip Repairs	5,000	5,000	-	0.0%
11 10361	5370 Info Technology	Software Maint Agree	331,400	297,735	33,665	11.3%
11 10361	5371 Info Technology	Equip Maint Agreement	125,000	149,700	(24,700)	-16.5%
11 10361	5407 Info Technology	Contract Services	3,000	3,000	-	0.0%
11 10361	5442 Info Technology	Internal Printing	150	50	100	200.0%
11 10361	5504 Info Technology	Cable TV	9,000	9,480	(480)	-5.1%
11 10361	5512 Info Technology	Telephone-Long Dist	50	50	-	0.0%
11 10361	5514 Info Technology	Cellular Access	360	360	-	0.0%

Current Unrestricted Expenditure Budgets by Department
(Excludes F/T Salaries, Pooled Travel, and Capital)

Fund Dept	Object Dept Desc	Object Desc	FY2018 Budget	FY2017 Orig. Budget	Change from FY17 Orig. Bud	% Change
11 10361	5516 Info Technology	Telephone Line Chgs	56,000	28,100	27,900	99.3%
11 10361	5517 Info Technology	ISP Charges	68,000	54,300	13,700	25.2%
	10361 Total		691,805	618,955	72,850	11.8%
11 10370	5308 Gen Instit Exp	Internal Catering	1,476	-	1,476	n/a
11 10370	5318 Gen Instit Exp	Public Relations	27,591	50,000	(22,409)	-44.8%
11 10370	5408 Gen Instit Exp	Other Prof'L Fees	15,333	2,000	13,333	666.7%
11 10370	5450 Gen Instit Exp	Misc Expense	50,059	8,000	42,059	525.7%
11 10370	5912 Gen Instit Exp	Tuit & Fee Assistance	60,000	60,000	-	0.0%
	10370 Total		154,459	120,000	34,459	28.7%
11 10371	5388 Stu Life Discretionary	Contingent Expnd	10,000	8,000	2,000	25.0%
	10371 Total		10,000	8,000	2,000	25.0%
11 10372	5388 Instruct Discretionary	Contingent Expnd	10,000	8,000	2,000	25.0%
	10372 Total		10,000	8,000	2,000	25.0%
11 10373	5388 Bus Aff Discretionary	Contingent Expnd	10,000	8,000	2,000	25.0%
	10373 Total		10,000	8,000	2,000	25.0%
11 10375	5388 VP Info Tech Discretionary	Contingent Expnd	10,000	8,000	2,000	25.0%
	10375 Total		10,000	8,000	2,000	25.0%
11 10376	5388 President Discretionary	Contingent Expnd	10,000	8,000	2,000	25.0%
	10376 Total		10,000	8,000	2,000	25.0%
11 10378	5388 Inst Effect Discretionary	Contingent Expnd	10,000	8,000	2,000	25.0%
	10378 Total		10,000	8,000	2,000	25.0%
11 10379	5226 SACS	Office Supplies	100	200	(100)	-50.0%
11 10379	5301 SACS	Postage Allocation	50	75	(25)	-33.3%
11 10379	5322 SACS	Special Travel	6,500	6,500	-	0.0%
11 10379	5442 SACS	Internal Printing	50	100	(50)	-50.0%
11 10379	5450 SACS	Misc Expense	50	50	-	0.0%
	10379 Total		6,750	6,925	(175)	-2.5%
11 10390	5388 Contingency	Contingent Expnd	600,000	500,000	100,000	20.0%
11 10390	5392 Contingency	Bud Carry Fwd	-	-	-	n/a
	10390 Total		600,000	500,000	100,000	20.0%
11 10399	5900 Gen Inst Benefit	Health Insur Benefit	2,523,813	2,360,242	163,571	6.9%
11 10399	5902 Gen Inst Benefit	FICA Matching	1,216,032	1,138,969	77,063	6.8%
11 10399	5903 Gen Inst Benefit	Medicare Matching	319,420	297,713	21,707	7.3%
11 10399	5904 Gen Inst Benefit	State Life Ins Benefit	9,767	8,000	1,767	22.1%
11 10399	5907 Gen Inst Benefit	Unemployment Benefits	9,627	9,000	627	7.0%
11 10399	5908 Gen Inst Benefit	Workers Comp Benefits	62,990	62,990	-	0.0%
11 10399	5910 Gen Inst Benefit	Comp Absences Payment	75,000	45,000	30,000	66.7%
11 10399	5920 Gen Inst Benefit	ORP Supplement	29,353	28,000	1,353	4.8%
11 10399	5921 Gen Inst Benefit	ORP Oc	136,427	125,000	11,427	9.1%
11 10399	5930 Gen Inst Benefit	TRS/ORP Non-Gr	52,711	50,000	2,711	5.4%
11 10399	5931 Gen Inst Benefit	TRS/ORP State Shortfall	15,996	15,000	996	6.6%
11 10399	5935 Gen Inst Benefit	TRS New Employment Match	25,000	40,000	(15,000)	-37.5%
11 10399	5936 Gen Inst Benefit	TRS OC	562,246	500,000	62,246	12.4%
11 10399	5950 Gen Inst Benefit	Tax Shelter Annuity	125,000	25,000	100,000	400.0%
	10399 Total		5,163,382	4,704,914	458,468	9.7%
11 20104	5226 VP Student Srv & Enr Mgt	Office Supplies	200	200	-	0.0%
11 20104	5240 VP Student Srv & Enr Mgt	Gen Supplies	200	200	-	0.0%
11 20104	5301 VP Student Srv & Enr Mgt	Postage Allocation	25	25	-	0.0%
11 20104	5308 VP Student Srv & Enr Mgt	Internal Catering	2,000	1,000	1,000	100.0%
11 20104	5318 VP Student Srv & Enr Mgt	Public Relations	150	150	-	0.0%
11 20104	5442 VP Student Srv & Enr Mgt	Internal Printing	150	150	-	0.0%
11 20104	5512 VP Student Srv & Enr Mgt	Telephone-Long Dist	25	25	-	0.0%
	20104 Total		2,750	1,750	1,000	57.1%
11 22100	5151 Records Office	Non-Work Study	10,000	4,000	6,000	150.0%
11 22100	5226 Records Office	Office Supplies	3,000	4,200	(1,200)	-28.6%

Current Unrestricted Expenditure Budgets by Department
(Excludes F/T Salaries, Pooled Travel, and Capital)

Fund Dept	Object Dept Desc	Object Desc	FY2018 Budget	FY2017 Orig. Budget	Change from FY17 Orig. Bud	% Change	
11 22100	5240	Records Office	Gen Supplies	800	1,300	(500)	-38.5%
11 22100	5301	Records Office	Postage Allocation	3,000	3,800	(800)	-21.1%
11 22100	5311	Records Office	Dues & Memberships	255	255	-	0.0%
11 22100	5354	Records Office	Software Rental	6,131	6,131	-	0.0%
11 22100	5383	Records Office	Operating Lease	1,598	2,227	(629)	-28.2%
11 22100	5407	Records Office	Contract Services	15,000	32,500	(17,500)	-53.8%
11 22100	5411	Records Office	External Printing	2,500	2,500	-	0.0%
11 22100	5442	Records Office	Internal Printing	150	200	(50)	-25.0%
11 22100	5512	Records Office	Telephone-Long Dist	150	200	(50)	-25.0%
22100 Total			42,584	57,313	(14,729)	-25.7%	
11 22200	5308	Achieving The Dream	Internal Catering	375	500	(125)	-25.0%
11 22200	5311	Achieving The Dream	Dues & Memberships	10,000	10,000	-	0.0%
11 22200	5349	Achieving The Dream	Off Campus Bus Exp	125	-	125	n/a
22200 Total			10,500	10,500	-	0.0%	
11 22300	5151	Recruitment	Non-Work Study	-	2,500	(2,500)	-100.0%
11 22300	5226	Recruitment	Office Supplies	1,000	1,000	-	0.0%
11 22300	5240	Recruitment	Gen Supplies	1,000	1,000	-	0.0%
11 22300	5301	Recruitment	Postage Allocation	1,000	500	500	100.0%
11 22300	5308	Recruitment	Internal Catering	2,500	2,500	-	0.0%
11 22300	5318	Recruitment	Public Relations	25,000	22,000	3,000	13.6%
11 22300	5342	Recruitment	Special Events	26,000	-	26,000	n/a
11 22300	5348	Recruitment	Perm Basin Fair Expense	4,000	3,000	1,000	33.3%
11 22300	5349	Recruitment	Off Campus Bus Exp	3,000	3,000	-	0.0%
11 22300	5370	Recruitment	Software Maint Agree	25,200	49,292	(24,092)	-48.9%
11 22300	5383	Recruitment	Operating Lease	944	944	-	0.0%
11 22300	5411	Recruitment	External Printing	500	500	-	0.0%
11 22300	5442	Recruitment	Internal Printing	1,500	500	1,000	200.0%
11 22300	5512	Recruitment	Telephone-Long Dist	50	50	-	0.0%
22300 Total			91,694	86,786	4,908	5.7%	
11 22302	5132	Enrollment Services	Classified-P/T	17,700	17,700	-	0.0%
11 22302	5151	Enrollment Services	Non-Work Study	8,000	8,000	-	0.0%
11 22302	5223	Enrollment Services	Software & Computer Supplies	4,200	1,625	2,575	158.5%
11 22302	5226	Enrollment Services	Office Supplies	1,625	1,625	-	0.0%
11 22302	5240	Enrollment Services	Gen Supplies	3,180	2,125	1,055	49.6%
11 22302	5301	Enrollment Services	Postage Allocation	4,000	2,050	1,950	95.1%
11 22302	5308	Enrollment Services	Internal Catering	1,500	1,500	-	0.0%
11 22302	5311	Enrollment Services	Dues & Memberships	3,900	3,000	900	30.0%
11 22302	5370	Enrollment Services	Software Maint Agree	3,000	3,000	-	0.0%
11 22302	5383	Enrollment Services	Operating Lease	2,268	2,268	-	0.0%
11 22302	5411	Enrollment Services	External Printing	200	200	-	0.0%
11 22302	5442	Enrollment Services	Internal Printing	300	500	(200)	-40.0%
11 22302	5512	Enrollment Services	Telephone-Long Dist	100	100	-	0.0%
22302 Total			49,973	43,693	6,280	14.4%	
11 22340	5151	Student Completion	Non-Work Study	55,000	2,500	52,500	2100.0%
11 22340	5223	Student Completion	Software & Computer Supplies	1,200	1,200	-	0.0%
11 22340	5226	Student Completion	Office Supplies	2,700	2,700	-	0.0%
11 22340	5233	Student Completion	Excess Copier Usage	500	300	200	66.7%
11 22340	5240	Student Completion	Gen Supplies	1,800	1,800	-	0.0%
11 22340	5301	Student Completion	Postage Allocation	200	200	-	0.0%
11 22340	5308	Student Completion	Internal Catering	1,000	1,000	-	0.0%
11 22340	5318	Student Completion	Public Relations	800	800	-	0.0%
11 22340	5383	Student Completion	Operating Lease	2,837	3,021	(184)	-6.1%
11 22340	5411	Student Completion	External Printing	-	200	(200)	-100.0%
11 22340	5442	Student Completion	Internal Printing	-	400	(400)	-100.0%
11 22340	5460	Student Completion	Welcome Week Expenses	-	2,000	(2,000)	-100.0%

Current Unrestricted Expenditure Budgets by Department
(Excludes F/T Salaries, Pooled Travel, and Capital)

Fund Dept	Object Dept Desc	Object Desc	FY2018 Budget	FY2017 Orig. Budget	Change from FY17 Orig. Bud	% Change
11 22340	5512 Student Completion	Telephone-Long Dist	-	25	(25)	-100.0%
22340 Total			66,037	16,146	49,891	309.0%
11 22342	5225 Special Population	Instruct Supply	150	150	-	0.0%
11 22342	5226 Special Population	Office Supplies	200	200	-	0.0%
11 22342	5240 Special Population	Gen Supplies	150	150	-	0.0%
11 22342	5301 Special Population	Postage Allocation	20	20	-	0.0%
11 22342	5308 Special Population	Internal Catering	350	350	-	0.0%
11 22342	5311 Special Population	Dues & Memberships	800	800	-	0.0%
11 22342	5349 Special Population	Off Campus Bus Exp	-	60	(60)	-100.0%
11 22342	5407 Special Population	Contract Services	60,000	40,000	20,000	50.0%
11 22342	5442 Special Population	Internal Printing	300	200	100	50.0%
11 22342	5512 Special Population	Telephone-Long Dist	-	20	(20)	-100.0%
22342 Total			61,970	41,950	20,020	47.7%
11 22343	5223 Career & Transfer	Software & Computer Supplies	4,875	4,800	75	1.6%
11 22343	5226 Career & Transfer	Office Supplies	25	25	-	0.0%
11 22343	5240 Career & Transfer	Gen Supplies	140	140	-	0.0%
11 22343	5242 Career & Transfer	Career Fair Expenses	5,000	4,500	500	11.1%
11 22343	5301 Career & Transfer	Postage Allocation	-	50	(50)	-100.0%
11 22343	5349 Career & Transfer	Off Campus Bus Exp	130	120	10	8.3%
11 22343	5442 Career & Transfer	Internal Printing	150	100	50	50.0%
11 22343	5512 Career & Transfer	Telephone-Long Dist	-	20	(20)	-100.0%
22343 Total			10,320	9,755	565	5.8%
11 22346	5226 Veteran Affairs	Office Supplies	200	150	50	33.3%
11 22346	5240 Veteran Affairs	Gen Supplies	300	150	150	100.0%
11 22346	5301 Veteran Affairs	Postage Allocation	10	10	-	0.0%
11 22346	5349 Veteran Affairs	Off Campus Bus Exp	-	20	(20)	-100.0%
11 22346	5442 Veteran Affairs	Internal Printing	65	75	(10)	-13.3%
11 22346	5512 Veteran Affairs	Telephone-Long Dist	20	20	-	0.0%
22346 Total			595	425	170	40.0%
11 22350	5132 Testing	Classified-P/T	15,000	12,000	3,000	25.0%
11 22350	5226 Testing	Office Supplies	1,200	1,200	-	0.0%
11 22350	5233 Testing	Excess Copier Usage	30	30	-	0.0%
11 22350	5240 Testing	Gen Supplies	20,000	18,000	2,000	11.1%
11 22350	5301 Testing	Postage Allocation	200	200	-	0.0%
11 22350	5349 Testing	Off Campus Bus Exp	200	200	-	0.0%
11 22350	5383 Testing	Operating Lease	1,332	1,598	(266)	-16.6%
11 22350	5436 Testing	Custodial-Special Cleaning Fee	1,000	-	1,000	n/a
11 22350	5442 Testing	Internal Printing	200	200	-	0.0%
11 22350	5512 Testing	Telephone-Long Dist	100	100	-	0.0%
22350 Total			39,262	33,528	5,734	17.1%
11 22400	5151 Financial Aid	Non-Work Study	4,000	2,000	2,000	100.0%
11 22400	5223 Financial Aid	Software & Computer Supplies	3,868	1,600	2,268	141.8%
11 22400	5226 Financial Aid	Office Supplies	1,000	1,000	-	0.0%
11 22400	5301 Financial Aid	Postage Allocation	2,000	3,200	(1,200)	-37.5%
11 22400	5311 Financial Aid	Dues & Memberships	1,700	1,700	-	0.0%
11 22400	5349 Financial Aid	Off Campus Bus Exp	-	100	(100)	-100.0%
11 22400	5383 Financial Aid	Operating Lease	1,787	1,787	-	0.0%
11 22400	5411 Financial Aid	External Printing	50	50	-	0.0%
11 22400	5442 Financial Aid	Internal Printing	400	400	-	0.0%
11 22400	5512 Financial Aid	Telephone-Long Dist	30	30	-	0.0%
22400 Total			14,835	11,867	2,968	25.0%
11 22450	5226 Student Accounts	Office Supplies	1,000	1,000	-	0.0%
11 22450	5240 Student Accounts	Gen Supplies	-	3,600	(3,600)	-100.0%
11 22450	5301 Student Accounts	Postage Allocation	600	500	100	20.0%
11 22450	5370 Student Accounts	Software Maint Agree	40,786	41,182	(396)	-1.0%

Current Unrestricted Expenditure Budgets by Department
(Excludes F/T Salaries, Pooled Travel, and Capital)

Fund Dept	Object Dept Desc	Object Desc	FY2018 Budget	FY2017 Orig. Budget	Change from FY17 Orig. Bud	% Change
11 22450	5411 Student Accounts	External Printing	100	100	-	0.0%
11 22450	5428 Student Accounts	Herring Bnk Card Fees	11,000	10,000	1,000	10.0%
11 22450	5429 Student Accounts	Bank Finance Charges	100	100	-	0.0%
11 22450	5430 Student Accounts	ACH Processing Fee	2,500	1,000	1,500	150.0%
11 22450	5434 Student Accounts	Credit Card Merch Fees	100,000	80,000	20,000	25.0%
11 22450	5442 Student Accounts	Internal Printing	25	25	-	0.0%
11 22450	5512 Student Accounts	Telephone-Long Dist	40	40	-	0.0%
22450 Total			156,151	137,547	18,604	13.5%
11 22500	5226 Housing/Jud Affairs	Office Supplies	1,500	1,500	-	0.0%
11 22500	5233 Housing/Jud Affairs	Excess Copier Usage	114	100	14	14.0%
11 22500	5240 Housing/Jud Affairs	Gen Supplies	4,486	4,500	(14)	-0.3%
11 22500	5301 Housing/Jud Affairs	Postage Allocation	200	200	-	0.0%
11 22500	5308 Housing/Jud Affairs	Internal Catering	200	200	-	0.0%
11 22500	5331 Housing/Jud Affairs	Student Travel	2,600	2,000	600	30.0%
11 22500	5349 Housing/Jud Affairs	Off Campus Bus Exp	-	600	(600)	-100.0%
11 22500	5383 Housing/Jud Affairs	Operating Lease	1,825	1,825	-	0.0%
11 22500	5411 Housing/Jud Affairs	External Printing	100	100	-	0.0%
11 22500	5442 Housing/Jud Affairs	Internal Printing	150	150	-	0.0%
11 22500	5512 Housing/Jud Affairs	Telephone-Long Dist	25	25	-	0.0%
11 22500	5514 Housing/Jud Affairs	Cellular Access	800	800	-	0.0%
22500 Total			12,000	12,000	-	0.0%
11 22601	5151 Student Life	Non-Work Study	10,000	10,000	-	0.0%
11 22601	5240 Student Life	Gen Supplies	5,974	6,000	(26)	-0.4%
11 22601	5308 Student Life	Internal Catering	1,075	2,500	(1,425)	-57.0%
11 22601	5342 Student Life	Special Events	6,000	6,000	-	0.0%
11 22601	5349 Student Life	Off Campus Bus Exp	-	-	-	n/a
22601 Total			23,049	24,500	(1,451)	-5.9%
11 22607	5240 Phi Theta Kappa	Gen Supplies	1,400	1,446	(46)	-3.2%
11 22607	5301 Phi Theta Kappa	Postage Allocation	20	4	16	400.0%
11 22607	5308 Phi Theta Kappa	Internal Catering	700	448	252	56.3%
11 22607	5331 Phi Theta Kappa	Student Travel	15,500	13,490	2,010	14.9%
11 22607	5442 Phi Theta Kappa	Internal Printing	500	400	100	25.0%
11 22607	5512 Phi Theta Kappa	Telephone-Long Dist	-	12	(12)	-100.0%
22607 Total			18,120	15,800	2,320	14.7%
11 22614	5314 Student Recognition	Student Recognition Cer Exp	5,000	5,000	-	0.0%
22614 Total			5,000	5,000	-	0.0%
11 30300	5132 Biology	Classified-P/T	2,800	-	2,800	n/a
11 30300	5151 Biology	Non-Work Study	9,300	4,625	4,675	101.1%
11 30300	5223 Biology	Software & Computer Supplies	100	-	100	n/a
11 30300	5225 Biology	Instruct Supply	11,382	8,300	3,082	37.1%
11 30300	5226 Biology	Office Supplies	1,600	1,500	100	6.7%
11 30300	5240 Biology	Gen Supplies	350	300	50	16.7%
11 30300	5301 Biology	Postage Allocation	50	-	50	n/a
11 30300	5311 Biology	Dues & Memberships	500	405	95	23.5%
11 30300	5331 Biology	Student Travel	1,100	3,000	(1,900)	-63.3%
11 30300	5349 Biology	Off Campus Bus Exp	-	300	(300)	-100.0%
11 30300	5362 Biology	Equip Repairs	2,500	2,500	-	0.0%
11 30300	5383 Biology	Operating Lease	1,072	1,072	-	0.0%
11 30300	5415 Biology	Contracted Instruction	9,180	3,510	5,670	161.5%
11 30300	5442 Biology	Internal Printing	200	900	(700)	-77.8%
11 30300	5512 Biology	Telephone-Long Dist	40	20	20	100.0%
30300 Total			40,174	26,432	13,742	52.0%
11 30400	5225 Business Administration	Instruct Supply	-	375	(375)	-100.0%
11 30400	5226 Business Administration	Office Supplies	-	250	(250)	-100.0%
11 30400	5240 Business Administration	Gen Supplies	-	200	(200)	-100.0%

Current Unrestricted Expenditure Budgets by Department
(Excludes F/T Salaries, Pooled Travel, and Capital)

Fund Dept	Object Dept Desc	Object Desc	FY2018 Budget	FY2017 Orig. Budget	Change from FY17 Orig. Bud	% Change
11 30400	5301 Business Administration	Postage Allocation	-	10	(10)	-100.0%
11 30400	5442 Business Administration	Internal Printing	-	200	(200)	-100.0%
30400 Total			-	1,035	(1,035)	-100.0%
11 30501	5223 Communication	Software & Computer Supplies	1,500	-	1,500	n/a
11 30501	5225 Communication	Instruct Supply	2,850	1,850	1,000	54.1%
11 30501	5226 Communication	Office Supplies	200	200	-	0.0%
11 30501	5240 Communication	Gen Supplies	150	150	-	0.0%
11 30501	5301 Communication	Postage Allocation	9	-	9	n/a
11 30501	5308 Communication	Internal Catering	180	-	180	n/a
11 30501	5331 Communication	Student Travel	1,946	1,946	-	0.0%
11 30501	5349 Communication	Off Campus Bus Exp	444	650	(206)	-31.7%
11 30501	5442 Communication	Internal Printing	227	210	17	8.1%
11 30501	5512 Communication	Telephone-Long Dist	25	25	-	0.0%
30501 Total			7,531	5,031	2,500	49.7%
11 30700	5225 Kinesiology	Instruct Supply	3,000	3,000	-	0.0%
11 30700	5226 Kinesiology	Office Supplies	400	300	100	33.3%
11 30700	5240 Kinesiology	Gen Supplies	4,000	4,000	-	0.0%
11 30700	5311 Kinesiology	Dues & Memberships	100	250	(150)	-60.0%
11 30700	5442 Kinesiology	Internal Printing	150	100	50	50.0%
30700 Total			7,650	7,650	-	0.0%
11 30900	5151 Art	Non-Work Study	-	4,300	(4,300)	-100.0%
11 30900	5225 Art	Instruct Supply	8,300	4,850	3,450	71.1%
11 30900	5226 Art	Office Supplies	350	300	50	16.7%
11 30900	5301 Art	Postage Allocation	200	200	-	0.0%
11 30900	5308 Art	Internal Catering	1,000	150	850	566.7%
11 30900	5311 Art	Dues & Memberships	200	-	200	n/a
11 30900	5349 Art	Off Campus Bus Exp	-	250	(250)	-100.0%
11 30900	5407 Art	Contract Services	1,500	1,500	-	0.0%
11 30900	5415 Art	Contracted Instruction	108	108	-	0.0%
11 30900	5442 Art	Internal Printing	300	300	-	0.0%
11 30900	5512 Art	Telephone-Long Dist	50	50	-	0.0%
30900 Total			12,008	12,008	-	0.0%
11 30901	5132 Theater	Classified-P/T	4,600	3,500	1,100	31.4%
11 30901	5225 Theater	Instruct Supply	-	100	(100)	-100.0%
11 30901	5240 Theater	Gen Supplies	7,700	8,000	(300)	-3.8%
11 30901	5311 Theater	Dues & Memberships	-	900	(900)	-100.0%
11 30901	5407 Theater	Contract Services	4,000	3,000	1,000	33.3%
11 30901	5442 Theater	Internal Printing	455	100	355	355.0%
30901 Total			16,755	15,600	1,155	7.4%
11 30902	5132 Music	Classified-P/T	8,026	6,500	1,526	23.5%
11 30902	5223 Music	Software & Computer Supplies	-	200	(200)	-100.0%
11 30902	5225 Music	Instruct Supply	200	200	-	0.0%
11 30902	5226 Music	Office Supplies	650	300	350	116.7%
11 30902	5233 Music	Excess Copier Usage	300	400	(100)	-25.0%
11 30902	5240 Music	Gen Supplies	400	500	(100)	-20.0%
11 30902	5301 Music	Postage Allocation	10	-	10	n/a
11 30902	5311 Music	Dues & Memberships	2,070	1,500	570	38.0%
11 30902	5362 Music	Equip Repairs	7,500	8,000	(500)	-6.3%
11 30902	5383 Music	Operating Lease	2,065	2,065	-	0.0%
11 30902	5415 Music	Contracted Instruction	200	400	(200)	-50.0%
11 30902	5442 Music	Internal Printing	500	-	500	n/a
30902 Total			21,921	20,065	1,856	9.2%
11 30903	5225 Instrumental Music	Instruct Supply	2,500	2,500	-	0.0%
11 30903	5240 Instrumental Music	Gen Supplies	100	300	(200)	-66.7%
11 30903	5308 Instrumental Music	Internal Catering	500	500	-	0.0%

Current Unrestricted Expenditure Budgets by Department
(Excludes F/T Salaries, Pooled Travel, and Capital)

Fund Dept	Object Dept Desc	Object Desc	FY2018 Budget	FY2017 Orig. Budget	Change from FY17 Orig. Bud	% Change
11 30903	5331 Instrumental Music	Student Travel	5,000	5,000	-	0.0%
11 30903	5362 Instrumental Music	Equip Repairs	500	500	-	0.0%
11 30903	5407 Instrumental Music	Contract Services	7,000	8,000	(1,000)	-12.5%
11 30903	5442 Instrumental Music	Internal Printing	-	300	(300)	-100.0%
11 30903	5512 Instrumental Music	Telephone-Long Dist	-	3	(3)	-100.0%
30903 Total			15,600	17,103	(1,503)	-8.8%
11 30904	5225 Vocal Music	Instruct Supply	1,200	1,200	-	0.0%
11 30904	5226 Vocal Music	Office Supplies	-	151	(151)	-100.0%
11 30904	5262 Vocal Music	Uniforms	648	648	-	0.0%
11 30904	5331 Vocal Music	Student Travel	3,000	5,000	(2,000)	-40.0%
11 30904	5349 Vocal Music	Off Campus Bus Exp	100	100	-	0.0%
11 30904	5362 Vocal Music	Equip Repairs	125	128	(3)	-2.3%
11 30904	5407 Vocal Music	Contract Services	4,000	4,000	-	0.0%
11 30904	5442 Vocal Music	Internal Printing	-	250	(250)	-100.0%
11 30904	5512 Vocal Music	Telephone-Long Dist	-	20	(20)	-100.0%
30904 Total			9,073	11,497	(2,424)	-21.1%
11 31000	5415 Foreign Language	Contracted Instruction	432	-	432	n/a
31000 Total			432	-	432	n/a
11 31300	5225 Language & World Cultures	Instruct Supply	3,200	3,200	-	0.0%
11 31300	5226 Language & World Cultures	Office Supplies	625	635	(10)	-1.6%
11 31300	5233 Language & World Cultures	Excess Copier Usage	1,210	1,210	-	0.0%
11 31300	5240 Language & World Cultures	Gen Supplies	2,700	2,700	-	0.0%
11 31300	5301 Language & World Cultures	Postage Allocation	10	-	10	n/a
11 31300	5383 Language & World Cultures	Operating Lease	2,715	2,715	-	0.0%
11 31300	5415 Language & World Cultures	Contracted Instruction	6,048	7,492	(1,444)	-19.3%
11 31300	5442 Language & World Cultures	Internal Printing	900	900	-	0.0%
11 31300	5448 Language & World Cultures	Deptmental Copier Chg Back	(800)	(800)	-	0.0%
11 31300	5512 Language & World Cultures	Telephone-Long Dist	15	15	-	0.0%
31300 Total			16,623	18,067	(1,444)	-8.0%
11 31301	5151 Education	Non-Work Study	3,000	3,000	-	0.0%
11 31301	5225 Education	Instruct Supply	1,200	1,200	-	0.0%
11 31301	5226 Education	Office Supplies	600	600	-	0.0%
11 31301	5233 Education	Excess Copier Usage	300	300	-	0.0%
11 31301	5240 Education	Gen Supplies	975	975	-	0.0%
11 31301	5383 Education	Operating Lease	1,407	1,407	-	0.0%
11 31301	5442 Education	Internal Printing	500	500	-	0.0%
11 31301	5512 Education	Telephone-Long Dist	5	5	-	0.0%
31301 Total			7,987	7,987	-	0.0%
11 31302	5151 Education	Non-Work Study	3,000	3,000	-	0.0%
11 31302	5225 Education	Instruct Supply	300	300	-	0.0%
11 31302	5226 Education	Office Supplies	-	500	(500)	-100.0%
11 31302	5308 Education	Internal Catering	300	300	-	0.0%
11 31302	5318 Education	Public Relations	100	500	(400)	-80.0%
11 31302	5411 Education	External Printing	400	400	-	0.0%
11 31302	5442 Education	Internal Printing	100	100	-	0.0%
31302 Total			4,200	5,100	(900)	-17.6%
11 31500	5225 Math & Engineering	Instruct Supply	475	1,000	(525)	-52.5%
11 31500	5226 Math & Engineering	Office Supplies	700	1,200	(500)	-41.7%
11 31500	5233 Math & Engineering	Excess Copier Usage	700	235	465	197.9%
11 31500	5311 Math & Engineering	Dues & Memberships	500	455	45	9.9%
11 31500	5349 Math & Engineering	Off Campus Bus Exp	1,400	-	1,400	n/a
11 31500	5370 Math & Engineering	Software Maint Agree	2,100	2,550	(450)	-17.6%
11 31500	5383 Math & Engineering	Operating Lease	2,261	2,261	-	0.0%
11 31500	5415 Math & Engineering	Contracted Instruction	5,790	1,296	4,494	346.8%
11 31500	5442 Math & Engineering	Internal Printing	600	1,000	(400)	-40.0%

Current Unrestricted Expenditure Budgets by Department
(Excludes F/T Salaries, Pooled Travel, and Capital)

Fund Dept	Object Dept Desc	Object Desc	FY2018 Budget	FY2017 Orig. Budget	Change from FY17 Orig. Bud	% Change
11 31500	5512 Math & Engineering	Telephone-Long Dist	25	60	(35)	-58.3%
31500 Total			14,551	10,057	4,494	44.7%
11 31501	5225 Devel Math	Instruct Supply	600	600	-	0.0%
11 31501	5226 Devel Math	Office Supplies	210	210	-	0.0%
31501 Total			810	810	-	0.0%
11 31502	5151 GEMS-QEP	Non-Work Study	-	4,000	(4,000)	-100.0%
31502 Total			-	4,000	(4,000)	-100.0%
11 31600	5132 Chemistry	Classified-P/T	3,100	3,100	-	0.0%
11 31600	5225 Chemistry	Instruct Supply	5,000	5,500	(500)	-9.1%
11 31600	5226 Chemistry	Office Supplies	400	400	-	0.0%
11 31600	5227 Chemistry	Copier Supplies	300	300	-	0.0%
11 31600	5362 Chemistry	Equip Repairs	1,000	1,000	-	0.0%
11 31600	5371 Chemistry	Equip Maint Agreement	500	8,500	(8,000)	-94.1%
11 31600	5383 Chemistry	Operating Lease	1,598	1,598	-	0.0%
11 31600	5512 Chemistry	Telephone-Long Dist	10	10	-	0.0%
31600 Total			11,908	20,408	(8,500)	-41.7%
11 31601	5225 Geology	Instruct Supply	5,000	5,000	-	0.0%
11 31601	5226 Geology	Office Supplies	75	75	-	0.0%
11 31601	5331 Geology	Student Travel	1,400	1,400	-	0.0%
11 31601	5442 Geology	Internal Printing	500	500	-	0.0%
11 31601	5512 Geology	Telephone-Long Dist	20	20	-	0.0%
31601 Total			6,995	6,995	-	0.0%
11 31602	5225 Physics	Instruct Supply	2,800	2,800	-	0.0%
11 31602	5226 Physics	Office Supplies	500	500	-	0.0%
11 31602	5349 Physics	Off Campus Bus Exp	500	500	-	0.0%
11 31602	5442 Physics	Internal Printing	350	350	-	0.0%
11 31602	5512 Physics	Telephone-Long Dist	20	20	-	0.0%
31602 Total			4,170	4,170	-	0.0%
11 31700	5225 Psych/Sociology	Instruct Supply	2,175	2,175	-	0.0%
11 31700	5226 Psych/Sociology	Office Supplies	500	500	-	0.0%
11 31700	5240 Psych/Sociology	Gen Supplies	1,324	1,100	224	20.4%
11 31700	5442 Psych/Sociology	Internal Printing	385	385	-	0.0%
11 31700	5512 Psych/Sociology	Telephone-Long Dist	50	50	-	0.0%
31700 Total			4,434	4,210	224	5.3%
11 31900	5225 Social Science	Instruct Supply	1,534	1,530	4	0.3%
11 31900	5226 Social Science	Office Supplies	1,000	300	700	233.3%
11 31900	5233 Social Science	Excess Copier Usage	660	65	595	915.4%
11 31900	5240 Social Science	Gen Supplies	100	100	-	0.0%
11 31900	5301 Social Science	Postage Allocation	7	7	-	0.0%
11 31900	5383 Social Science	Operating Lease	1,111	1,598	(487)	-30.5%
11 31900	5415 Social Science	Contracted Instruction	4,266	4,844	(578)	-11.9%
11 31900	5442 Social Science	Internal Printing	500	1,300	(800)	-61.5%
11 31900	5512 Social Science	Telephone-Long Dist	-	12	(12)	-100.0%
31900 Total			9,178	9,756	(578)	-5.9%
11 33100	5225 Agricultural Science	Instruct Supply	407	500	(93)	-18.6%
11 33100	5226 Agricultural Science	Office Supplies	-	100	(100)	-100.0%
11 33100	5301 Agricultural Science	Postage Allocation	-	7	(7)	-100.0%
11 33100	5311 Agricultural Science	Dues & Memberships	-	300	(300)	-100.0%
11 33100	5331 Agricultural Science	Student Travel	2,500	1,800	700	38.9%
11 33100	5415 Agricultural Science	Contracted Instruction	216	432	(216)	-50.0%
11 33100	5442 Agricultural Science	Internal Printing	-	200	(200)	-100.0%
33100 Total			3,123	3,339	(216)	-6.5%
11 33200	5225 Child Development	Instruct Supply	204	200	4	2.0%
11 33200	5226 Child Development	Office Supplies	196	200	(4)	-2.0%
11 33200	5227 Child Development	Copier Supplies	200	200	-	0.0%

Current Unrestricted Expenditure Budgets by Department
(Excludes F/T Salaries, Pooled Travel, and Capital)

Fund Dept	Object Dept Desc	Object Desc	FY2018 Budget	FY2017 Orig. Budget	Change from FY17 Orig. Bud	% Change
11 33200	5240 Child Development	Gen Supplies	200	200	-	0.0%
11 33200	5442 Child Development	Internal Printing	175	175	-	0.0%
11 33200	5512 Child Development	Telephone-Long Dist	30	30	-	0.0%
33200 Total			1,005	1,005	-	0.0%
11 33210	5225 Culinary Arts	Instruct Supply	90,000	75,000	15,000	20.0%
11 33210	5226 Culinary Arts	Office Supplies	900	500	400	80.0%
11 33210	5240 Culinary Arts	Gen Supplies	1,867	2,000	(133)	-6.7%
11 33210	5311 Culinary Arts	Dues & Memberships	500	500	-	0.0%
11 33210	5371 Culinary Arts	Equip Maint Agreement	5,489	5,505	(16)	-0.3%
11 33210	5417 Culinary Arts	Inspections, License, Reg Fees	499	500	(1)	-0.2%
11 33210	5442 Culinary Arts	Internal Printing	5	-	5	n/a
33210 Total			99,260	84,005	15,255	18.2%
11 33320	5225 Business Leadership	Instruct Supply	-	800	(800)	-100.0%
11 33320	5226 Business Leadership	Office Supplies	-	800	(800)	-100.0%
11 33320	5301 Business Leadership	Postage Allocation	-	20	(20)	-100.0%
11 33320	5442 Business Leadership	Internal Printing	-	120	(120)	-100.0%
11 33320	5512 Business Leadership	Telephone-Long Dist	-	10	(10)	-100.0%
33320 Total			-	1,750	(1,750)	-100.0%
11 33410	5151 Business Professions	Non-Work Study	3,750	3,750	-	0.0%
11 33410	5225 Business Professions	Instruct Supply	3,625	1,700	1,925	113.2%
11 33410	5226 Business Professions	Office Supplies	1,700	700	1,000	142.9%
11 33410	5240 Business Professions	Gen Supplies	200	-	200	n/a
11 33410	5301 Business Professions	Postage Allocation	90	40	50	125.0%
11 33410	5362 Business Professions	Equip Repairs	100	100	-	0.0%
11 33410	5442 Business Professions	Internal Printing	500	100	400	400.0%
11 33410	5512 Business Professions	Telephone-Long Dist	40	20	20	100.0%
33410 Total			10,005	6,410	3,595	56.1%
11 33415	5225 Paralegal Program	Instruct Supply	-	750	(750)	-100.0%
11 33415	5226 Paralegal Program	Office Supplies	-	150	(150)	-100.0%
11 33415	5301 Paralegal Program	Postage Allocation	-	20	(20)	-100.0%
11 33415	5442 Paralegal Program	Internal Printing	-	100	(100)	-100.0%
11 33415	5512 Paralegal Program	Telephone-Long Dist	-	10	(10)	-100.0%
33415 Total			-	1,030	(1,030)	-100.0%
11 33420	5151 Comp & Info Science	Non-Work Study	5,000	5,000	-	0.0%
11 33420	5223 Comp & Info Science	Software & Computer Supplies	12,500	12,500	-	0.0%
11 33420	5225 Comp & Info Science	Instruct Supply	1,600	1,800	(200)	-11.1%
11 33420	5226 Comp & Info Science	Office Supplies	450	450	-	0.0%
11 33420	5301 Comp & Info Science	Postage Allocation	30	30	-	0.0%
11 33420	5442 Comp & Info Science	Internal Printing	150	150	-	0.0%
11 33420	5512 Comp & Info Science	Telephone-Long Dist	25	25	-	0.0%
33420 Total			19,755	19,955	(200)	-1.0%
11 33500	5225 Industrial Welding	Instruct Supply	59,000	55,000	4,000	7.3%
11 33500	5226 Industrial Welding	Office Supplies	1,000	1,000	-	0.0%
11 33500	5240 Industrial Welding	Gen Supplies	600	100	500	500.0%
11 33500	5301 Industrial Welding	Postage Allocation	-	20	(20)	-100.0%
11 33500	5349 Industrial Welding	Off Campus Bus Exp	2,000	2,000	-	0.0%
11 33500	5362 Industrial Welding	Equip Repairs	800	500	300	60.0%
11 33500	5383 Industrial Welding	Operating Lease	1,598	-	1,598	n/a
11 33500	5415 Industrial Welding	Contracted Instruction	3,618	1,836	1,782	97.1%
11 33500	5442 Industrial Welding	Internal Printing	75	75	-	0.0%
11 33500	5512 Industrial Welding	Telephone-Long Dist	-	5	(5)	-100.0%
33500 Total			68,691	60,536	8,155	13.5%
11 33510	5151 Auto & Diesel Tech	Non-Work Study	-	1,000	(1,000)	-100.0%
11 33510	5223 Auto & Diesel Tech	Software & Computer Supplies	9,000	3,000	6,000	200.0%
11 33510	5225 Auto & Diesel Tech	Instruct Supply	16,000	16,000	-	0.0%

Current Unrestricted Expenditure Budgets by Department
(Excludes F/T Salaries, Pooled Travel, and Capital)

Fund Dept	Object Dept Desc	Object Desc	FY2018 Budget	FY2017 Orig. Budget	Change from FY17 Orig. Bud	% Change
11 33510	5226 Auto & Diesel Tech	Office Supplies	700	700	-	0.0%
11 33510	5240 Auto & Diesel Tech	Gen Supplies	15,000	16,000	(1,000)	-6.3%
11 33510	5301 Auto & Diesel Tech	Postage Allocation	-	10	(10)	-100.0%
11 33510	5351 Auto & Diesel Tech	Equipment Rental	5,400	5,400	-	0.0%
11 33510	5362 Auto & Diesel Tech	Equip Repairs	1,250	1,250	-	0.0%
11 33510	5383 Auto & Diesel Tech	Operating Lease	1,072	1,072	-	0.0%
11 33510	5442 Auto & Diesel Tech	Internal Printing	-	125	(125)	-100.0%
11 33510	5512 Auto & Diesel Tech	Telephone-Long Dist	-	5	(5)	-100.0%
33510 Total			48,422	44,562	3,860	8.7%
11 33530	5151 Cosmetology	Non-Work Study	-	-	-	n/a
11 33530	5225 Cosmetology	Instruct Supply	15,400	15,500	(100)	-0.6%
11 33530	5226 Cosmetology	Office Supplies	200	200	-	0.0%
11 33530	5233 Cosmetology	Excess Copier Usage	125	50	75	150.0%
11 33530	5240 Cosmetology	Gen Supplies	2,000	2,000	-	0.0%
11 33530	5301 Cosmetology	Postage Allocation	26	20	6	30.0%
11 33530	5383 Cosmetology	Operating Lease	1,342	1,342	-	0.0%
11 33530	5442 Cosmetology	Internal Printing	150	150	-	0.0%
11 33530	5512 Cosmetology	Telephone-Long Dist	20	20	-	0.0%
33530 Total			19,263	19,282	(19)	-0.1%
11 33540	5225 Fire Tech	Instruct Supply	5,000	5,000	-	0.0%
11 33540	5226 Fire Tech	Office Supplies	400	400	-	0.0%
11 33540	5240 Fire Tech	Gen Supplies	4,300	4,400	(100)	-2.3%
11 33540	5241 Fire Tech	Oil And Gas	1,500	1,500	-	0.0%
11 33540	5262 Fire Tech	Uniforms	1,000	1,000	-	0.0%
11 33540	5265 Fire Tech	Bunker Gear	10,000	10,000	-	0.0%
11 33540	5301 Fire Tech	Postage Allocation	20	50	(30)	-60.0%
11 33540	5362 Fire Tech	Equip Repairs	4,500	4,000	500	12.5%
11 33540	5383 Fire Tech	Operating Lease	2,256	2,256	-	0.0%
11 33540	5407 Fire Tech	Contract Services	8,000	8,000	-	0.0%
11 33540	5424 Fire Tech	Adv-Other	500	500	-	0.0%
11 33540	5442 Fire Tech	Internal Printing	-	50	(50)	-100.0%
11 33540	5512 Fire Tech	Telephone-Long Dist	50	-	50	n/a
33540 Total			37,526	37,156	370	1.0%
11 33550	5225 Criminal Justice	Instruct Supply	1,800	1,800	-	0.0%
11 33550	5226 Criminal Justice	Office Supplies	600	700	(100)	-14.3%
11 33550	5240 Criminal Justice	Gen Supplies	50	50	-	0.0%
11 33550	5301 Criminal Justice	Postage Allocation	50	50	-	0.0%
11 33550	5383 Criminal Justice	Operating Lease	2,280	-	2,280	n/a
11 33550	5411 Criminal Justice	External Printing	150	150	-	0.0%
11 33550	5442 Criminal Justice	Internal Printing	150	150	-	0.0%
11 33550	5512 Criminal Justice	Telephone-Long Dist	20	25	(5)	-20.0%
33550 Total			5,100	2,925	2,175	74.4%
11 33560	5225 Precision Mfg Tech	Instruct Supply	8,000	7,000	1,000	14.3%
11 33560	5226 Precision Mfg Tech	Office Supplies	400	400	-	0.0%
11 33560	5301 Precision Mfg Tech	Postage Allocation	-	25	(25)	-100.0%
11 33560	5362 Precision Mfg Tech	Equip Repairs	1,500	2,500	(1,000)	-40.0%
11 33560	5442 Precision Mfg Tech	Internal Printing	-	100	(100)	-100.0%
11 33560	5512 Precision Mfg Tech	Telephone-Long Dist	-	5	(5)	-100.0%
33560 Total			9,900	10,030	(130)	-1.3%
11 33580	5132 Photography	Classified-P/T	478	-	478	n/a
11 33580	5151 Photography	Non-Work Study	4,922	5,400	(478)	-8.9%
11 33580	5223 Photography	Software & Computer Supplies	4,000	4,000	-	0.0%
11 33580	5225 Photography	Instruct Supply	7,383	7,500	(117)	-1.6%
11 33580	5301 Photography	Postage Allocation	24	24	-	0.0%
11 33580	5311 Photography	Dues & Memberships	500	500	-	0.0%

Current Unrestricted Expenditure Budgets by Department
(Excludes F/T Salaries, Pooled Travel, and Capital)

Fund Dept	Object Dept Desc	Object Desc	FY2018 Budget	FY2017 Orig. Budget	Change from FY17 Orig. Bud	% Change
11 33580	5331 Photography	Student Travel	400	400	-	0.0%
11 33580	5362 Photography	Equip Repairs	617	500	117	23.4%
11 33580	5512 Photography	Telephone-Long Dist	20	20	-	0.0%
33580 Total			18,344	18,344	-	0.0%
11 33595	5225 Occup Safety & Env Tech	Instruct Supply	450	450	-	0.0%
11 33595	5226 Occup Safety & Env Tech	Office Supplies	700	200	500	250.0%
11 33595	5240 Occup Safety & Env Tech	Gen Supplies	240	740	(500)	-67.6%
11 33595	5301 Occup Safety & Env Tech	Postage Allocation	75	75	-	0.0%
11 33595	5442 Occup Safety & Env Tech	Internal Printing	150	150	-	0.0%
11 33595	5512 Occup Safety & Env Tech	Telephone-Long Dist	25	50	(25)	-50.0%
33595 Total			1,640	1,665	(25)	-1.5%
11 33610	5225 Assoc Degree Nursing	Instruct Supply	6,500	8,506	(2,006)	-23.6%
11 33610	5226 Assoc Degree Nursing	Office Supplies	2,500	2,600	(100)	-3.8%
11 33610	5301 Assoc Degree Nursing	Postage Allocation	50	50	-	0.0%
11 33610	5308 Assoc Degree Nursing	Internal Catering	150	150	-	0.0%
11 33610	5311 Assoc Degree Nursing	Dues & Memberships	250	7,500	(7,250)	-96.7%
11 33610	5312 Assoc Degree Nursing	Graduation Expense	500	500	-	0.0%
11 33610	5349 Assoc Degree Nursing	Off Campus Bus Exp	7,075	4,766	2,309	48.4%
11 33610	5362 Assoc Degree Nursing	Equip Repairs	1,500	1,000	500	50.0%
11 33610	5383 Assoc Degree Nursing	Operating Lease	4,833	3,009	1,824	60.6%
11 33610	5410 Assoc Degree Nursing	Accreditation Expenses	5,990	-	5,990	n/a
11 33610	5442 Assoc Degree Nursing	Internal Printing	400	400	-	0.0%
11 33610	5448 Assoc Degree Nursing	Deptmental Copier Chg Back	(8,000)	(8,000)	-	0.0%
11 33610	5512 Assoc Degree Nursing	Telephone-Long Dist	30	30	-	0.0%
33610 Total			21,778	20,511	1,267	6.2%
11 33620	5225 Voc Nursing-Monahans	Instruct Supply	1,400	1,400	-	0.0%
11 33620	5226 Voc Nursing-Monahans	Office Supplies	600	600	-	0.0%
11 33620	5240 Voc Nursing-Monahans	Gen Supplies	1,500	1,500	-	0.0%
11 33620	5301 Voc Nursing-Monahans	Postage Allocation	100	100	-	0.0%
11 33620	5312 Voc Nursing-Monahans	Graduation Expense	300	300	-	0.0%
11 33620	5349 Voc Nursing-Monahans	Off Campus Bus Exp	3,100	2,900	200	6.9%
11 33620	5383 Voc Nursing-Monahans	Operating Lease	2,008	2,008	-	0.0%
11 33620	5442 Voc Nursing-Monahans	Internal Printing	400	500	(100)	-20.0%
11 33620	5512 Voc Nursing-Monahans	Telephone-Long Dist	20	20	-	0.0%
33620 Total			9,428	9,328	100	1.1%
11 33621	5132 Voc Nursing-Andrews	Classified-P/T	9,580	9,580	-	0.0%
11 33621	5225 Voc Nursing-Andrews	Instruct Supply	4,100	3,750	350	9.3%
11 33621	5226 Voc Nursing-Andrews	Office Supplies	1,100	1,500	(400)	-26.7%
11 33621	5240 Voc Nursing-Andrews	Gen Supplies	1,300	1,625	(325)	-20.0%
11 33621	5301 Voc Nursing-Andrews	Postage Allocation	50	50	-	0.0%
11 33621	5312 Voc Nursing-Andrews	Graduation Expense	700	350	350	100.0%
11 33621	5349 Voc Nursing-Andrews	Off Campus Bus Exp	1,500	1,500	-	0.0%
11 33621	5442 Voc Nursing-Andrews	Internal Printing	200	200	-	0.0%
11 33621	5512 Voc Nursing-Andrews	Telephone-Long Dist	780	780	-	0.0%
33621 Total			19,310	19,335	(25)	-0.1%
11 33660	5225 Surgical Tech	Instruct Supply	8,000	8,500	(500)	-5.9%
11 33660	5226 Surgical Tech	Office Supplies	300	400	(100)	-25.0%
11 33660	5240 Surgical Tech	Gen Supplies	200	400	(200)	-50.0%
11 33660	5301 Surgical Tech	Postage Allocation	50	50	-	0.0%
11 33660	5311 Surgical Tech	Dues & Memberships	85	450	(365)	-81.1%
11 33660	5312 Surgical Tech	Graduation Expense	525	-	525	n/a
11 33660	5349 Surgical Tech	Off Campus Bus Exp	1,000	400	600	150.0%
11 33660	5410 Surgical Tech	Accreditation Expenses	2,275	2,350	(75)	-3.2%
11 33660	5442 Surgical Tech	Internal Printing	150	300	(150)	-50.0%
11 33660	5512 Surgical Tech	Telephone-Long Dist	30	30	-	0.0%

Current Unrestricted Expenditure Budgets by Department
(Excludes F/T Salaries, Pooled Travel, and Capital)

Fund Dept	Object Dept Desc	Object Desc	FY2018 Budget	FY2017 Orig. Budget	Change from FY17 Orig. Bud	% Change
33660 Total			12,615	12,880	(265)	-2.1%
11 33680	5225 Radiologic Tech	Instruct Supply	2,725	1,500	1,225	81.7%
11 33680	5226 Radiologic Tech	Office Supplies	900	900	-	0.0%
11 33680	5240 Radiologic Tech	Gen Supplies	200	-	200	n/a
11 33680	5301 Radiologic Tech	Postage Allocation	50	50	-	0.0%
11 33680	5311 Radiologic Tech	Dues & Memberships	600	600	-	0.0%
11 33680	5312 Radiologic Tech	Graduation Expense	700	650	50	7.7%
11 33680	5349 Radiologic Tech	Off Campus Bus Exp	500	500	-	0.0%
11 33680	5362 Radiologic Tech	Equip Repairs	250	250	-	0.0%
11 33680	5371 Radiologic Tech	Equip Maint Agreement	550	550	-	0.0%
11 33680	5410 Radiologic Tech	Accreditation Expenses	3,600	2,100	1,500	71.4%
11 33680	5442 Radiologic Tech	Internal Printing	300	300	-	0.0%
11 33680	5512 Radiologic Tech	Telephone-Long Dist	20	-	20	n/a
33680 Total			10,395	7,400	2,995	40.5%
11 33690	5132 Emerg Med Services	Classified-P/T	-	10,375	(10,375)	-100.0%
11 33690	5223 Emerg Med Services	Software & Computer Supplies	500	500	-	0.0%
11 33690	5225 Emerg Med Services	Instruct Supply	6,000	6,000	-	0.0%
11 33690	5226 Emerg Med Services	Office Supplies	600	600	-	0.0%
11 33690	5240 Emerg Med Services	Gen Supplies	1,450	1,100	350	31.8%
11 33690	5301 Emerg Med Services	Postage Allocation	20	20	-	0.0%
11 33690	5311 Emerg Med Services	Dues & Memberships	650	675	(25)	-3.7%
11 33690	5349 Emerg Med Services	Off Campus Bus Exp	200	750	(550)	-73.3%
11 33690	5362 Emerg Med Services	Equip Repairs	1,300	1,500	(200)	-13.3%
11 33690	5383 Emerg Med Services	Operating Lease	2,256	2,256	-	0.0%
11 33690	5407 Emerg Med Services	Contract Services	4,795	-	4,795	n/a
11 33690	5408 Emerg Med Services	Other Prof'L Fees	5,000	5,000	-	0.0%
11 33690	5410 Emerg Med Services	Accreditation Expenses	1,975	2,000	(25)	-1.3%
11 33690	5415 Emerg Med Services	Contracted Instruction	1,969	1,869	100	5.4%
11 33690	5442 Emerg Med Services	Internal Printing	50	100	(50)	-50.0%
11 33690	5512 Emerg Med Services	Telephone-Long Dist	30	30	-	0.0%
33690 Total			26,795	32,775	(5,980)	-18.2%
11 33691	5225 Physical Therapy Asst	Instruct Supply	2,000	2,000	-	0.0%
11 33691	5226 Physical Therapy Asst	Office Supplies	400	450	(50)	-11.1%
11 33691	5240 Physical Therapy Asst	Gen Supplies	400	450	(50)	-11.1%
11 33691	5301 Physical Therapy Asst	Postage Allocation	40	50	(10)	-20.0%
11 33691	5308 Physical Therapy Asst	Internal Catering	100	200	(100)	-50.0%
11 33691	5311 Physical Therapy Asst	Dues & Memberships	1,888	5,419	(3,531)	-65.2%
11 33691	5331 Physical Therapy Asst	Student Travel	530	270	260	96.3%
11 33691	5349 Physical Therapy Asst	Off Campus Bus Exp	1,300	1,300	-	0.0%
11 33691	5362 Physical Therapy Asst	Equip Repairs	2,250	2,250	-	0.0%
11 33691	5410 Physical Therapy Asst	Accreditation Expenses	4,250	-	4,250	n/a
11 33691	5442 Physical Therapy Asst	Internal Printing	50	100	(50)	-50.0%
11 33691	5512 Physical Therapy Asst	Telephone-Long Dist	10	10	-	0.0%
33691 Total			13,218	12,499	719	5.8%
11 33730	5225 Electrical/Electronics	Instruct Supply	16,085	12,500	3,585	28.7%
11 33730	5226 Electrical/Electronics	Office Supplies	300	300	-	0.0%
11 33730	5240 Electrical/Electronics	Gen Supplies	4,400	4,500	(100)	-2.2%
11 33730	5362 Electrical/Electronics	Equip Repairs	2,000	2,000	-	0.0%
11 33730	5383 Electrical/Electronics	Operating Lease	1,072	-	1,072	n/a
11 33730	5442 Electrical/Electronics	Internal Printing	100	-	100	n/a
33730 Total			23,957	19,300	4,657	24.1%
11 40101	5132 Student Learning Resources	Classified-P/T	347,465	347,465	-	0.0%
11 40101	5151 Student Learning Resources	Non-Work Study	97,375	97,375	-	0.0%
11 40101	5225 Student Learning Resources	Instruct Supply	5,000	5,000	-	0.0%
11 40101	5226 Student Learning Resources	Office Supplies	4,875	4,000	875	21.9%

Current Unrestricted Expenditure Budgets by Department
(Excludes F/T Salaries, Pooled Travel, and Capital)

Fund Dept	Object Dept Desc	Object Desc	FY2018 Budget	FY2017 Orig. Budget	Change from FY17 Orig. Bud	% Change
11 40101	5227 Student Learning Resources	Copier Supplies	1,100	1,200	(100)	-8.3%
11 40101	5240 Student Learning Resources	Gen Supplies	6,500	7,200	(700)	-9.7%
11 40101	5301 Student Learning Resources	Postage Allocation	100	250	(150)	-60.0%
11 40101	5308 Student Learning Resources	Internal Catering	300	300	-	0.0%
11 40101	5311 Student Learning Resources	Dues & Memberships	1,225	1,100	125	11.4%
11 40101	5349 Student Learning Resources	Off Campus Bus Exp	100	-	100	n/a
11 40101	5354 Student Learning Resources	Software Rental	51,440	57,000	(5,560)	-9.8%
11 40101	5383 Student Learning Resources	Operating Lease	2,280	7,457	(5,177)	-69.4%
11 40101	5411 Student Learning Resources	External Printing	100	400	(300)	-75.0%
11 40101	5436 Student Learning Resources	Custodial-Special Cleaning Fee	1,000	-	1,000	n/a
11 40101	5442 Student Learning Resources	Internal Printing	500	1,000	(500)	-50.0%
11 40101	5444 Student Learning Resources	LRC Copier Reimbursement	(2,000)	(7,000)	5,000	-71.4%
11 40101	5448 Student Learning Resources	Deptmental Copier Chg Back	(5,500)	(5,500)	-	0.0%
11 40101	5512 Student Learning Resources	Telephone-Long Dist	10	30	(20)	-66.7%
40101 Total			511,870	517,277	(5,407)	-1.0%
11 40201	5223 OC Global	Software & Computer Supplies	3,500	5,000	(1,500)	-30.0%
11 40201	5225 OC Global	Instruct Supply	1,000	1,000	-	0.0%
11 40201	5240 OC Global	Gen Supplies	3,000	3,000	-	0.0%
40201 Total			7,500	9,000	(1,500)	-16.7%
11 40203	5226 Academic Partnerships	Office Supplies	700	700	-	0.0%
11 40203	5240 Academic Partnerships	Gen Supplies	1,200	1,200	-	0.0%
11 40203	5301 Academic Partnerships	Postage Allocation	252	252	-	0.0%
11 40203	5308 Academic Partnerships	Internal Catering	2,500	2,500	-	0.0%
11 40203	5318 Academic Partnerships	Public Relations	3,200	3,820	(620)	-16.2%
11 40203	5349 Academic Partnerships	Off Campus Bus Exp	2,500	2,500	-	0.0%
11 40203	5442 Academic Partnerships	Internal Printing	1,200	1,200	-	0.0%
11 40203	5465 Academic Partnerships	Outreach Expense	2,000	-	2,000	n/a
11 40203	5512 Academic Partnerships	Telephone-Long Dist	50	50	-	0.0%
11 40203	5514 Academic Partnerships	Cellular Access	600	-	600	n/a
40203 Total			14,202	12,222	1,980	16.2%
11 40206	5226 OCTECHS	Office Supplies	100	100	-	0.0%
11 40206	5240 OCTECHS	Gen Supplies	700	2,000	(1,300)	-65.0%
11 40206	5304 OCTECHS	Culinary Catering	-	500	(500)	-100.0%
11 40206	5308 OCTECHS	Internal Catering	1,000	-	1,000	n/a
11 40206	5442 OCTECHS	Internal Printing	100	100	-	0.0%
40206 Total			1,900	2,700	(800)	-29.6%
11 40301	5223 Dean-Arts & Sciences	Software & Computer Supplies	100	150	(50)	-33.3%
11 40301	5226 Dean-Arts & Sciences	Office Supplies	1,400	1,700	(300)	-17.6%
11 40301	5227 Dean-Arts & Sciences	Copier Supplies	260	715	(455)	-63.6%
11 40301	5308 Dean-Arts & Sciences	Internal Catering	550	200	350	175.0%
11 40301	5311 Dean-Arts & Sciences	Dues & Memberships	75	-	75	n/a
11 40301	5318 Dean-Arts & Sciences	Public Relations	165	165	-	0.0%
11 40301	5442 Dean-Arts & Sciences	Internal Printing	75	150	(75)	-50.0%
11 40301	5512 Dean-Arts & Sciences	Telephone-Long Dist	10	10	-	0.0%
40301 Total			2,635	3,090	(455)	-14.7%
11 40306	5151 Avid	Non-Work Study	-	39,500	(39,500)	-100.0%
11 40306	5311 Avid	Dues & Memberships	-	5,250	(5,250)	-100.0%
11 40306	5318 Avid	Public Relations	1,500	1,500	-	0.0%
11 40306	5322 Avid	Special Travel	9,000	6,500	2,500	38.5%
11 40306	5347 Avid	Avid Discretionary Exp	-	9,000	(9,000)	-100.0%
40306 Total			10,500	61,750	(51,250)	-83.0%
11 40310	5223 Dean Teaching & Learning	Software & Computer Supplies	300	300	-	0.0%
11 40310	5226 Dean Teaching & Learning	Office Supplies	700	700	-	0.0%
11 40310	5227 Dean Teaching & Learning	Copier Supplies	300	300	-	0.0%
11 40310	5240 Dean Teaching & Learning	Gen Supplies	200	200	-	0.0%

Current Unrestricted Expenditure Budgets by Department
(Excludes F/T Salaries, Pooled Travel, and Capital)

Fund Dept	Object Dept Desc	Object Desc	FY2018 Budget	FY2017 Orig. Budget	Change from FY17 Orig. Bud	% Change
11 40310	5301 Dean Teaching & Learning	Postage Allocation	20	20	-	0.0%
11 40310	5308 Dean Teaching & Learning	Internal Catering	2,500	2,000	500	25.0%
11 40310	5349 Dean Teaching & Learning	Off Campus Bus Exp	400	400	-	0.0%
11 40310	5512 Dean Teaching & Learning	Telephone-Long Dist	20	20	-	0.0%
40310 Total			4,440	3,940	500	12.7%
11 40401	5226 Dean Career Tech & Wkfc	Office Supplies	500	600	(100)	-16.7%
11 40401	5227 Dean Career Tech & Wkfc	Copier Supplies	600	700	(100)	-14.3%
11 40401	5233 Dean Career Tech & Wkfc	Excess Copier Usage	600	800	(200)	-25.0%
11 40401	5240 Dean Career Tech & Wkfc	Gen Supplies	230	300	(70)	-23.3%
11 40401	5301 Dean Career Tech & Wkfc	Postage Allocation	10	10	-	0.0%
11 40401	5304 Dean Career Tech & Wkfc	Culinary Catering	1,000	1,000	-	0.0%
11 40401	5308 Dean Career Tech & Wkfc	Internal Catering	6,000	-	6,000	n/a
11 40401	5309 Dean Career Tech & Wkfc	Advisory Committee Exp	600	6,000	(5,400)	-90.0%
11 40401	5311 Dean Career Tech & Wkfc	Dues & Memberships	120	100	20	20.0%
11 40401	5318 Dean Career Tech & Wkfc	Public Relations	800	1,000	(200)	-20.0%
11 40401	5340 Dean Career Tech & Wkfc	Insurance	14,000	14,000	-	0.0%
11 40401	5349 Dean Career Tech & Wkfc	Off Campus Bus Exp	450	600	(150)	-25.0%
11 40401	5383 Dean Career Tech & Wkfc	Operating Lease	5,019	5,019	-	0.0%
11 40401	5426 Dean Career Tech & Wkfc	Promotional Exp	1,000	1,000	-	0.0%
40401 Total			30,929	31,129	(200)	-0.6%
11 40404	5132 Continuing Ed	Classified-P/T	26,700	7,500	19,200	256.0%
11 40404	5151 Continuing Ed	Non-Work Study	2,500	-	2,500	n/a
11 40404	5226 Continuing Ed	Office Supplies	1,800	2,000	(200)	-10.0%
11 40404	5227 Continuing Ed	Copier Supplies	400	400	-	0.0%
11 40404	5240 Continuing Ed	Gen Supplies	600	600	-	0.0%
11 40404	5301 Continuing Ed	Postage Allocation	200	200	-	0.0%
11 40404	5311 Continuing Ed	Dues & Memberships	400	600	(200)	-33.3%
11 40404	5318 Continuing Ed	Public Relations	4,000	5,600	(1,600)	-28.6%
11 40404	5349 Continuing Ed	Off Campus Bus Exp	13,000	1,250	11,750	940.0%
11 40404	5383 Continuing Ed	Operating Lease	2,517	2,517	-	0.0%
11 40404	5436 Continuing Ed	Custodial-Special Cleaning Fee	1,000	600	400	66.7%
11 40404	5442 Continuing Ed	Internal Printing	25	-	25	n/a
40404 Total			53,142	21,267	31,875	149.9%
11 40450	5122 Pecos Center	Professional P/T	17,000	17,000	-	0.0%
11 40450	5132 Pecos Center	Classified-P/T	16,877	17,000	(123)	-0.7%
11 40450	5151 Pecos Center	Non-Work Study	123	-	123	n/a
11 40450	5226 Pecos Center	Office Supplies	500	500	-	0.0%
11 40450	5240 Pecos Center	Gen Supplies	800	800	-	0.0%
11 40450	5311 Pecos Center	Dues & Memberships	150	150	-	0.0%
11 40450	5349 Pecos Center	Off Campus Bus Exp	9,000	9,106	(106)	-1.2%
11 40450	5351 Pecos Center	Equipment Rental	107	-	107	n/a
11 40450	5362 Pecos Center	Equip Repairs	293	400	(107)	-26.8%
11 40450	5383 Pecos Center	Operating Lease	1,759	2,591	(832)	-32.1%
11 40450	5424 Pecos Center	Adv-Other	1,000	1,000	-	0.0%
11 40450	5501 Pecos Center	Electricity	16,000	16,000	-	0.0%
11 40450	5502 Pecos Center	Natural Gas	2,000	2,000	-	0.0%
11 40450	5503 Pecos Center	Water/Sewer	2,100	2,100	-	0.0%
11 40450	5516 Pecos Center	Telephone Line Chgs	4,500	4,500	-	0.0%
11 40450	5517 Pecos Center	ISP Charges	14,130	14,130	-	0.0%
40450 Total			86,339	87,277	(938)	-1.1%
11 40451	5132 Monahans Center	Classified-P/T	4,200	4,200	-	0.0%
11 40451	5362 Monahans Center	Equip Repairs	200	200	-	0.0%
11 40451	5436 Monahans Center	Custodial-Special Cleaning Fee	1,000	1,000	-	0.0%
11 40451	5501 Monahans Center	Electricity	9,000	9,000	-	0.0%
11 40451	5502 Monahans Center	Natural Gas	2,000	2,000	-	0.0%

Current Unrestricted Expenditure Budgets by Department
(Excludes F/T Salaries, Pooled Travel, and Capital)

Fund Dept	Object Dept Desc	Object Desc	FY2018 Budget	FY2017 Orig. Budget	Change from FY17 Orig. Bud	% Change
11 40451	5503 Monahans Center	Water/Sewer	684	684	-	0.0%
11 40451	5516 Monahans Center	Telephone Line Chgs	504	504	-	0.0%
11 40451	5517 Monahans Center	ISP Charges	9,600	9,600	-	0.0%
40451 Total			27,188	27,188	-	0.0%
11 40452	5240 Andrews Center	Gen Supplies	700	700	-	0.0%
11 40452	5301 Andrews Center	Postage Allocation	100	100	-	0.0%
11 40452	5308 Andrews Center	Internal Catering	50	-	50	n/a
11 40452	5318 Andrews Center	Public Relations	450	600	(150)	-25.0%
11 40452	5349 Andrews Center	Off Campus Bus Exp	2,400	2,400	-	0.0%
11 40452	5516 Andrews Center	Telephone Line Chgs	2,100	2,100	-	0.0%
40452 Total			5,800	5,900	(100)	-1.7%
11 40501	5132 Graham Center Ranch	Classified-P/T	11,000	11,000	-	0.0%
11 40501	5151 Graham Center Ranch	Non-Work Study	1,216	-	1,216	n/a
11 40501	5221 Graham Center Ranch	Veterinary Supplies	2,000	2,000	-	0.0%
11 40501	5226 Graham Center Ranch	Office Supplies	200	200	-	0.0%
11 40501	5240 Graham Center Ranch	Gen Supplies	30,000	30,000	-	0.0%
11 40501	5241 Graham Center Ranch	Oil And Gas	3,400	3,400	-	0.0%
11 40501	5301 Graham Center Ranch	Postage Allocation	100	-	100	n/a
11 40501	5349 Graham Center Ranch	Off Campus Bus Exp	3,000	3,000	-	0.0%
11 40501	5362 Graham Center Ranch	Equip Repairs	8,000	8,000	-	0.0%
11 40501	5407 Graham Center Ranch	Contract Services	10,000	5,000	5,000	100.0%
11 40501	5436 Graham Center Ranch	Custodial-Special Cleaning Fee	1,000	-	1,000	n/a
11 40501	5501 Graham Center Ranch	Electricity	32,000	26,000	6,000	23.1%
11 40501	5503 Graham Center Ranch	Water/Sewer	1,400	1,400	-	0.0%
40501 Total			103,316	90,000	13,316	14.8%
11 40505	5132 Childrens Center	Classified-P/T	34,000	34,000	-	0.0%
11 40505	5151 Childrens Center	Non-Work Study	19,000	21,000	(2,000)	-9.5%
11 40505	5226 Childrens Center	Office Supplies	800	800	-	0.0%
11 40505	5227 Childrens Center	Copier Supplies	100	200	(100)	-50.0%
11 40505	5240 Childrens Center	Gen Supplies	9,951	8,000	1,951	24.4%
11 40505	5260 Childrens Center	Groceries	3,000	3,000	-	0.0%
11 40505	5301 Childrens Center	Postage Allocation	100	100	-	0.0%
11 40505	5311 Childrens Center	Dues & Memberships	1,099	500	599	119.8%
11 40505	5342 Childrens Center	Special Events	300	300	-	0.0%
11 40505	5349 Childrens Center	Off Campus Bus Exp	300	500	(200)	-40.0%
11 40505	5362 Childrens Center	Equip Repairs	1,000	1,200	(200)	-16.7%
11 40505	5383 Childrens Center	Operating Lease	1,937	1,937	-	0.0%
11 40505	5407 Childrens Center	Contract Services	400	400	-	0.0%
11 40505	5417 Childrens Center	Inspections, License, Reg Fees	900	750	150	20.0%
11 40505	5442 Childrens Center	Internal Printing	500	700	(200)	-28.6%
11 40505	5512 Childrens Center	Telephone-Long Dist	30	30	-	0.0%
40505 Total			73,417	73,417	-	0.0%
11 55110	5132 Sport Ctr-Facility	Classified-P/T	67,440	65,000	2,440	3.8%
11 55110	5151 Sport Ctr-Facility	Non-Work Study	90,000	35,000	55,000	157.1%
11 55110	5226 Sport Ctr-Facility	Office Supplies	900	400	500	125.0%
11 55110	5227 Sport Ctr-Facility	Copier Supplies	200	200	-	0.0%
11 55110	5240 Sport Ctr-Facility	Gen Supplies	14,855	15,000	(145)	-1.0%
11 55110	5351 Sport Ctr-Facility	Equipment Rental	500	500	-	0.0%
11 55110	5362 Sport Ctr-Facility	Equip Repairs	5,000	5,500	(500)	-9.1%
11 55110	5436 Sport Ctr-Facility	Custodial-Special Cleaning Fee	2,500	4,000	(1,500)	-37.5%
55110 Total			181,395	125,600	55,795	44.4%
11 55111	5055 Sport Ctr-Programs	P/T Instructor (Non-Adj)	111,638	70,000	41,638	59.5%
11 55111	5132 Sport Ctr-Programs	Classified-P/T	10,000	23,000	(13,000)	-56.5%
11 55111	5151 Sport Ctr-Programs	Non-Work Study	15,000	9,000	6,000	66.7%
11 55111	5225 Sport Ctr-Programs	Instruct Supply	22,936	23,000	(64)	-0.3%

Current Unrestricted Expenditure Budgets by Department
(Excludes F/T Salaries, Pooled Travel, and Capital)

Fund Dept	Object Dept Desc	Object Desc	FY2018 Budget	FY2017 Orig. Budget	Change from FY17 Orig. Bud	% Change
11 55111	5226 Sport Ctr-Programs	Office Supplies	200	200	-	0.0%
11 55111	5240 Sport Ctr-Programs	Gen Supplies	1,500	1,500	-	0.0%
11 55111	5301 Sport Ctr-Programs	Postage Allocation	100	100	-	0.0%
11 55111	5308 Sport Ctr-Programs	Internal Catering	64	-	64	n/a
11 55111	5349 Sport Ctr-Programs	Off Campus Bus Exp	500	500	-	0.0%
11 55111	5371 Sport Ctr-Programs	Equip Maint Agreement	500	500	-	0.0%
11 55111	5411 Sport Ctr-Programs	External Printing	1,000	1,000	-	0.0%
11 55111	5442 Sport Ctr-Programs	Internal Printing	1,000	1,000	-	0.0%
11 55111	5512 Sport Ctr-Programs	Telephone-Long Dist	50	50	-	0.0%
55111 Total			164,488	129,850	34,638	26.7%
11 55115	5132 Sports Ctr-Fitness ctr	Classified-P/T	40,215	53,215	(13,000)	-24.4%
11 55115	5151 Sports Ctr-Fitness ctr	Non-Work Study	32,000	19,000	13,000	68.4%
11 55115	5240 Sports Ctr-Fitness ctr	Gen Supplies	1,500	1,500	-	0.0%
11 55115	5301 Sports Ctr-Fitness ctr	Postage Allocation	145	-	145	n/a
11 55115	5362 Sports Ctr-Fitness ctr	Equip Repairs	4,000	4,000	-	0.0%
11 55115	5383 Sports Ctr-Fitness ctr	Operating Lease	52,996	52,996	-	0.0%
55115 Total			130,856	130,711	145	0.1%
11 55116	5151 Sports Ctr Facility Rental	Non-Work Study	2,700	2,700	-	0.0%
55116 Total			2,700	2,700	-	0.0%
11 55135	5240 Visiting Artists	Gen Supplies	50	50	-	0.0%
11 55135	5301 Visiting Artists	Postage Allocation	50	70	(20)	-28.6%
11 55135	5308 Visiting Artists	Internal Catering	320	400	(80)	-20.0%
11 55135	5318 Visiting Artists	Public Relations	50	275	(225)	-81.8%
11 55135	5407 Visiting Artists	Contract Services	2,000	1,600	400	25.0%
11 55135	5442 Visiting Artists	Internal Printing	-	75	(75)	-100.0%
55135 Total			2,470	2,470	-	0.0%
11 55145	5436 DH Auditorium	Custodial-Special Cleaning Fee	500	1,000	(500)	-50.0%
55145 Total			500	1,000	(500)	-50.0%
11 55146	5436 ICA Gym	Custodial-Special Cleaning Fee	250	1,000	(750)	-75.0%
55146 Total			250	1,000	(750)	-75.0%
11 55147	5436 Recital Hall	Custodial-Special Cleaning Fee	1,000	1,400	(400)	-28.6%
55147 Total			1,000	1,400	(400)	-28.6%
11 55148	5436 ET - Saulsbury Room	Custodial-Special Cleaning Fee	1,000	1,000	-	0.0%
55148 Total			1,000	1,000	-	0.0%
11 56101	5055 AEL Discretionary	P/T Instructor (Non-Adj)	25,720	-	25,720	n/a
11 56101	5225 AEL Discretionary	Instruct Supply	800	800	-	0.0%
11 56101	5233 AEL Discretionary	Excess Copier Usage	750	-	750	n/a
11 56101	5240 AEL Discretionary	Gen Supplies	2,050	2,000	50	2.5%
11 56101	5301 AEL Discretionary	Postage Allocation	150	200	(50)	-25.0%
11 56101	5308 AEL Discretionary	Internal Catering	2,500	2,500	-	0.0%
11 56101	5318 AEL Discretionary	Public Relations	100	800	(700)	-87.5%
11 56101	5349 AEL Discretionary	Off Campus Bus Exp	470	570	(100)	-17.5%
11 56101	5383 AEL Discretionary	Operating Lease	2,954	2,954	-	0.0%
11 56101	5442 AEL Discretionary	Internal Printing	2,550	2,500	50	2.0%
11 56101	5512 AEL Discretionary	Telephone-Long Dist	50	50	-	0.0%
56101 Total			38,094	12,374	25,720	207.9%
12 70101	5721 Bskt Men Schl	ATHLETIC SCHOLARSHIPS	143,000	140,000	3,000	2.1%
12 70102	5721 Bskt Wom Schl	ATHLETIC SCHOLARSHIPS	143,000	140,000	3,000	2.1%
12 70104	5721 Baseball Schl	ATHLETIC SCHOLARSHIPS	166,000	164,000	2,000	1.2%
12 70105	5721 Softball Schl	ATHLETIC SCHOLARSHIPS	143,000	140,000	3,000	2.1%
12 70106	5721 Golf Schl	ATHLETIC SCHOLARSHIPS	70,000	69,000	1,000	1.4%
12 70107	5721 Volleyball Schl	ATHLETIC SCHOLARSHIPS	93,000	92,000	1,000	1.1%
12 70109	5721 Rodeo Schl	ATHLETIC SCHOLARSHIPS	151,000	140,000	11,000	7.9%
12 70111	5721 X-Cntry Schl	ATHLETIC SCHOLARSHIPS	67,000	66,000	1,000	1.5%
12 70114	5721 Trainer Schl	ATHLETIC SCHOLARSHIPS	45,000	44,000	1,000	2.3%

Current Unrestricted Expenditure Budgets by Department
(Excludes F/T Salaries, Pooled Travel, and Capital)

Fund Dept	Object Dept Desc	Object Desc	FY2018 Budget	FY2017 Orig. Budget	Change from FY17 Orig. Bud	% Change
12	70115 5721 Cheer Schl	ATHLETIC SCHOLARSHIPS	140,000	138,000	2,000	1.4%
	70100 Total		1,161,000	1,133,000	28,000	2.5%
12	70200 5721 OC Inst Schol	T/F Scholarship	22,600	22,600	-	0.0%
12	70201 5721 OC Texas Scholars	T/F Scholarship	5,000	12,600	(7,600)	-60.3%
12	70202 5721 OC Acad Schl	T/F Scholarship	60,000	60,000	-	0.0%
12	70204 5721 OC Art Schl	T/F Scholarship	15,000	15,000	-	0.0%
12	70206 5721 OC CE Schl	T/F Scholarship	34,000	34,000	-	0.0%
12	70210 5721 OC Theater Schl	T/F Scholarship	7,000	7,000	-	0.0%
12	70211 5721 OC Honors Schl	T/F Scholarship	22,000	22,000	-	0.0%
12	70214 5721 OC Piano Schl	T/F Scholarship	10,500	10,500	-	0.0%
12	70216 5721 OC Band Schl	T/F Scholarship	17,000	17,000	-	0.0%
12	70217 5721 OC Strings Schl	T/F Scholarship	1,200	1,200	-	0.0%
12	70218 5721 OC Choir Schl	T/F Scholarship	45,000	45,000	-	0.0%
12	70219 5721 OC Photo Schl	T/F Scholarship	10,000	10,000	-	0.0%
12	70221 5721 OC Pres Schl	T/F Scholarship	30,000	30,000	-	0.0%
12	70223 5721 OC Finish Line Schol	T/F Scholarship	11,600	11,600	-	0.0%
12	70228 5721 OC RA Scholarship	T/F Scholarship	10,000	10,000	-	0.0%
12	70260 5721 College Now Schol	T/F Scholarship	84,000	84,000	-	0.0%
	70200 Total		84,000	392,500	(7,600)	-78.6%
13	31000 5055 Foreign Language	P/T Instructor (Non-Adj)	5,850	5,850	-	0.0%
13	31000 5225 Foreign Language	Instruct Supply	100	100	-	0.0%
	31000 Total		5,950	5,950	-	0.0%
13	33410 5055 Business Professions	P/T Instructor (Non-Adj)	3,700	3,700	-	0.0%
13	33410 5225 Business Professions	Instruct Supply	100	100	-	0.0%
	33410 Total		3,800	3,800	-	0.0%
13	33610 5055 Assoc Degree Nursing	P/T Instructor (Non-Adj)	-	2,400	(2,400)	-100.0%
13	33610 5225 Assoc Degree Nursing	Instruct Supply	-	2,872	(2,872)	-100.0%
	33610 Total		-	5,272	(5,272)	-100.0%
13	33640 5055 Clinical Lab Science	P/T Instructor (Non-Adj)	12,000	7,560	4,440	58.7%
13	33640 5225 Clinical Lab Science	Instruct Supply	8,200	8,200	-	0.0%
13	33640 5308 Clinical Lab Science	Internal Catering	-	225	(225)	-100.0%
13	33640 5442 Clinical Lab Science	Internal Printing	100	-	100	n/a
	33640 Total		20,300	15,985	4,315	27.0%
13	33690 5055 Emerg Med Services	P/T Instructor (Non-Adj)	6,000	2,500	3,500	140.0%
13	33690 5225 Emerg Med Services	Instruct Supply	8,000	6,000	2,000	33.3%
13	33690 5301 Emerg Med Services	Postage Allocation	50	20	30	150.0%
	33690 Total		14,050	8,520	5,530	64.9%
13	33810 5055 Nurse Aide CE	P/T Instructor (Non-Adj)	61,200	63,600	(2,400)	-3.8%
13	33810 5225 Nurse Aide CE	Instruct Supply	5,000	5,000	-	0.0%
13	33810 5226 Nurse Aide CE	Office Supplies	150	150	-	0.0%
13	33810 5301 Nurse Aide CE	Postage Allocation	150	120	30	25.0%
13	33810 5308 Nurse Aide CE	Internal Catering	425	425	-	0.0%
13	33810 5349 Nurse Aide CE	Off Campus Bus Exp	-	1,285	(1,285)	-100.0%
13	33810 5415 Nurse Aide CE	Contracted Instruction	5,000	-	5,000	n/a
13	33810 5416 Nurse Aide CE	Testing Services	18,000	7,980	10,020	125.6%
13	33810 5442 Nurse Aide CE	Internal Printing	150	100	50	50.0%
	33810 Total		90,075	78,660	11,415	14.5%
13	33820 5225 Dental Assist CE	Instruct Supply	5,000	5,000	-	0.0%
13	33820 5301 Dental Assist CE	Postage Allocation	20	20	-	0.0%
13	33820 5415 Dental Assist CE	Contracted Instruction	2,000	16,020	(14,020)	-87.5%
13	33820 5442 Dental Assist CE	Internal Printing	100	100	-	0.0%
	33820 Total		7,120	21,140	(14,020)	-66.3%
13	33830 5055 Pharmacy Tech CE	P/T Instructor (Non-Adj)	9,100	9,100	-	0.0%
13	33830 5225 Pharmacy Tech CE	Instruct Supply	500	500	-	0.0%
13	33830 5301 Pharmacy Tech CE	Postage Allocation	100	100	-	0.0%

Current Unrestricted Expenditure Budgets by Department
(Excludes F/T Salaries, Pooled Travel, and Capital)

Fund Dept	Object Dept Desc	Object Desc	FY2018 Budget	FY2017 Orig. Budget	Change from FY17 Orig. Bud	% Change
13	33830 5410 Pharmacy Tech CE	Accreditation Expenses	12,000	12,000	-	0.0%
	33830 Total		21,700	21,700	-	0.0%
13	33845 5055 Massage Therapy CE	P/T Instructor (Non-Adj)	18,200	18,200	-	0.0%
13	33845 5225 Massage Therapy CE	Instruct Supply	3,300	2,200	1,100	50.0%
13	33845 5301 Massage Therapy CE	Postage Allocation	32	32	-	0.0%
13	33845 5308 Massage Therapy CE	Internal Catering	800	-	800	n/a
13	33845 5319 Massage Therapy CE	Staff Training	1,000	1,000	-	0.0%
13	33845 5442 Massage Therapy CE	Internal Printing	35	-	35	n/a
	33845 Total		23,367	21,432	1,935	9.0%
14	30400 5055 Business Administration	P/T Instructor (Non-Adj)	400	500	(100)	-20.0%
14	30400 5225 Business Administration	Instruct Supply	200	300	(100)	-33.3%
14	30400 5318 Business Administration	Public Relations	100	150	(50)	-33.3%
	30400 Total		700	950	(250)	-26.3%
14	31000 5055 Foreign Language	P/T Instructor (Non-Adj)	600	600	-	0.0%
	31000 Total		600	600	-	0.0%
14	33200 5055 Child Development	P/T Instructor (Non-Adj)	500	-	500	n/a
	33200 Total		500	-	500	n/a
14	33210 5055 Culinary Arts	P/T Instructor (Non-Adj)	2,500	2,500	-	0.0%
14	33210 5225 Culinary Arts	Instruct Supply	800	800	-	0.0%
14	33210 5301 Culinary Arts	Postage Allocation	10	-	10	n/a
14	33210 5318 Culinary Arts	Public Relations	100	200	(100)	-50.0%
14	33210 5442 Culinary Arts	Internal Printing	100	200	(100)	-50.0%
	33210 Total		3,510	3,700	(190)	-5.1%
14	33330 5055 Professional Development (CE)	P/T Instructor (Non-Adj)	1,500	1,500	-	0.0%
14	33330 5225 Professional Development (CE)	Instruct Supply	400	400	-	0.0%
14	33330 5318 Professional Development (CE)	Public Relations	200	200	-	0.0%
14	33330 5442 Professional Development (CE)	Internal Printing	100	100	-	0.0%
	33330 Total		2,200	2,200	-	0.0%
14	33420 5055 Comp & Info Science	P/T Instructor (Non-Adj)	6,000	6,000	-	0.0%
14	33420 5225 Comp & Info Science	Instruct Supply	500	300	200	66.7%
14	33420 5226 Comp & Info Science	Office Supplies	100	100	-	0.0%
14	33420 5318 Comp & Info Science	Public Relations	150	300	(150)	-50.0%
	33420 Total		6,750	6,700	50	0.7%
14	33580 5055 Photography	P/T Instructor (Non-Adj)	2,000	600	1,400	233.3%
14	33580 5301 Photography	Postage Allocation	35	100	(65)	-65.0%
	33580 Total		2,035	700	1,335	190.7%
14	33812 5055 Arts/Crafts	P/T Instructor (Non-Adj)	-	600	(600)	-100.0%
14	33812 5225 Arts/Crafts	Instruct Supply	-	400	(400)	-100.0%
	33812 Total		-	1,000	(1,000)	-100.0%
14	53100 5055 Arts/Crafts N/F CE	P/T Instructor (Non-Adj)	2,500	2,500	-	0.0%
14	53100 5225 Arts/Crafts N/F CE	Instruct Supply	-	1,000	(1,000)	-100.0%
14	53100 5301 Arts/Crafts N/F CE	Postage Allocation	-	100	(100)	-100.0%
14	53100 5442 Arts/Crafts N/F CE	Internal Printing	-	100	(100)	-100.0%
	53100 Total		2,500	3,700	(1,200)	-32.4%
14	53120 5055 Drivers Ed N/F CE	P/T Instructor (Non-Adj)	90,000	92,000	(2,000)	-2.2%
14	53120 5225 Drivers Ed N/F CE	Instruct Supply	1,500	1,500	-	0.0%
14	53120 5226 Drivers Ed N/F CE	Office Supplies	500	500	-	0.0%
14	53120 5240 Drivers Ed N/F CE	Gen Supplies	2,000	1,200	800	66.7%
14	53120 5241 Drivers Ed N/F CE	Oil And Gas	20,000	15,000	5,000	33.3%
14	53120 5308 Drivers Ed N/F CE	Internal Catering	900	550	350	63.6%
14	53120 5442 Drivers Ed N/F CE	Internal Printing	600	600	-	0.0%
	53120 Total		115,500	111,350	4,150	3.7%
14	53140 5055 Travel Study N/F CE	P/T Instructor (Non-Adj)	1,500	1,500	-	0.0%
14	53140 5225 Travel Study N/F CE	Instruct Supply	4,000	4,000	-	0.0%
	53140 Total		5,500	5,500	-	0.0%

Current Unrestricted Expenditure Budgets by Department
(Excludes F/T Salaries, Pooled Travel, and Capital)

Fund Dept	Object Dept Desc	Object Desc	FY2018 Budget	FY2017 Orig. Budget	Change from FY17 Orig. Bud	% Change
14	53150 5055 Youth Programs N/F	P/T Instructor (Non-Adj)	5,500	3,200	2,300	71.9%
14	53150 5132 Youth Programs N/F	Classified-P/T	1,000	1,150	(150)	-13.0%
14	53150 5225 Youth Programs N/F	Instruct Supply	4,500	6,000	(1,500)	-25.0%
14	53150 5301 Youth Programs N/F	Postage Allocation	25	-	25	n/a
14	53150 5308 Youth Programs N/F	Internal Catering	950	-	950	n/a
	53150 Total		11,975	10,350	1,625	15.7%
14	53902 5055 Music N/F CE	P/T Instructor (Non-Adj)	4,000	5,000	(1,000)	-20.0%
	53902 Total		4,000	5,000	(1,000)	-20.0%
15	33500 5225 Industrial Welding	Instruct Supply	200	200	-	0.0%
15	33500 5318 Industrial Welding	Public Relations	100	100	-	0.0%
	33500 Total		300	300	-	0.0%
15	33510 5225 Auto & Diesel Tech	Instruct Supply	50	50	-	0.0%
	33510 Total		50	50	-	0.0%
15	33590 5225 HVAC	Instruct Supply	3,000	3,000	-	0.0%
15	33590 5240 HVAC	Gen Supplies	1,800	1,800	-	0.0%
15	33590 5415 HVAC	Contracted Instruction	8,000	8,000	-	0.0%
15	33590 5442 HVAC	Internal Printing	20	-	20	n/a
	33590 Total		12,820	12,800	20	0.2%
15	33595 5225 Occup Safety & Env Tech	Instruct Supply	1,000	-	1,000	n/a
15	33595 5301 Occup Safety & Env Tech	Postage Allocation	25	-	25	n/a
15	33595 5415 Occup Safety & Env Tech	Contracted Instruction	30,000	20,000	10,000	50.0%
	33595 Total		31,025	20,000	11,025	55.1%
15	33730 5225 Electrical/Electronics	Instruct Supply	2,200	-	2,200	n/a
15	33730 5301 Electrical/Electronics	Postage Allocation	25	-	25	n/a
15	33730 5415 Electrical/Electronics	Contracted Instruction	7,000	7,000	-	0.0%
	33730 Total		9,225	7,000	2,225	31.8%
15	33735 5055 Elect Lineman	P/T Instructor (Non-Adj)	44,810	-	44,810	n/a
15	33735 5225 Elect Lineman	Instruct Supply	4,000	-	4,000	n/a
15	33735 5301 Elect Lineman	Postage Allocation	120	-	120	n/a
15	33735 5356 Elect Lineman	Land Rental	5,000	-	5,000	n/a
	33735 Total		53,930	-	53,930	n/a
15	33750 5340 Petroleum Tech	Insurance	1,093	-	1,093	n/a
15	33750 5415 Petroleum Tech	Contracted Instruction	60,000	60,000	-	0.0%
	33750 Total		61,093	60,000	1,093	1.8%
15	33870 5318 Truck Driver CE	Public Relations	100	100	-	0.0%
15	33870 5415 Truck Driver CE	Contracted Instruction	275,000	275,000	-	0.0%
15	33870 5442 Truck Driver CE	Internal Printing	100	100	-	0.0%
	33870 Total		275,200	275,200	-	0.0%
15	53380 5415 Personal Development	Contracted Instruction	6,000	12,600	(6,600)	-52.4%
	53380 Total		6,000	12,600	(6,600)	-52.4%
16	53890 5055 Basic Skills N/F CE	P/T Instructor (Non-Adj)	9,900	10,000	(100)	-1.0%
16	53890 5301 Basic Skills N/F CE	Postage Allocation	100	-	100	n/a
	53890 Total		10,000	10,000	-	0.0%
17	33550 5055 Criminal Justice	P/T Instructor (Non-Adj)	14,585	750	13,835	1844.7%
	33550 Total		14,585	750	13,835	1844.7%
17	33551 5055 Law Enforcement Training Acade	P/T Instructor (Non-Adj)	21,425	8,000	13,425	167.8%
17	33551 5223 Law Enforcement Training Acade	Software & Computer Supplies	159	-	159	n/a
17	33551 5225 Law Enforcement Training Acade	Instruct Supply	3,015	-	3,015	n/a
17	33551 5241 Law Enforcement Training Acade	Oil And Gas	3,000	-	3,000	n/a
17	33551 5301 Law Enforcement Training Acade	Postage Allocation	200	-	200	n/a
17	33551 5311 Law Enforcement Training Acade	Dues & Memberships	9,045	-	9,045	n/a
17	33551 5410 Law Enforcement Training Acade	Accreditation Expenses	300	-	300	n/a
17	33551 5450 Law Enforcement Training Acade	Misc Expense	1,829	20,000	(18,171)	-90.9%
	33551 Total		38,973	28,000	10,973	39.2%
18	66601 5226 Phys Plt Adm	Office Supplies	1,000	1,000	-	0.0%

Current Unrestricted Expenditure Budgets by Department
(Excludes F/T Salaries, Pooled Travel, and Capital)

Fund Dept	Object Dept Desc	Object Desc	FY2018 Budget	FY2017 Orig. Budget	Change from FY17 Orig. Bud	% Change
18 66601	5262 Phys Plt Adm	Uniforms	9,515	9,000	515	5.7%
18 66601	5301 Phys Plt Adm	Postage Allocation	30	30	-	0.0%
18 66601	5370 Phys Plt Adm	Software Maint Agree	7,680	6,351	1,329	20.9%
18 66601	5383 Phys Plt Adm	Operating Lease	1,072	1,072	-	0.0%
18 66601	5442 Phys Plt Adm	Internal Printing	30	30	-	0.0%
18 66601	5512 Phys Plt Adm	Telephone-Long Dist	25	25	-	0.0%
18 66601	5514 Phys Plt Adm	Cellular Access	1,617	1,617	-	0.0%
66601 Total			20,969	19,125	1,844	9.6%
18 66602	5340 Prop Insur	Insurance	212,364	194,431	17,933	9.2%
66602 Total			212,364	194,431	17,933	9.2%
18 66603	5240 Gen Maint	Gen Supplies	2,000	2,000	-	0.0%
18 66603	5249 Gen Maint	Small Tools < \$100	1,850	650	1,200	184.6%
18 66603	5351 Gen Maint	Equipment Rental	23,820	16,320	7,500	46.0%
18 66603	5360 Gen Maint	Exterminating	9,800	9,800	-	0.0%
18 66603	5362 Gen Maint	Equip Repairs	108,000	108,000	-	0.0%
18 66603	5371 Gen Maint	Equip Maint Agreement	82,300	82,381	(81)	-0.1%
18 66603	5407 Gen Maint	Contract Services	45,000	24,000	21,000	87.5%
18 66603	5417 Gen Maint	Inspections, License, Reg Fees	32,995	22,755	10,240	45.0%
18 66603	5514 Gen Maint	Cellular Access	2,884	2,884	-	0.0%
66603 Total			308,649	268,790	39,859	14.8%
18 66604	5240 Custodial	Gen Supplies	2,000	2,000	-	0.0%
18 66604	5407 Custodial	Contract Services	704,677	666,000	38,677	5.8%
18 66604	5436 Custodial	Custodial-Special Cleaning Fee	20,000	24,000	(4,000)	-16.7%
66604 Total			726,677	692,000	34,677	5.0%
18 66605	5132 Grounds	Classified-P/T	50,000	40,000	10,000	25.0%
18 66605	5240 Grounds	Gen Supplies	16,875	16,875	-	0.0%
18 66605	5249 Grounds	Small Tools < \$100	150	150	-	0.0%
18 66605	5305 Grounds	Baseball Field Expenses	8,000	8,500	(500)	-5.9%
18 66605	5306 Grounds	Softball Field Expense	4,500	5,000	(500)	-10.0%
18 66605	5307 Grounds	Driving Range Expense	3,500	3,000	500	16.7%
18 66605	5351 Grounds	Equipment Rental	9,000	9,000	-	0.0%
18 66605	5362 Grounds	Equip Repairs	15,000	15,000	-	0.0%
18 66605	5365 Grounds	Parking Lot Repairs	12,000	20,000	(8,000)	-40.0%
18 66605	5407 Grounds	Contract Services	1,500	-	1,500	n/a
18 66605	5514 Grounds	Cellular Access	2,700	2,264	436	19.3%
66605 Total			123,225	119,789	3,436	2.9%
18 66606	5501 Utilities	Electricity	725,000	750,000	(25,000)	-3.3%
18 66606	5502 Utilities	Natural Gas	130,000	110,000	20,000	18.2%
18 66606	5503 Utilities	Water/Sewer	165,000	165,000	-	0.0%
66606 Total			1,020,000	1,025,000	(5,000)	-0.5%
18 66608	5240 Construction	Gen Supplies	21,000	17,000	4,000	23.5%
18 66608	5249 Construction	Small Tools < \$100	2,100	500	1,600	320.0%
18 66608	5266 Construction	Paint & Supplies	8,000	9,500	(1,500)	-15.8%
18 66608	5514 Construction	Cellular Access	2,500	2,500	-	0.0%
66608 Total			33,600	29,500	4,100	13.9%
20 92000	5240 Globe Theater	Gen Supplies	500	500	-	0.0%
20 92000	5308 Globe Theater	Internal Catering	600	600	-	0.0%
20 92000	5383 Globe Theater	Operating Lease	3,500	3,500	-	0.0%
20 92000	5436 Globe Theater	Custodial-Special Cleaning Fee	4,000	4,000	-	0.0%
20 92000	5450 Globe Theater	Misc Expense	3,650	3,650	-	0.0%
92000 Total			12,250	12,250	-	0.0%
20 92001	5436 Anne Hathaway Cottage	Custodial-Special Cleaning Fee	500	250	250	100.0%
92001 Total			500	250	250	100.0%
20 92002	5436 Black Box Theater	Custodial-Special Cleaning Fee	1,500	1,000	500	50.0%
92002 Total			1,500	1,000	500	50.0%

Current Unrestricted Expenditure Budgets by Department
(Excludes F/T Salaries, Pooled Travel, and Capital)

Fund Dept	Object Dept Desc	Object Desc	FY2018 Budget	FY2017 Orig. Budget	Change from FY17 Orig. Bud	% Change
21	92100 5699 O'Cuisine	Cost Of Goods Sold	-	5,600	(5,600)	-100.0%
	92100 Total		-	5,600	(5,600)	-100.0%
21	92101 5132 Grab & Go	Classified-P/T	-	15,000	(15,000)	-100.0%
21	92101 5151 Grab & Go	Non-Work Study	5,000	5,000	-	0.0%
21	92101 5699 Grab & Go	Cost Of Goods Sold	18,200	12,600	5,600	44.4%
21	92101 5903 Grab & Go	Medicare Matching	276	276	-	0.0%
	92101 Total		23,476	32,876	(9,400)	-28.6%
21	92102 5699 Catering	Cost Of Goods Sold	3,500	3,500	-	0.0%
	92102 Total		3,500	3,500	-	0.0%
22	92200 5132 Ath Director	Classified-P/T	500	1,000	(500)	-50.0%
22	92200 5151 Ath Director	Non-Work Study	1,000	2,000	(1,000)	-50.0%
22	92200 5226 Ath Director	Office Supplies	500	500	-	0.0%
22	92200 5262 Ath Director	Uniforms	32,000	31,000	1,000	3.2%
22	92200 5301 Ath Director	Postage Allocation	100	100	-	0.0%
22	92200 5311 Ath Director	Dues & Memberships	500	500	-	0.0%
22	92200 5318 Ath Director	Public Relations	2,000	2,000	-	0.0%
22	92200 5383 Ath Director	Operating Lease	1,945	1,945	-	0.0%
22	92200 5407 Ath Director	Contract Services	45,500	42,500	3,000	7.1%
22	92200 5411 Ath Director	External Printing	500	1,000	(500)	-50.0%
22	92200 5426 Ath Director	Promotional Exp	2,000	2,000	-	0.0%
22	92200 5442 Ath Director	Internal Printing	500	500	-	0.0%
22	92200 5470 Ath Director	Budg Pool Post Conf Travel	35,000	35,000	-	0.0%
22	92200 5512 Ath Director	Telephone-Long Dist	100	100	-	0.0%
22	92200 5900 Ath Director	Health Insur Benefit	55,832	55,832	-	0.0%
22	92200 5902 Ath Director	FICA Matching	26,959	26,959	-	0.0%
22	92200 5903 Ath Director	Medicare Matching	6,415	6,415	-	0.0%
	92200 Total		211,351	209,351	2,000	1.0%
22	92201 5226 Basketball Men	Office Supplies	50	50	-	0.0%
22	92201 5240 Basketball Men	Gen Supplies	5,750	5,500	250	4.5%
22	92201 5325 Basketball Men	Recruiting Travel	14,000	13,500	500	3.7%
22	92201 5333 Basketball Men	Game Travel	18,000	17,000	1,000	5.9%
22	92201 5512 Basketball Men	Telephone-Long Dist	-	50	(50)	-100.0%
	92201 Total		37,800	36,100	1,700	4.7%
22	92202 5240 Basketball Women	Gen Supplies	6,500	6,000	500	8.3%
22	92202 5301 Basketball Women	Postage Allocation	-	100	(100)	-100.0%
22	92202 5325 Basketball Women	Recruiting Travel	8,500	6,700	1,800	26.9%
22	92202 5333 Basketball Women	Game Travel	22,000	17,500	4,500	25.7%
22	92202 5349 Basketball Women	Off Campus Bus Exp	150	180	(30)	-16.7%
22	92202 5512 Basketball Women	Telephone-Long Dist	-	100	(100)	-100.0%
	92202 Total		37,150	30,580	6,570	21.5%
22	92204 5240 Baseball	Gen Supplies	14,500	12,500	2,000	16.0%
22	92204 5301 Baseball	Postage Allocation	25	25	-	0.0%
22	92204 5325 Baseball	Recruiting Travel	10,000	10,000	-	0.0%
22	92204 5333 Baseball	Game Travel	22,000	20,500	1,500	7.3%
22	92204 5436 Baseball	Custodial-Special Cleaning Fee	3,000	-	3,000	n/a
22	92204 5442 Baseball	Internal Printing	50	50	-	0.0%
	92204 Total		49,575	43,075	6,500	15.1%
22	92205 5240 Softball	Gen Supplies	12,000	12,000	-	0.0%
22	92205 5325 Softball	Recruiting Travel	7,500	8,500	(1,000)	-11.8%
22	92205 5333 Softball	Game Travel	27,000	26,000	1,000	3.8%
	92205 Total		46,500	46,500	-	0.0%
22	92206 5240 Golf Men	Gen Supplies	5,000	5,000	-	0.0%
22	92206 5301 Golf Men	Postage Allocation	100	115	(15)	-13.0%
22	92206 5325 Golf Men	Recruiting Travel	1,300	1,000	300	30.0%
22	92206 5333 Golf Men	Game Travel	18,000	17,700	300	1.7%

Current Unrestricted Expenditure Budgets by Department
(Excludes F/T Salaries, Pooled Travel, and Capital)

Fund Dept	Object Dept Desc	Object Desc	FY2018 Budget	FY2017 Orig. Budget	Change from FY17 Orig. Bud	% Change
22	92206 5512 Golf Men	Telephone-Long Dist	100	150	(50)	-33.3%
	92206 Total		24,500	23,965	535	2.2%
22	92207 5132 Volleyball	Classified-P/T	4,000	5,000	(1,000)	-20.0%
22	92207 5226 Volleyball	Office Supplies	300	400	(100)	-25.0%
22	92207 5240 Volleyball	Gen Supplies	8,000	7,000	1,000	14.3%
22	92207 5301 Volleyball	Postage Allocation	-	100	(100)	-100.0%
22	92207 5325 Volleyball	Recruiting Travel	8,000	7,000	1,000	14.3%
22	92207 5333 Volleyball	Game Travel	16,000	14,600	1,400	9.6%
	92207 Total		36,300	34,100	2,200	6.5%
22	92209 5240 Rodeo	Gen Supplies	31,000	31,000	-	0.0%
22	92209 5301 Rodeo	Postage Allocation	200	200	-	0.0%
22	92209 5311 Rodeo	Dues & Memberships	300	300	-	0.0%
22	92209 5325 Rodeo	Recruiting Travel	4,000	4,000	-	0.0%
22	92209 5333 Rodeo	Game Travel	27,500	21,000	6,500	31.0%
22	92209 5349 Rodeo	Off Campus Bus Exp	2,000	1,000	1,000	100.0%
22	92209 5442 Rodeo	Internal Printing	100	100	-	0.0%
	92209 Total		65,100	57,600	7,500	13.0%
22	92211 5240 Cross Country	Gen Supplies	2,800	2,800	-	0.0%
22	92211 5301 Cross Country	Postage Allocation	40	40	-	0.0%
22	92211 5325 Cross Country	Recruiting Travel	1,800	1,800	-	0.0%
22	92211 5333 Cross Country	Game Travel	6,000	5,000	1,000	20.0%
22	92211 5442 Cross Country	Internal Printing	40	40	-	0.0%
22	92211 5512 Cross Country	Telephone-Long Dist	40	40	-	0.0%
	92211 Total		10,720	9,720	1,000	10.3%
22	92212 5240 Track & Field	Gen Supplies	600	1,000	(400)	-40.0%
22	92212 5301 Track & Field	Postage Allocation	-	10	(10)	-100.0%
22	92212 5325 Track & Field	Recruiting Travel	1,000	600	400	66.7%
22	92212 5333 Track & Field	Game Travel	3,000	3,000	-	0.0%
22	92212 5442 Track & Field	Internal Printing	-	10	(10)	-100.0%
22	92212 5512 Track & Field	Telephone-Long Dist	-	10	(10)	-100.0%
	92212 Total		4,600	4,630	(30)	-0.6%
22	92214 5240 Trainer	Gen Supplies	19,000	18,000	1,000	5.6%
22	92214 5311 Trainer	Dues & Memberships	300	-	300	n/a
22	92214 5325 Trainer	Recruiting Travel	250	600	(350)	-58.3%
22	92214 5333 Trainer	Game Travel	5,000	4,000	1,000	25.0%
22	92214 5340 Trainer	Insurance	125,000	75,300	49,700	66.0%
22	92214 5349 Trainer	Off Campus Bus Exp	250	-	250	n/a
	92214 Total		149,800	97,900	51,900	53.0%
22	92215 5240 Cheer/Dance	Gen Supplies	4,500	4,300	200	4.7%
22	92215 5301 Cheer/Dance	Postage Allocation	50	50	-	0.0%
22	92215 5325 Cheer/Dance	Recruiting Travel	1,000	1,000	-	0.0%
22	92215 5333 Cheer/Dance	Game Travel	8,000	8,000	-	0.0%
22	92215 5407 Cheer/Dance	Contract Services	5,000	4,400	600	13.6%
22	92215 5442 Cheer/Dance	Internal Printing	50	50	-	0.0%
22	92215 5512 Cheer/Dance	Telephone-Long Dist	50	50	-	0.0%
	92215 Total		18,650	17,850	800	4.5%
23	92300 5383 Bookstore	Operating Lease	992	992	-	0.0%
23	92300 5440 Bookstore	Internal Charge-Back	(992)	(992)	-	0.0%
	92300 Total		-	-	-	n/a
24	92400 5240 Cafeteria	Gen Supplies	6,000	4,000	2,000	50.0%
24	92400 5351 Cafeteria	Equipment Rental	4,800	4,800	-	0.0%
24	92400 5362 Cafeteria	Equip Repairs	1,000	1,000	-	0.0%
24	92400 5370 Cafeteria	Software Maint Agree	2,200	2,328	(128)	-5.5%
24	92400 5371 Cafeteria	Equip Maint Agreement	3,200	1,200	2,000	166.7%
24	92400 5407 Cafeteria	Contract Services	17,700	6,600	11,100	168.2%

Current Unrestricted Expenditure Budgets by Department
(Excludes F/T Salaries, Pooled Travel, and Capital)

Fund Dept	Object Dept Desc	Object Desc	FY2018 Budget	FY2017 Orig. Budget	Change from FY17 Orig. Bud	% Change
24	92400 5512 Cafeteria	Telephone-Long Dist	100	72	28	38.9%
	92400 Total		35,000	20,000	15,000	75.0%
24	92402 5407 Departmental Sales	Contract Services	150,000	125,000	25,000	20.0%
	92402 Total		150,000	125,000	25,000	20.0%
24	92403 5407 Catering	Contract Services	50,000	50,000	-	0.0%
	92403 Total		50,000	50,000	-	0.0%
24	92404 5407 Meal Plans	Contract Services	340,000	321,000	19,000	5.9%
	92404 Total		340,000	321,000	19,000	5.9%
25	92503 5240 Wrangler Hall	Gen Supplies	2,500	2,500	-	0.0%
25	92503 5362 Wrangler Hall	Equip Repairs	5,000	5,000	-	0.0%
25	92503 5363 Wrangler Hall	Bldg Repairs/Remodel	4,000	5,000	(1,000)	-20.0%
25	92503 5436 Wrangler Hall	Custodial-Special Cleaning Fee	2,000	2,000	-	0.0%
25	92503 5903 Wrangler Hall	Medicare Matching	-	689	(689)	-100.0%
	92503 Total		13,500	15,189	(1,689)	-11.1%
25	92506 5132 Century Commons	Classified-P/T	20,000	10,000	10,000	100.0%
25	92506 5151 Century Commons	Non-Work Study	30,000	40,000	(10,000)	-25.0%
25	92506 5240 Century Commons	Gen Supplies	5,000	5,000	-	0.0%
25	92506 5351 Century Commons	Equipment Rental	8,000	11,500	(3,500)	-30.4%
25	92506 5360 Century Commons	Exterminating	4,000	-	4,000	n/a
25	92506 5362 Century Commons	Equip Repairs	14,500	14,500	-	0.0%
25	92506 5363 Century Commons	Bldg Repairs/Remodel	45,000	60,000	(15,000)	-25.0%
25	92506 5436 Century Commons	Custodial-Special Cleaning Fee	9,000	15,000	(6,000)	-40.0%
25	92506 5501 Century Commons	Electricity	62,500	65,000	(2,500)	-3.8%
25	92506 5502 Century Commons	Natural Gas	7,000	7,500	(500)	-6.7%
25	92506 5504 Century Commons	Cable TV	15,000	10,000	5,000	50.0%
	92506 Total		220,000	238,500	(18,500)	-7.8%
26	92660 5900 FabLab	Health Insur Benefit	11,000	-	11,000	n/a
26	92660 5902 FabLab	FICA Matching	4,960	-	4,960	n/a
26	92660 5903 FabLab	Medicare Matching	1,160	-	1,160	n/a
	92660 Total		17,120	-	17,120	n/a
27	92700 5132 Golf Facility	Classified-P/T	15,000	15,000	-	0.0%
27	92700 5151 Golf Facility	Non-Work Study	7,000	7,000	-	0.0%
27	92700 5240 Golf Facility	Gen Supplies	3,000	3,000	-	0.0%
27	92700 5362 Golf Facility	Equip Repairs	3,000	3,000	-	0.0%
27	92700 5383 Golf Facility	Operating Lease	19,800	19,800	-	0.0%
27	92700 5699 Golf Facility	Cost Of Goods Sold	1,500	1,500	-	0.0%
27	92700 5900 Golf Facility	Health Insur Benefit	3,122	3,122	-	0.0%
27	92700 5902 Golf Facility	FICA Matching	1,507	1,507	-	0.0%
27	92700 5903 Golf Facility	Medicare Matching	656	656	-	0.0%
27	92700 5936 Golf Facility	TRS OC	-	900	(900)	-100.0%
	92700 Total		54,585	55,485	(900)	-1.6%
29	22602 5151 St Activities	Non-Work Study	10,000	-	10,000	n/a
29	22602 5226 St Activities	Office Supplies	2,000	2,000	-	0.0%
29	22602 5228 St Activities	Subscriptions	-	8,800	(8,800)	-100.0%
29	22602 5240 St Activities	Gen Supplies	12,493	12,493	-	0.0%
29	22602 5270 St Activities	Entertainment Supply	45,000	45,000	-	0.0%
29	22602 5301 St Activities	Postage Allocation	15	15	-	0.0%
29	22602 5308 St Activities	Internal Catering	3,000	3,000	-	0.0%
29	22602 5311 St Activities	Dues & Memberships	-	800	(800)	-100.0%
29	22602 5383 St Activities	Operating Lease	1,085	1,085	-	0.0%
29	22602 5442 St Activities	Internal Printing	2,000	2,000	-	0.0%
29	22602 5450 St Activities	Misc Expense	25,000	25,000	-	0.0%
29	22602 5512 St Activities	Telephone-Long Dist	50	50	-	0.0%
29	22602 5903 St Activities	Medicare Matching	41	41	-	0.0%
	22602 Total		100,684	100,284	400	0.4%

Current Unrestricted Expenditure Budgets by Department
(Excludes F/T Salaries, Pooled Travel, and Capital)

Fund Dept	Object Dept Desc	Object Desc	FY2018 Budget	FY2017 Orig. Budget	Change from FY17 Orig. Bud	% Change
29 22603	5240 Intramurals	Gen Supplies	2,000	2,000	-	0.0%
29 22603	5311 Intramurals	Dues & Memberships	600	600	-	0.0%
29 22603	5331 Intramurals	Student Travel	2,000	2,000	-	0.0%
	22603 Total		4,600	4,600	-	0.0%
29 22604	5226 St Congress	Office Supplies	300	300	-	0.0%
29 22604	5240 St Congress	Gen Supplies	2,250	1,250	1,000	80.0%
29 22604	5311 St Congress	Dues & Memberships	225	225	-	0.0%
29 22604	5331 St Congress	Student Travel	7,500	8,500	(1,000)	-11.8%
29 22604	5349 St Congress	Off Campus Bus Exp	250	250	-	0.0%
	22604 Total		10,525	10,525	-	0.0%
29 22605	5151 Student Programming Board	Non-Work Study	2,500	-	2,500	n/a
29 22605	5240 Student Programming Board	Gen Supplies	1,000	2,000	(1,000)	-50.0%
29 22605	5270 Student Programming Board	Entertainment Supply	10,000	11,000	(1,000)	-9.1%
29 22605	5308 Student Programming Board	Internal Catering	1,000	1,000	-	0.0%
29 22605	5331 Student Programming Board	Student Travel	3,500	4,000	(500)	-12.5%
	22605 Total		18,000	18,000	-	0.0%
29 22616	5699 Concessions	Cost Of Goods Sold	6,000	6,000	-	0.0%
	22616 Total		6,000	6,000	-	0.0%
	Grand Total		18,458,131	17,094,246	1,363,885	8.0%

2017-2018 Capital Budget - Current Unrestricted Funds

Division	Dept. #	Dept. Name	Description	Total Approved Amount
VPSS	10305	Marketing	Desktop PC System dedicated to video editing & special effects including dual monitors	2,400
VPSS	10305	Marketing	DJI Mavic Pro 4K camera combo	1,299
VPSS	10305	Marketing	Libec Alex Tripod, head & slider, pole & accessories	978
VPBA	10352	Copy & Mail	MBM 408A automatic folding machine	3,500
VPBA	10352	Copy & Mail	Apple IPad	299
VPBA	10359	Transportation	Lease purchase 28-passenger bus for athletics (quote \$130,000)	35,000
VPBA	10359	Transportation	Lease purchase 14-passenger bus for non-CDL drivers (quote \$70,000)	20,000
VPBA	10359	Transportation	One passenger vehicle for small group out-of-town travel	30,000
VPBA	10359	Transportation	Replace old 40 hp tractor with newer 30 hp tractor	7,000
VPBA	10359	Transportation	Replacement of old vehicle diagnostic system for trouble shooting & service	3,000
VPBA	10359	Transportation	Replacement of old hand-held lawn equipment, edger, weed eater, etc.	1,400
VPIT	10361	Info Tech	DVR and Storage for video cameras	15,000
VPIT	10361	Info Tech	Replace Golf Carts (3)	13,500
VPIT	10361	Info Tech	Security Camera Campus Expansion	10,000
VPIT	10361	Info Tech	Wireless Access Points (FA, Deaderick, Sedate)	5,800
VPIT	10361	Info Tech	Large Projection Screens (2)	1,700
VPIT	10361	Info Tech	Podiums	1,500
VPBA	10370	General Institutional	Pool for unplanned furniture purchases	25,000
VPSS	22302	Enrollment Services	Image now scanners (2)	2,000
CTWE	33500	Industrial Welding	Replace 20 ea. 4.5" right angle grinders	2,400
CTWE	33530	Cosmetology	Leather Chairs for Lobby 10 @80.00	800
CTWE	33530	Cosmetology	Facial Chair	200
CE	33551	Law Enforcement Academy	Start-up equipment, including handguns, rifles, shotguns, less-lethal equipment (Tasers), and ammunition. Service life of 5 to 10 years.	84,446
VPI	40101	LRC	LRC Faculty Req Other Info Res	50,000
VPI	40101	LRC	LRC Faculty Req Books	1,500
VPI	40101	LRC	LRC Periodical	3,000
VPI	40101	LRC	LRC Software	5,000
VPI	40101	LRC	LRC Books	200
VPI	40404	Continuing Ed	Image Now Scanners to mirror credit-course processes involving credentialing instructors, student transcripts, etc.	2,500
VPSS	40501	Graham Ctr Ranch	John Deere 6115D Cab Tractor	47,784
VPBA	66603	General Maintenance	Building Power Meter to monitor electrical usage at various unmetered	1,200
VPSS	92202	Women's Basketball	Ball Shooting machine	5,500
VPSS	92204	Baseball	Three new bases, home plate and pitching rubber	500
VPSS	92206	Golf	Two Bushnell Range Finders	800
VPSS	92207	Volleyball	Foam Plyo Box Set of 5	1,100
VPSS	92207	Volleyball	Volleyball Catch IT Target	700
VPSS	92207	Volleyball	Volleyball Catch IT Target	700
VPSS	92207	Volleyball	Medicine Ball set with rack	600
VPSS	92207	Volleyball	Resistance Band Exercise Rail System	500
VPSS	92207	Volleyball	Suspension Trainer	200
VPSS	92214	Trainer	Impact Concussion Management Program	375
VPSS	92506	Student Housing	Dorm Furniture Replacement (per program)	50,000

TOTAL

\$439,381

FY16-17 Original Approved Capital Budget

195,239

Change in Capital Request

244,142

2017-2018 Capital Budget - Funded by Carl Perkins Federal Funds

Division	Dept. #	Dept. Name	Description	Total Perkins Grant
CTWE	33210	Culinary	Canon EOS Rebel T6 DSLR video camera	550
CTWE	33210	Culinary	GoPro Hero5 camera	399
CTWE	33210	Culinary	Sunpak Tripod for Canon EOS Rebel T6 DSLR video camera	20
CTWE	33210	Culinary	GoPro 3-Way Mount	70
CTWE	33210	Culinary	Four Waring 14-inch Immersion Blenders	1,380
CTWE	33210	Culinary	Four Waring Commercial Food Blenders	1,300
CTWE	33210	Culinary	Six Harold Import Atlas pasta machines	456
CTWE	33210	Culinary	Four Carlisle Spectrum cutting boards	740
CTWE	33210	Culinary	Vollrath Silicone Baking 1/2 Mat	150
CTWE	33210	Culinary	Eight 42-gallon ingredient bins	2,149
CTWE	33210	Culinary	24 Winco 8-inch non-stick fry pans	408
CTWE	33210	Culinary	24 Vollrath 14-inch fry pans	816
CTWE	33210	Culinary	24 Vollrath 8-inch fry pans	360
CTWE	33210	Culinary	12 Vollrath 2 1/2 quart sauce pots	480
CTWE	33210	Culinary	12 Vollrath 8 1/2 quart sauce pans	840
CTWE	33210	Culinary	6 sheet pans	1,086
CTWE	33210	Culinary	1 Vollrath silicone baking full mat	250
CTWE	33210	Culinary	1 Vollrath electric meat grinder	766
CTWE	33210	Culinary	1 F Dick sausage filler	1,832
CTWE	33210	Culinary	1 F Dick sausage filling tube set	42
CTWE	33530	Cosmetology	Two Dell laptops	2,378
CTWE	33540	Fire	Genesis Battery-Operated Jaws of Life package with accessories	25,566
CTWE	33540	Fire	TFT 2.5" Blitzfire monitor package	3,245
CTWE	33540	Fire	39 Motorola digital portable radios with mic/accessories	20,050
CTWE	33580	Photography	One studio light kit	1,988
CTWE	33610	Nursing	Ventilator	5,995
CTWE	33610	Nursing	4 Hospital beds	11,980
CTWE	33620	LVN	20 iPads	11,980
CTWE	33620	LVN	1 iPad charging cart	2,499
CTWE	33620	LVN	6 nursing headwalls	9,637
CTWE	33620	LVN	10 Gaumard Venus Training Arms	3,950
CTWE	33680	Rad Tech	Keypad time clocks	3,446
CTWE	33680	Rad Tech	Annual Software fee for keypad time clocks	1,163
CTWE	33680	Rad Tech	Stretcher	3,775
CTWE	33680	Rad Tech	Hospital bed	3,586
CTWE	33691	Physical Therapy Assistant	Two wheelchair 18" removable desk arm/swing foot	479
CTWE	33691	Physical Therapy Assistant	Two wheelchair 16" removable desk arm/swing foot	429
CTWE	33691	Physical Therapy Assistant	Two wheelchair Sentra 22" removable arms with 450lb capacity	634
CTWE	33691	Physical Therapy Assistant	Two wheelchair 18" removable desk arm swing-away footrests	471
CTWE	33691	Physical Therapy Assistant	Two wheelchair 16" removable arm swing-away footrests	429
CTWE	33691	Physical Therapy Assistant	12 wheelchair anti-tip devices	418

TOTAL **\$ 128,192**

FY16-17 Original Perkins Grant Budget 115,087
Change in Perkins Capital Budget 13,105

FACULTY SALARY SCHEDULE

September 2017 - August 2018

Reflects an increase of 4% from FY2016-2017 (inclusive of step increase, if eligible)

9-MONTH FACULTY					
Step	Instructor	Asst Professor	Assoc Prof I	Assoc Prof II	Professor
1	44,876	46,223	47,609	49,039	
2	45,548	46,915	48,322	49,773	
3	46,220	47,607	49,034	50,506	51,978
4	46,892	48,299	49,747	51,240	52,733
5	47,564	48,990	50,460	51,974	53,489
6	48,236	49,682	51,173	52,707	54,244
7	48,908	50,374	51,885	53,441	55,000
8	49,580	51,066	52,598	54,175	55,756
9	50,251	51,757	53,311	54,909	56,512
10	50,923	52,449	54,024	55,642	57,268
11	51,595	53,141	54,736	56,376	58,023
12	52,267	53,833	55,449	57,110	58,779
13	52,939	54,525	56,162	57,843	59,535
14	53,611	55,216	56,875	58,577	60,291
15	54,283	55,908	57,588	59,311	61,046
16	54,955	56,600	58,300	60,045	61,802
17	55,627	57,292	59,013	60,778	62,558
18	56,299	57,984	59,726	61,512	63,314
19	56,971	58,675	60,439	62,246	64,070
20	57,643	59,367	61,151	62,980	64,825
21	58,315	60,059	61,864	63,713	65,581
22	58,987	60,751	62,577	64,447	66,337
23	59,658	61,443	63,290	65,181	67,093
24	60,330	62,134	64,002	65,914	67,849
25	61,002	62,826	64,715	66,648	68,604
26	61,674	63,518	65,428	67,382	69,360
27	62,346	64,210	66,141	68,116	70,116
28	63,018	64,902	66,853	68,849	70,872
29	63,690	65,593	67,566	69,583	71,627
30	64,362	66,285	68,279	70,317	72,383
31	65,034	66,977	68,992	71,050	73,139
32	65,706	67,669	69,704	71,784	73,895
33	66,378	68,360	70,417	72,518	74,651
34	67,050	69,052	71,130	73,252	75,406
35					76,162
36					76,918
37					77,674
38					78,430
39					79,185
40					79,941
41					80,697
42					81,453
43					82,208

12-MONTH FACULTY					
Step	Instructor	Asst Professor	Assoc Prof I	Assoc Prof II	Professor
1	55,781	57,455	59,178	60,955	
2	56,616	58,315	60,064	61,867	
3	57,451	59,175	60,950	62,779	64,608
4	58,286	60,035	61,836	63,691	65,547
5	59,122	60,895	62,722	64,603	66,486
6	59,957	61,755	63,608	65,515	67,426
7	60,792	62,615	64,494	66,427	68,365
8	61,627	63,475	65,380	67,339	69,305
9	62,463	64,335	66,266	68,251	70,244
10	63,298	65,194	67,152	69,163	71,184
11	64,133	66,054	68,037	70,075	72,123
12	64,968	66,914	68,923	70,987	73,062
13	65,803	67,774	69,809	71,899	74,002
14	66,639	68,634	70,695	72,811	74,941
15	67,474	69,494	71,581	73,723	75,881
16	68,309	70,354	72,467	74,635	76,820
17	69,144	71,214	73,353	75,548	77,760
18	69,979	72,074	74,239	76,460	78,699
19	70,815	72,934	75,125	77,372	79,639
20	71,650	73,793	76,011	78,284	80,578
21	72,485	74,653	76,897	79,196	81,517
22	73,320	75,513	77,783	80,108	82,457
23	74,155	76,373	78,669	81,020	83,396
24	74,991	77,233	79,555	81,932	84,336
25	75,826	78,093	80,441	82,844	85,275
26	76,661	78,953	81,327	83,756	86,215
27	77,496	79,813	82,213	84,668	87,154
28	78,332	80,673	83,099	85,580	88,094
29	79,167	81,533	83,985	86,492	89,033
30	80,002	82,392	84,871	87,404	89,972
31	80,837	83,252	85,757	88,316	90,912
32	81,672	84,112	86,643	89,228	91,851
33	82,508	84,972	87,528	90,140	92,791
34	83,343	85,832	88,414	91,052	93,730
35					94,670
36					95,609
37					96,548
38					97,488
39					98,427
40					99,367
41					100,306
42					101,246
43					102,185

CLASSIFIED SALARY SCALES

Sep 2017 - August 2018

Reflects an increase of 4% from FY2016-2017 (inclusive of step increase, if eligible)

STEP	Secretary/ Clerk I	Secretary/ Clerk II	Secretary/ Clerk III	Secretary/ Clerk IV	Secretary/ Clerk V	Physical Plant I	Physical Plant II	Physical Plant III	Physical Plant IV	Physical Plant V	Teacher CC I	Teacher CC II	Teacher CC III	Teacher CC IV	Teacher CC V
1	21,108	23,008	25,079	27,334	29,796	23,745	25,883	28,214	30,753	33,519	22,279	24,157	26,330	28,701	31,287
2	21,506	23,442	25,552	27,850	30,358	24,194	26,371	28,746	31,333	34,152	22,697	24,613	26,828	29,243	31,877
3	21,904	23,876	26,025	28,366	30,920	24,642	26,860	29,277	31,912	34,784	23,115	25,069	27,325	29,785	32,467
4	22,302	24,310	26,497	28,883	31,482	25,090	27,348	29,809	32,492	35,416	23,533	25,525	27,822	30,327	33,057
5	22,700	24,743	26,970	29,399	32,044	25,538	27,837	30,341	33,072	36,048	23,952	25,981	28,320	30,869	33,646
6	23,099	25,177	27,443	29,915	32,606	25,987	28,325	30,873	33,652	36,681	24,370	26,437	28,817	31,411	34,236
7	23,497	25,611	27,916	30,432	33,168	26,435	28,814	31,405	34,232	37,313	24,788	26,893	29,314	31,953	34,826
8	23,895	26,045	28,389	30,948	33,730	26,883	29,302	31,937	34,812	37,945	25,206	27,349	29,812	32,495	35,416
9	24,293	26,479	28,862	31,464	34,292	27,332	29,790	32,469	35,392	38,578	25,624	27,805	30,309	33,037	36,006
10	24,691	26,912	29,334	31,981	34,854	27,780	30,279	33,001	35,972	39,210	26,042	28,262	30,806	33,578	36,596
11	25,089	27,346	29,807	32,497	35,416	28,228	30,767	33,533	36,551	39,842	26,461	28,718	31,304	34,120	37,186
12	25,487	27,780	30,280	33,013	35,978	28,676	31,256	34,065	37,131	40,474	26,879	29,174	31,801	34,662	37,776
13	25,885	28,214	30,753	33,529	36,540	29,125	31,744	34,597	37,711	41,107	27,297	29,630	32,298	35,204	38,366
14	26,283	28,647	31,226	34,046	37,102	29,573	32,233	35,128	38,291	41,739	27,715	30,086	32,796	35,746	38,956
15	26,681	29,081	31,698	34,562	37,664	30,021	32,721	35,660	38,871	42,371	28,133	30,542	33,293	36,288	39,545
16	27,080	29,515	32,171	35,078	38,226	30,470	33,209	36,192	39,451	43,003	28,552	30,998	33,790	36,830	40,135
17	27,478	29,949	32,644	35,595	38,788	30,918	33,698	36,724	40,031	43,636	28,970	31,454	34,288	37,372	40,725
18	27,876	30,383	33,117	36,111	39,350	31,366	34,186	37,256	40,610	44,268	29,388	31,910	34,785	37,914	41,315
19	28,274	30,816	33,590	36,627	39,912	31,814	34,675	37,788	41,190	44,900	29,806	32,366	35,282	38,456	41,905
20	28,672	31,250	34,062	37,144	40,474	32,263	35,163	38,320	41,770	45,533	30,224	32,822	35,780	38,998	42,495
21	29,070	31,684	34,535	37,660	41,036	32,711	35,651	38,852	42,350	46,165	30,642	33,279	36,277	39,540	43,085
22	29,468	32,118	35,008	38,176	41,598	33,159	36,140	39,384	42,930	46,797	31,061	33,735	36,774	40,082	43,675
23	29,866	32,551	35,481	38,692	42,160	33,607	36,628	39,916	43,510	47,429	31,479	34,191	37,272	40,624	44,265
24	30,264	32,985	35,954	39,209	42,722	34,056	37,117	40,448	44,090	48,062	31,897	34,647	37,769	41,166	44,855
25	30,662	33,419	36,426	39,725	43,284	34,504	37,605	40,980	44,669	48,694	32,315	35,103	38,266	41,708	45,444
26	31,061	33,853	36,899	40,241	43,846	34,952	38,094	41,511	45,249	49,326	32,733	35,559	38,764	42,250	46,034
27	31,459	34,287	37,372	40,758	44,409	35,401	38,582	42,043	45,829	49,958	33,151	36,015	39,261	42,792	46,624
28	31,857	34,720	37,845	41,274	44,971	35,849	39,070	42,575	46,409	50,591	33,570	36,471	39,758	43,334	47,214
29	32,255	35,154	38,318	41,790	45,533	36,297	39,559	43,107	46,989	51,223	33,988	36,927	40,256	43,875	47,804
30	32,653	35,588	38,791	42,307	46,095	36,745	40,047	43,639	47,569	51,855	34,406	37,383	40,753	44,417	48,394
31	33,051	36,022	39,263	42,823	46,657	37,194	40,536	44,171	48,149	52,488	34,824	37,839	41,250	44,959	48,984
32	33,449	36,455	39,736	43,339	47,219	37,642	41,024	44,703	48,728	53,120	35,242	38,295	41,748	45,501	49,574