



BUDGET
FISCAL YEAR
2013-2014

PANOLA COLLEGE

TABLE OF CONTENTS 2013-2014 BUDGET

BUDGET & BUDGET COMPARISON (ALL FUNDS)	1
CURRENT UNRESTRICTED FUNDS REVENUES AND EXPENDITURES	
Budget & Budget Comparison	2
Graph - Revenue by Major Function	3
Graph - Expenditures by Major Function	4
Graph - Expenditures by Major Object	5
Expenditure Functional Budget	6-8
Expenditure Object Budget	9-12
AUXILIARY FUND	
Budget & Budget Comparison	13
Expenditure Object Budget	14
CURRENT RESTRICTED FUND BUDGET	15-16
UNEXPENDED PLANT FUND BUDGET	17
CONSTRUCTION FUND BUDGET	18

PANOLA COLLEGE
 BUDGET AND BUDGET COMPARISON
 ALL FUNDS COMBINED
 2013-14 AND 2012-13

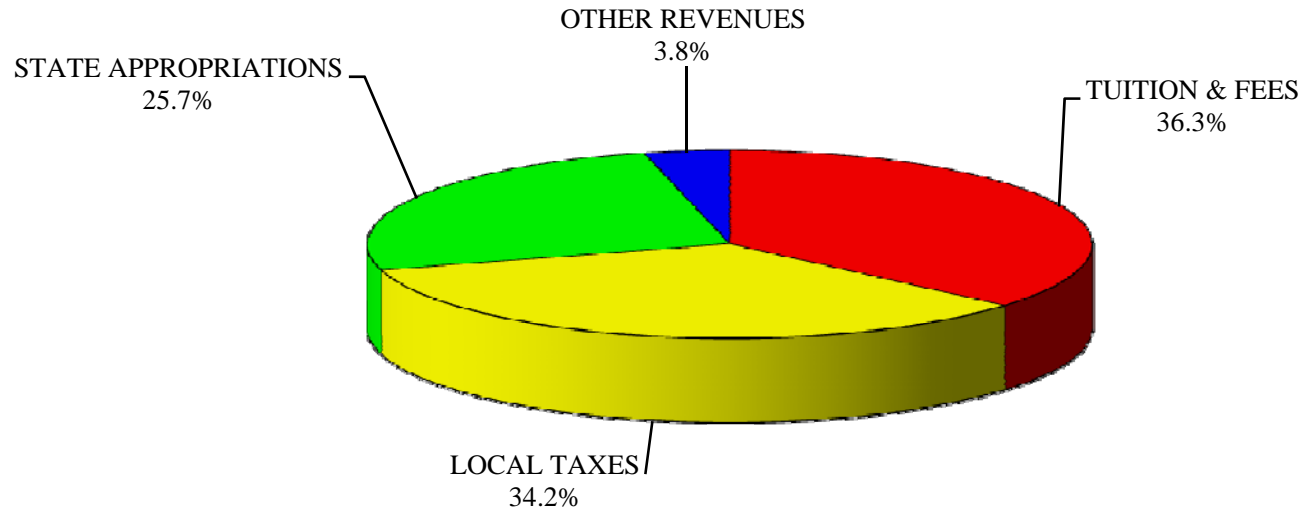
	<u>2013-14</u> <u>BUDGET</u>	<u>2012-13</u> <u>BUDGET</u>
REVENUES AND OTHER SOURCES		
TUITION AND FEES	\$ 5,958,232	\$ 5,377,578
LOCAL TAXES	5,600,000	5,400,000
STATE APPROPRIATIONS	4,208,821	3,533,947
STATE GRANTS	211,636	138,544
FEDERAL GRANTS	5,204,094	5,215,790
INTEREST / OTHER INCOME	652,000	619,713
AUXILIARY INCOME	2,513,276	2,185,541
(ACCUMULATION) USE OF CASH RESERVES	<u>-</u>	<u>(391,051)</u>
TOTAL REVENUES	<u>\$ 24,348,059</u>	<u>\$ 22,080,062</u>
EXPENDITURES		
UNRESTRICTED FUND EXPENDITURES	\$ 15,053,500	\$ 13,741,541
AUXILIARY FUND EXPENDITURES	2,879,978	2,480,535
RESTRICTED FUND EXPENDITURES	<u>6,023,530</u>	<u>5,857,986</u>
TOTAL EXPENDITURES	<u>\$ 24,348,059</u>	<u>\$ 22,080,062</u>
OTHER SOURCES AND USES		
TRANSFERS IN:		
UNRESTRICTED FUND	\$ 952,502	\$ 777,146
UNEXPENDED PLANT FUND	386,051	386,051
TRANSFERS OUT:		
UNRESTRICTED FUND	(952,502)	(777,146)
UNEXPENDED PLANT FUND	<u>(386,051)</u>	<u>(386,051)</u>
TOTAL OTHER SOURCES AND USES	<u>\$ -</u>	<u>\$ -</u>

PANOLA COLLEGE
 CURRENT UNRESTRICTED FUND REVENUES AND EXPENDITURES
 2013-14 BUDGET & 2012-13 BUDGET COMPARISON

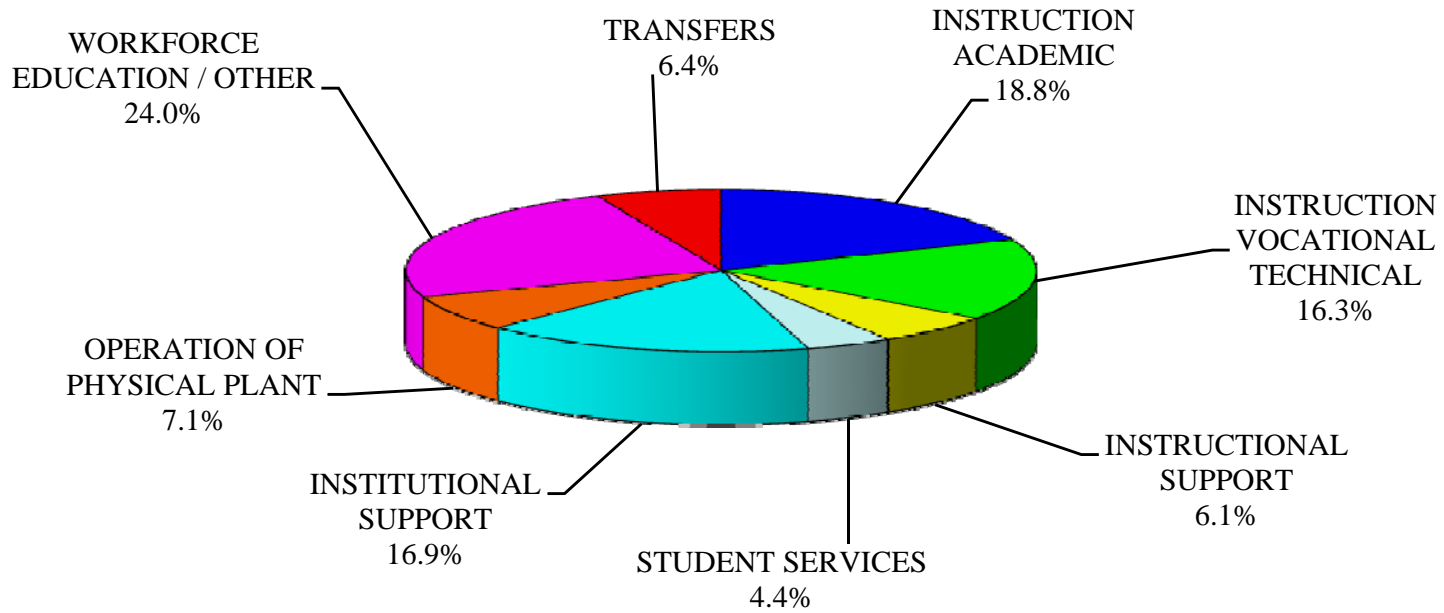
REVENUE SOURCE	CARTHAGE CAMPUS	MARSHALL CENTER	SHELBY CENTER	2013-14 BUDGET	2012-13 BUDGET
TUITION AND FEES	\$ 4,945,333	\$ 238,329	\$ 774,570	\$ 5,958,232	\$ 5,377,578
LOCAL TAXES	5,600,000			5,600,000	5,400,000
STATE APPROPRIATIONS (ALLOCATED)	3,787,939	42,088	378,794	4,208,821	3,533,947
INTEREST INCOME	50,000			50,000	75,000
TRANSFER FROM UNEXPENDED RESERVES	0			0	0
OTHER REVENUES	534,750	5,750	34,500	575,000	518,213
TOTAL REVENUES	\$ 14,918,021	\$ 286,167	\$ 1,187,864	\$ 16,392,053	\$ 14,904,738
EXPENDITURES					
INSTRUCTION ACADEMIC	\$ 3,264,821	\$ 255,552	\$ 401,491	\$ 3,921,864	\$ 3,619,946
INSTRUCTION VOCATIONAL TECHNICAL	2,722,822	9,108	672,761	3,404,691	2,921,628
INSTRUCTIONAL SUPPORT	1,272,259	-	-	1,272,259	1,198,635
STUDENT SERVICES	920,719	-	-	920,719	880,741
INSTITUTIONAL SUPPORT	3,536,552	-	-	3,536,552	3,165,584
OPERATION OF PHYSICAL PLANT	1,440,850	3,900	49,000	1,493,750	1,455,684
WORKFORCE EDUCATION / OTHER	489,528	3,492	10,645	503,665	499,323
TRANSFERS TO UNEXPENDED RESERVES				-	-
TRANSFERS TO OTHER FUNDS	1,338,553			1,338,553	1,163,197
TOTAL EXPENDITURES	\$ 14,986,104	\$ 272,052	\$ 1,133,897	\$ 16,392,053	\$ 14,904,738

Current Unrestricted Funds

Revenues By Major Function

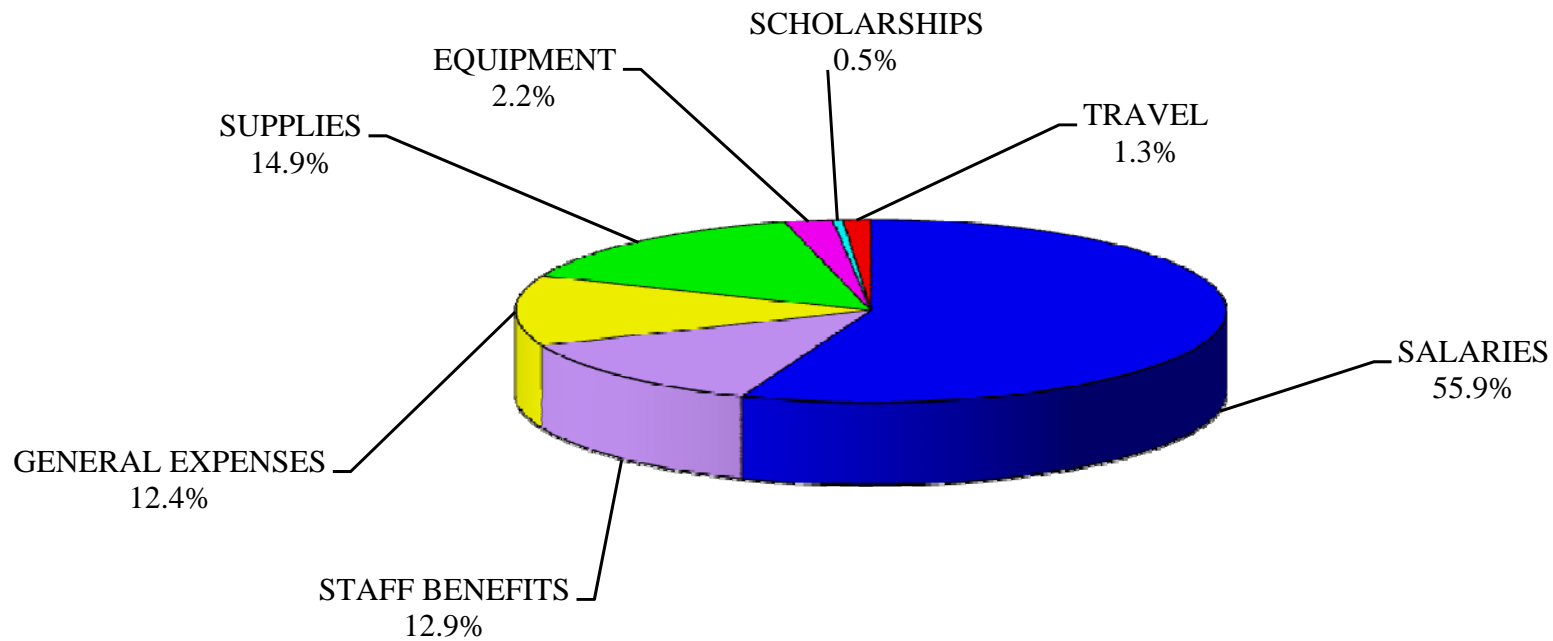


Current Unrestricted Fund Expenditures By Function



Current Unrestricted Fund

Expenditures By Major Object



PANOLA COLLEGE
 CURRENT UNRESTRICTED FUND EXPENDITURES
 EXPENDITURE FUNCTIONAL BUDGET
 2013-14

EXPENDITURES	CARTHAGE CAMPUS	MARSHALL CENTER	SHELBY CENTER	TOTAL 2013-14
ACADEMIC INSTRUCTION:				
INSTRUCTIONAL ADMINISTRATION	\$ 254,501	\$ 82,081	\$ 193,080	\$ 529,662
BIOLOGY	490,392		89,420	579,812
PHYSICS / CHEMISTRY	90,469			90,469
PHYSICAL EDUCATION	244,296	14,467	3,078	261,841
WELLNESS CENTER	19,778			19,778
VOCAL MUSIC	111,000			111,000
INSTRUMENTAL MUSIC	218,098			218,098
SPEECH	152,718	8,550		161,268
DRAMA	114,846			114,846
ART	106,889	9,776		116,665
SPANISH	71,750	3,834		75,584
ENGLISH	266,960	14,281	28,385	309,626
EDUCATION	68,920			68,920
JOURNALISM	69,067			69,067
MATHEMATICS	227,016		3,420	230,436
POLITICAL SCIENCE	77,642		4,617	82,259
HISTORY	105,276	12,686	11,317	129,279
SOCIOLOGY	76,131	2,298		78,429
BUSINESS	86,552			86,552
PSYCHOLOGY	105,046	5,870	6,767	117,683
DEVELOPMENTAL SKILLS	307,474	27,359	13,687	348,520
ACADEMIC RELATED	-	74,350	47,720	122,070
TOTAL ACADEMIC INSTRUCTION	3,264,821	255,552	401,491	3,921,864
OTHER INSTRUCTION				
WORKFORCE EDUCATION	489,528	3,492	10,645	503,665
TOTAL OTHER INSTRUCTION	489,528	3,492	10,645	503,665

PANOLA COLLEGE
 CURRENT UNRESTRICTED FUND EXPENDITURES
 EXPENDITURE FUNCTIONAL BUDGET
 2013-14

EXPENDITURES	CARTHAGE CAMPUS	MARSHALL CENTER	SHELBY CENTER	TOTAL 2013-14
VOCATIONAL TECHNICAL INSTRUCTION				
OFFICE SYSTEMS TECHNOLOGY	94,235			94,235
COMPUTER INFORMATION SYSTEMS	275,166	3,420	6,433	285,019
WELDING	108,316		114,822	223,138
COSMETOLOGY	95,138		97,237	192,375
MEDICAL LABORATORY TECHNICIAN	28,018			28,018
MEDICAL ASSISTANT	15,912			15,912
OCCUPATIONAL THERAPY ASSISTING	296,759			296,759
HEALTH INFORMATION TECHNOLOGY	220,677	5,688		226,365
ASSOCIATE DEGREE NURSING	980,048			980,048
VOCATIONAL NURSING (Allocated)	208,880		208,880	417,759
CERTIFIED NURSE AID	72,450			72,450
EMERGENCY MEDICAL TECHNICIAN	81,834			81,834
INDUSTRIAL TECHNOLOGY (Allocated)	245,390		245,390	490,779
TOTAL VOCATIONAL TECHNICAL INSTRUCTION	2,722,822	9,108	672,761	3,404,691
INSTRUCTIONAL SUPPORT				
LIBRARY	441,002			441,002
DISTANCE LEARNING	400,812			400,812
COMPUTER SERVICES	430,445			430,445
TOTAL INSTRUCTIONAL SUPPORT	1,272,259	-	-	1,272,259
INSTITUTIONAL SUPPORT				
GOVERNING BOARD OF TRUSTEES	82,050			82,050
PRESIDENT'S OFFICE	305,797			305,797
BUSINESS & FISCAL MANAGEMENT	545,847			545,847
COLLEGE RELATIONS / SERVICES	232,569			232,569
GRANTS	37,122			37,122
GENERAL INSTITUTIONAL	1,775,550			1,775,550
CAMPUS SECURITY	217,162			217,162
STAFF BENEFITS	316,538			316,538
INSTITUTIONAL RESEARCH	8,692			8,692
INSTITUTIONAL EFFECTIVENESS / SACS	15,225			15,225
TOTAL INSTITUTIONAL SUPPORT	3,536,552	-	-	3,536,552

PANOLA COLLEGE
 CURRENT UNRESTRICTED FUND EXPENDITURES
 EXPENDITURE FUNCTIONAL BUDGET
 2013-14

EXPENDITURES	CARTHAGE CAMPUS	MARSHALL CENTER	SHELBY CENTER	TOTAL 2013-14
STUDENT SERVICES				
STUDENT SERVICES ADMINISTRATION	229,215			229,215
ADMISSIONS & REGISTRAR	227,120			227,120
STUDENT ACTIVITIES	58,979			58,979
STUDENT SENATE	5,780			5,780
FINANCIAL AID	159,700			159,700
GUIDANCE & COUNSELING	120,263			120,263
TESTING	119,262			119,262
HONORS PROGRAM	400			400
TOTAL STUDENT SERVICES	920,719	-	-	920,719
PHYSICAL PLANT				
GENERAL SERVICES	1,097,950			1,097,950
UTILITIES	342,900	3,900	49,000	395,800
TOTAL PHYSICAL PLANT	1,440,850	3,900	49,000	1,493,750
TOTAL EXPENDITURES BEFORE TRANSFERS AND OTHER USES	13,647,551	272,052	1,133,897	15,053,500
TRANSFERS				
TRANSFER TO AUXILIARY	349,702			349,702
TRANSFER TO UNEXPENDED PLANT FUND	386,051			386,051
TRANSFER TO GENERAL SCHOLARSHIPS	602,800			602,800
TOTAL TRANSFERS	1,338,553	-	-	1,338,553
TOTAL EXPENDITURES AND TRANSFERS	\$ 14,986,104	\$ 272,052	\$ 1,133,897	\$ 16,392,053

PANOLA COLLEGE
CURRENT UNRESTRICTED FUND EXPENDITURES
EXPENDITURES OBJECT BUDGET
2013-14

FUNCTION	STAFF SALARIES	GENERAL BENEFITS	GENERAL EXPENSES	SUPPLIES	EQUIPMENT	SCHOLAR-SHIPS	TRAVEL	TOTAL WITHOUT SALARIES	TOTAL BUDGET 2013-14
CARTHAGE CAMPUS									
ACADEMIC INSTRUCTION:									
ACADEMIC ADMINISTRATION	\$ 182,796	\$ 33,595	\$ 26,850	\$ 3,200	\$ -	\$ -	\$ 8,060	\$ 71,705	\$ 254,501
BIOLOGY	446,992	82,208	8,035	26,630	11,677	-	4,270	132,820	579,812
PHYSICS / CHEMISTRY	70,115	11,604	1,200	5,250	-	-	2,300	20,354	90,469
PHYSICAL EDUCATION	222,844	36,897	300	1,800	-	-	-	38,997	261,841
WELLNESS CENTER	3,500	53	25	11,600	4,600	-	-	16,278	19,778
VOCAL MUSIC	66,034	14,147	1,141	8,778	-	16,600	4,300	44,966	111,000
INSTRUMENTAL MUSIC	113,498	20,090	830	9,680	50,000	21,000	3,000	104,600	218,098
SPEECH	132,691	24,377	850	1,800	-	-	1,550	28,577	161,268
DRAMA	58,872	13,329	1,670	9,605	-	25,000	6,370	55,974	114,846
ART	92,892	17,333	865	1,400	-	3,700	475	23,773	116,665
SPANISH	62,715	11,944	325	300	-	-	300	12,869	75,584
ENGLISH	262,898	43,573	1,755	800	-	-	600	46,728	309,626
EDUCATION	56,369	9,951	1,600	600	-	-	400	12,551	68,920
JOURNALISM	49,759	10,393	765	4,150	-	2,600	1,400	19,308	69,067
MATHEMATICS	187,906	36,710	3,020	1,800	-	-	1,000	42,530	230,436
POLITICAL SCIENCE	68,060	11,349	1,975	275	-	-	600	14,199	82,259
HISTORY	107,588	17,911	1,030	1,200	-	-	1,550	21,691	129,279
SOCIOLOGY	61,328	13,666	435	300	-	-	2,700	17,101	78,429
BUSINESS	71,189	14,843	150	110	-	-	260	15,363	86,552
PSYCHOLOGY	99,830	16,983	520	150	-	-	200	17,853	117,683
DEVELOPMENTAL SKILLS	273,906	46,001	2,028	1,500	18,400	-	6,685	74,614	348,520
TOTAL ACADEMIC INSTRUCTION	2,691,782	486,957	55,369	90,928	84,677	68,900	46,020	832,851	3,524,633

PANOLA COLLEGE
CURRENT UNRESTRICTED FUND EXPENDITURES
EXPENDITURES OBJECT BUDGET
2013-14

FUNCTION	STAFF SALARIES	BENEFITS	GENERAL EXPENSES	SUPPLIES	EQUIPMENT	SCHOLAR- SHIPS	TRAVEL	TOTAL WITHOUT SALARIES	TOTAL BUDGET 2013-14
CARTHAGE CAMPUS									
VOCATIONAL INSTRUCTION									
OFFICE SYSTEMS TECHNOLOGY	\$ 76,465	\$ 14,755	\$ 615	\$ 2,200	\$ -	\$ -	\$ 200	\$ 17,770	\$ 94,235
COMPUTER INFORMATION SYSTEMS	218,233	41,461	1,300	5,675	16,800	-	1,550	66,786	285,019
WELDING	60,548	12,288	1,630	24,000	9,000	-	850	47,768	108,316
COSMETOLOGY	69,641	13,972	875	9,700	-	-	950	25,497	95,138
MEDICAL LABORATORY TECHNICIAN	13,633	1,630	6,755	4,000	-	-	2,000	14,385	28,018
MEDICAL ASSISTANT	11,399	1,363	650	500	-	-	2,000	4,513	15,912
OCCUPATIONAL THERAPY ASSISTING	242,208	40,513	5,206	4,886	1,168	-	2,778	54,551	296,759
HEALTH INFORMATION TECHNOLOGY	179,757	36,033	2,175	5,900	-	-	2,500	46,608	226,365
ASSOCIATE DEGREE NURSING	753,401	141,404	6,194	61,800	-	-	17,249	226,647	980,048
VOCATIONAL NURSING (Allocated)	153,369	35,360	2,125	12,925	600	-	4,501	55,511	208,880
CERTIFIED NURSE AID	55,302	9,823	300	3,575	3,450	-	-	17,148	72,450
EMERGENCY MEDICAL TECHNICIAN	65,098	12,071	2,165	1,000	-	-	1,500	16,736	81,834
INDUSTRIAL TECHNOLOGY (Allocated)	173,083	31,767	3,640	3,500	30,000	-	3,400	72,307	245,390
TOTAL VOCATIONAL TECHNICAL INSTRUCTION	2,072,136	392,440	33,630	139,661	61,018	-	39,478	666,227	2,738,363
INSTRUCTIONAL SUPPORT									
LIBRARY	260,588	62,012	7,050	68,352	40,000	-	3,000	180,414	441,002
DISTANCE LEARNING	273,207	57,181	2,718	56,406	-	-	11,300	127,605	400,812
COMPUTER SERVICES	248,486	52,346	325	86,688	34,300	-	8,300	181,959	430,445
TOTAL INSTRUCTIONAL SUPPORT	782,281	171,539	10,093	211,446	74,300	-	22,600	489,978	1,272,259
OTHER INSTRUCTIONAL									
WORKFORCE EDUCATION	388,883	28,655	20,150	46,840	-	-	5,000	100,645	489,528
TOTAL OTHER INSTRUCTIONAL	388,883	28,655	20,150	46,840	-	-	5,000	100,645	489,528

PANOLA COLLEGE
CURRENT UNRESTRICTED FUND EXPENDITURES
EXPENDITURES OBJECT BUDGET
2013-14

FUNCTION	STAFF SALARIES	GENERAL BENEFITS	GENERAL EXPENSES	SUPPLIES	EQUIPMENT	SCHOLAR- SHIPS	TRAVEL	TOTAL WITHOUT SALARIES	TOTAL BUDGET 2013-14
CARTHAGE CAMPUS									
INSTITUTIONAL SUPPORT									
GOVERNING BOARD OF TRUSTEES	-	54,500	20,750	4,300	-	-	2,500	82,050	82,050
PRESIDENT'S OFFICE	240,667	51,746	2,210	2,000	-	-	9,174	65,130	305,797
BUSINESS & FISCAL MANAGEMENT	422,136	85,606	13,705	17,500	-	-	6,900	123,711	545,847
COLLEGE RELATIONS / SERVICES	117,031	22,062	87,110	4,116	-	-	2,250	115,538	232,569
GRANTS	28,142	6,505	1,075	400	-	-	1,000	8,980	37,122
GENERAL INSTITUTIONAL	49,188	12,821	353,035	1,354,906	-	5,600	-	1,726,362	1,775,550
CAMPUS SECURITY	159,969	43,138	1,235	6,795	3,825	-	2,200	57,193	217,162
STAFF BENEFITS	-	316,538	-	-	-	-	-	316,538	316,538
INSTITUTIONAL RESEARCH	6,570	787	360	150	-	-	825	2,122	8,692
INSTITUTIONAL EFFECTIVENESS / SACS	-	-	225	-	-	-	15,000	15,225	15,225
TOTAL INSTITUTIONAL SUPPORT	1,023,703	593,703	479,705	1,390,167	3,825	5,600	39,849	2,512,849	3,536,552
STUDENT SERVICES									
STUDENT SERVICES ADMINISTRATION	161,018	30,497	26,200	4,000	-	-	7,500	68,197	229,215
ADMISSIONS & REGISTRAR	170,662	37,103	11,200	5,200	-	-	2,955	56,458	227,120
STUDENT ACTIVITIES	30,906	9,348	15,325	1,500	1,900	-	-	28,073	58,979
STUDENT SENATE	-	-	780	1,000	-	-	4,000	5,780	5,780
FINANCIAL AID	107,222	24,218	2,500	20,400	-	-	5,360	52,478	159,700
GUIDANCE & COUNSELING	94,707	22,046	1,100	175	-	-	2,235	25,556	120,263
TESTING	77,808	16,534	1,720	21,200	-	-	2,000	41,454	119,262
HONORS PROGRAM	-	-	30	30	-	-	340	400	400
TOTAL STUDENT SERVICES	642,323	139,746	58,855	53,505	1,900	-	24,390	278,396	920,719

PANOLA COLLEGE
CURRENT UNRESTRICTED FUND EXPENDITURES
EXPENDITURES OBJECT BUDGET
2013-14

FUNCTION	SALARIES	STAFF BENEFITS	GENERAL EXPENSES	SUPPLIES	EQUIPMENT	SCHOLAR- SHIPS	TRAVEL	TOTAL WITHOUT SALARIES	TOTAL BUDGET 2013-14
CARTHAGE CAMPUS									
PHYSICAL PLANT									
GENERAL SERVICES	604,664	87,756	995	314,235	80,850	-	9,450	493,286	1,097,950
UTILITIES	-	-	342,900	-	-	-	-	342,900	342,900
TOTAL PHYSICAL PLANT	604,664	87,756	343,895	314,235	80,850	-	9,450	836,186	1,440,850
TRANSFERS									
TRANSFER TO AUXILIARY			349,702					349,702	349,702
TRANSFER TO GENERAL SCHOLARSHIPS			602,800					602,800	602,800
TOTAL TRANSFERS	-	-	952,502	-	-	-	-	952,502	952,502
TOTAL CARTHAGE CAMPUS	8,205,772	1,900,796	1,954,199	2,246,782	306,570	74,500	186,787	6,669,634	14,875,406
MARSHALL CENTER									
MARSHALL MALL CENTER	78,248	16,833	6,350	54,200	-	-	800	78,183	156,431
WORKFORCE EDUCATION	-	-	500	2,992	-	-	-	3,492	3,492
TOTAL MARSHALL CENTER	78,248	16,833	6,850	57,192	-	-	800	81,675	159,923
SHELBY CENTER									
SHELBY COLLEGE CENTER	164,845	40,235	10,700	21,420	-	-	3,600	75,955	240,800
VOCATIONAL NURSING (Allocated)	153,369	35,360	2,125	12,925	600	-	4,501	55,511	208,880
WELDING	68,146	13,196	1,630	22,000	9,000	-	850	46,676	114,822
COSMETOLOGY	72,664	14,573	850	8,200	-	-	950	24,573	97,237
INDUSTRIAL TECHNOLOGY (Allocated)	173,083	31,767	3,640	3,500	30,000	-	3,400	72,307	245,390
WORKFORCE EDUCATION	-	-	6,000	4,645	-	-	-	10,645	10,645
TOTAL SHELBY CENTER	632,106	135,131	24,945	72,690	39,600	-	13,301	285,667	917,773
GRAND TOTAL ALL ALLOCATIONS	\$ 8,916,126	\$ 2,052,760	\$ 1,985,994	\$ 2,376,664	\$ 346,170	\$ 74,500	\$ 200,888	\$ 7,036,976	\$ 15,953,102

PANOLA COLLEGE
AUXILIARY FUNDS
2013-14 & 2012-13 BUDGET COMPARISON

<u>REVENUE SOURCE</u>	<u>2013-14 BUDGET</u>	<u>2012-13 BUDGET</u>
COLLEGE STORE SALES	\$ 1,413,276	\$ 1,276,541
FOOD SERVICE	592,000	489,000
HOUSING	508,000	420,000
INTEREST INCOME	2,000	1,500
MISCELLANEOUS	15,000	15,000
TRANSFERS IN FROM UNRESTRICTED	349,702	278,494
TOTAL REVENUE	<u>\$ 2,879,978</u>	<u>\$ 2,480,535</u>
<u>EXPENDITURES</u>		
COLLEGE STORE	\$ 1,330,389	\$ 1,193,834
FOOD SERVICE	663,500	462,400
ATHLETICS	834,254	781,117
HOUSING	51,835	43,184
TOTAL EXPENDITURES	<u>\$ 2,879,978</u>	<u>\$ 2,480,535</u>

PANOLA COLLEGE
AUXILIARY FUND
EXPENDITURES OBJECT BUDGET
2013-14

FUNCTION	SALARIES	STAFF BENEFITS	GENERAL EXPENSES	SUPPLIES	EQUIPMENT	SCHOLAR- SHIPS	TRAVEL	TOTAL WITHOUT SALARIES	TOTAL BUDGET 2013-14
ATHLETICS									
MEN'S BASKETBALL	\$ 40,846	\$ 14,264	\$ 23,280	\$ 16,500	\$ -	\$ 49,600	\$ 8,400	\$ 112,044	\$ 152,890
MEN'S BASEBALL	41,403	16,842	34,252	24,874	-	82,500	6,400	164,868	206,271
WOMEN'S BASKETBALL	42,944	15,370	23,490	16,455	-	57,900	8,400	121,615	164,559
ATHLETIC DIRECTOR	22,259	3,240	28,550	3,000	-	-	-	34,790	57,049
RODEO TEAM	28,600	13,794	19,650	15,170	-	31,500	3,000	83,114	111,714
VOLLEYBALL	43,263	14,927	23,131	12,450	-	41,600	6,400	98,508	141,771
TOTAL ATHLETICS	219,315	78,437	152,353	88,449	-	263,100	32,600	614,939	834,254
COLLEGE STORE	56,726	16,377	1,750	1,253,281	-	-	2,255	1,273,663	1,330,389
FOOD SERVICE	-	-	-	663,500	-	-	-	663,500	663,500
RESIDENCE LIFE	10,671	1,867	17,269	22,028	-	-	-	41,164	51,835
TOTAL AUXILIARY FUNDS	\$ 286,712	\$ 96,681	\$ 171,372	\$ 2,027,258	\$ -	\$ 263,100	\$ 34,855	\$ 2,593,266	\$ 2,879,978

PANOLA COLLEGE
CURRENT RESTRICTED FUND REVENUES
2013-14 BUDGET

	TOTAL 2013-14
	<u> </u>
LOCAL SOURCES	
TRANSFERS IN FROM UNRESTRICTED FUND	\$ 602,800
INTEREST / ROYALTY INCOME	<u>5,000</u>
TOTAL LOCAL SOURCES	<u>607,800</u>
 STATE SOURCES	
TEXAS GRANTS	149,725
TEXAS WORK STUDY	12,206
ADULT BASIC EDUCATION GRANTS	<u>49,705</u>
TOTAL STATE SOURCES	<u>211,636</u>
 FEDERAL SOURCES	
PELL AWARDS	4,825,463
SEOG AWARDS	32,126
CWS AWARDS	37,684
CARL PERKINS GRANT	154,126
ADULT BASIC EDUCATION GRANTS	<u>154,695</u>
TOTAL FEDERAL SOURCES	<u>5,204,094</u>
 TOTAL CURRENT RESTRICTED FUND REVENUES	<u><u>\$ 6,023,530</u></u>

PANOLA COLLEGE
 CURRENT RESTRICTED FUND EXPENDITURES
 2013-14 BUDGET

	<u>TOTAL 2013-14</u>
LOCAL SOURCES	
TUITION & FEES SCHOLARSHIPS	<u>\$ 607,800</u>
TOTAL LOCAL SOURCES	<u>607,800</u>
STATE SOURCES	
TEXAS GRANTS	149,725
TEXAS WORK STUDY	12,206
ADULT BASIC EDUCATION GRANTS	<u>49,705</u>
TOTAL STATE SOURCES	<u>211,636</u>
FEDERAL SOURCES	
PELL AWARDS	4,825,463
SEOG AWARDS	32,126
CWS AWARDS	37,684
CARL PERKINS GRANT	154,126
ADULT BASIC EDUCATION GRANTS	<u>154,695</u>
TOTAL FEDERAL SOURCES	<u>5,204,094</u>
TOTAL CURRENT RESTRICTED FUND REVENUES	<u><u>\$ 6,023,530</u></u>

PANOLA COLLEGE
UNEXPENDED PLANT FUND
2013-14 BUDGET

	<u>TOTAL 2013-14</u>
<u>REVENUES</u>	
INTEREST EARNINGS	\$ 5,000
TRANSFERS IN FROM UNRESTRICTED	<u>386,051</u>
TOTAL REVENUES	<u>391,051</u>
<u>EXPENDITURES</u>	
TOTAL EXPENDITURES	<u>-</u>
<u>OTHER USES</u>	
TOTAL OTHER USES	<u>391,051</u>
ACCUMULATION (USE) OF CASH RESERVES	<u>\$ -</u>

PANOLA COLLEGE
CONSTRUCTION FUND
2012-13 BUDGET

	<u>TOTAL 2012-13</u>
<u>REVENUES</u>	
TRANSFERS FROM UNEXPENDED PLANT FUND	\$ 391,051
INTEREST INCOME	<u>-</u>
TOTAL REVENUES	<u>391,051</u>
<u>EXPENDITURES</u>	
CONSTRUCTION PROJECTS	<u>391,051</u>
TOTAL EXPENDITURES	<u>391,051</u>
USE OF CASH RESERVES	<u><u>\$ -</u></u>