

Panola College

***BUDGET
FISCAL YEAR
2012-2013***

PANOLA COLLEGE

TABLE OF CONTENTS 2012-2013 BUDGET

BUDGET & BUDGET COMPARISON (ALL FUNDS)	1
CURRENT UNRESTRICTED FUNDS REVENUES AND EXPENDITURES	
Budget & Budget Comparison	2
Graph - Revenue by Major Function	3
Graph - Expenditures by Major Function	4
Graph - Expenditures by Major Object	5
Expenditure Functional Budget	6-8
Expenditure Object Budget	9-12
AUXILIARY FUND	
Budget & Budget Comparison	13
Expenditure Object Budget	14
CURRENT RESTRICTED FUND BUDGET	15-16
UNEXPENDED PLANT FUND BUDGET	17
CONSTRUCTION FUND BUDGET	18

PANOLA COLLEGE
 BUDGET AND BUDGET COMPARISON
 ALL FUNDS COMBINED
 2012-13 AND 2011-12

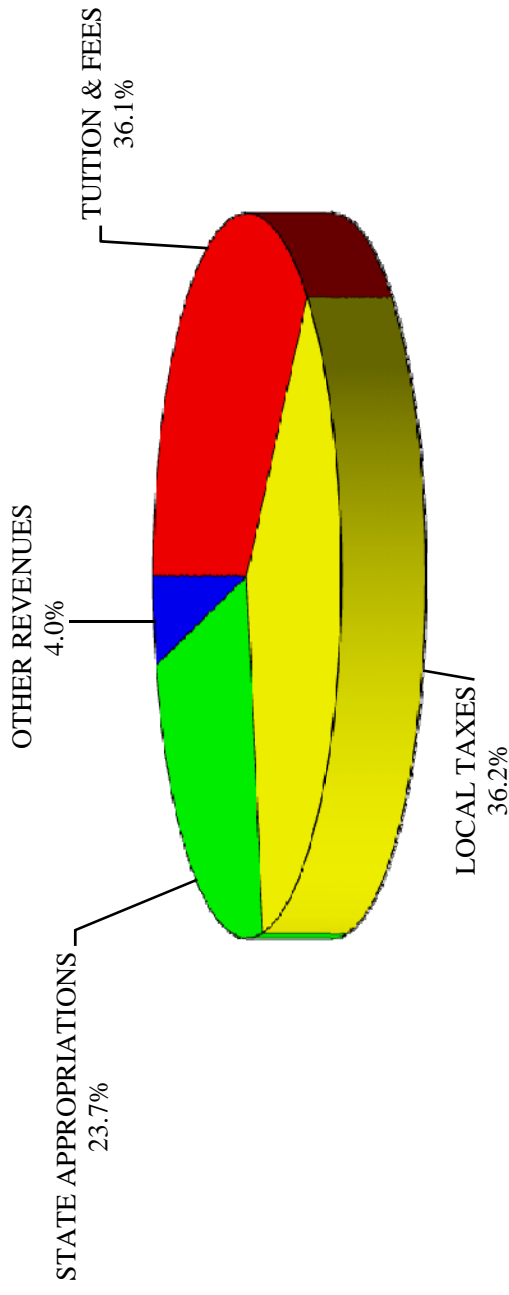
	<u>2012-13</u> <u>BUDGET</u>	<u>2011-12</u> <u>BUDGET</u>
REVENUES AND OTHER SOURCES		
TUITION AND FEES	\$ 5,377,578	\$ 4,500,000
LOCAL TAXES	5,400,000	5,400,000
STATE APPROPRIATIONS	3,533,947	3,383,947
STATE GRANTS	138,544	111,388
FEDERAL GRANTS	5,215,790	3,639,330
INTEREST / OTHER INCOME	624,713	467,713
AUXILIARY INCOME	2,185,541	1,878,165
(ACCUMULATION) USE OF CASH RESERVES	<u>1,103,949</u>	<u>(210,000)</u>
TOTAL REVENUES	<u>\$ 23,580,062</u>	<u>\$ 19,170,543</u>
EXPENDITURES		
UNRESTRICTED FUND EXPENDITURES	\$ 13,741,541	\$ 12,725,273
AUXILIARY FUND EXPENDITURES	2,480,535	2,184,548
RESTRICTED FUND EXPENDITURES	<u>5,857,986</u>	<u>4,260,722</u>
TOTAL EXPENDITURES	<u>\$ 23,580,062</u>	<u>\$ 19,170,543</u>
OTHER SOURCES AND USES		
TRANSFERS IN:		
UNRESTRICTED FUND	\$ 777,146	\$ 794,887
UNEXPENDED PLANT FUND	386,051	200,000
TRANSFERS OUT:		
UNRESTRICTED FUND	(777,146)	(794,887)
UNEXPENDED PLANT FUND	<u>(386,051)</u>	<u>(200,000)</u>
TOTAL OTHER SOURCES AND USES	<u>\$ -</u>	<u>\$ -</u>

PANOLA COLLEGE
CURRENT UNRESTRICTED FUND REVENUES AND EXPENDITURES
2012-13 BUDGET & 2011-12 BUDGET COMPARISON

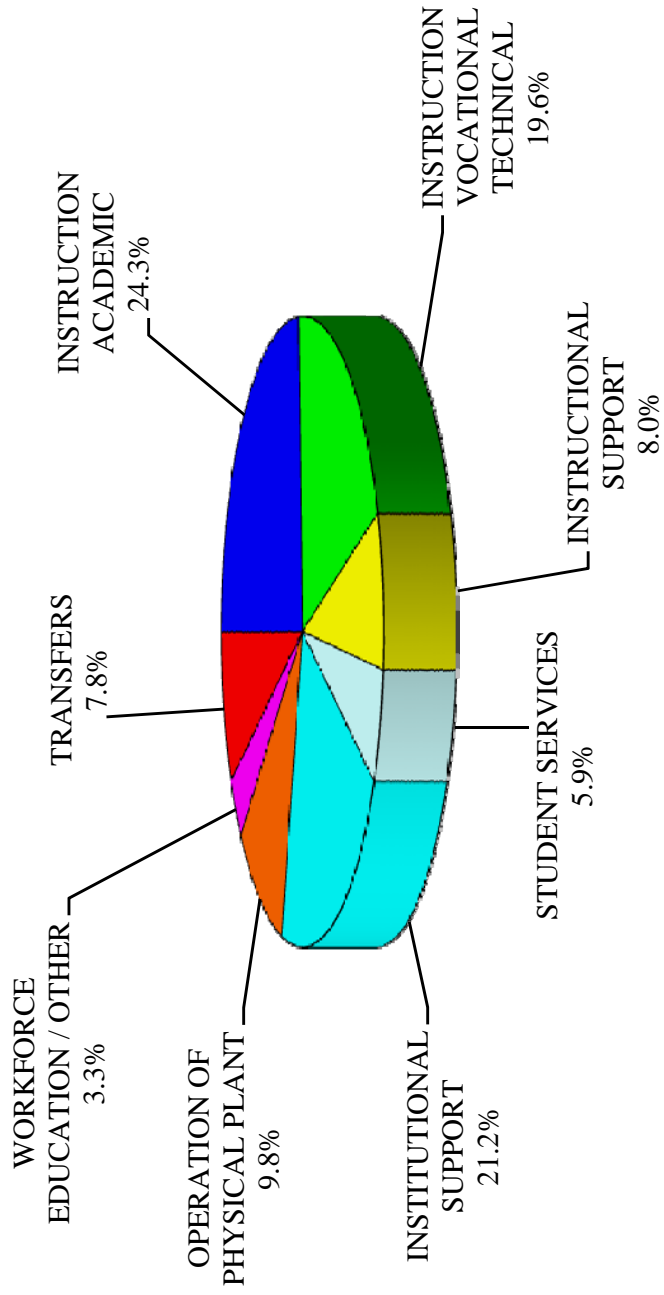
REVENUE SOURCE	CARTHAGE CAMPUS	MARSHALL CENTER	SHELBY CENTER	2012-13 BUDGET	2011-12 BUDGET
TUITION AND FEES	\$ 4,248,287	\$ 322,655	\$ 806,637	\$ 5,377,578	\$ 4,500,000
LOCAL TAXES	5,400,000			5,400,000	5,400,000
STATE APPROPRIATIONS (ALLOCATED)	3,138,145	81,281	314,521	3,533,947	3,383,947
INTEREST INCOME	75,000			75,000	50,000
TRANSFER FROM UNEXPENDED RESERVES	0			0	0
OTHER REVENUES	481,938	5,182	31,093	518,213	386,213
TOTAL REVENUES	\$ 13,343,370	\$ 409,118	\$ 1,152,251	\$ 14,904,738	\$ 13,720,160
EXPENDITURES					
INSTRUCTION ACADEMIC	\$ 2,942,779	\$ 258,126	\$ 419,041	\$ 3,619,946	\$ 3,089,230
INSTRUCTION VOCATIONAL TECHNICAL	2,373,445	7,331	540,853	2,921,628	2,532,483
INSTRUCTIONAL SUPPORT	1,198,635	-	-	1,198,635	1,182,674
STUDENT SERVICES	880,741	-	-	880,741	816,611
INSTITUTIONAL SUPPORT	3,165,584	-	-	3,165,584	3,292,656
OPERATION OF PHYSICAL PLANT	1,402,784	3,900	49,000	1,455,684	1,375,821
WORKFORCE EDUCATION / OTHER	439,186	25,492	34,645	499,323	435,798
TRANSFERS TO UNEXPENDED RESERVES				-	-
TRANSFERS TO OTHER FUNDS	1,163,197			1,163,197	994,887
TOTAL EXPENDITURES	\$ 13,566,351	\$ 294,849	\$ 1,043,539	\$ 14,904,738	\$ 13,720,160

Current Unrestricted Funds

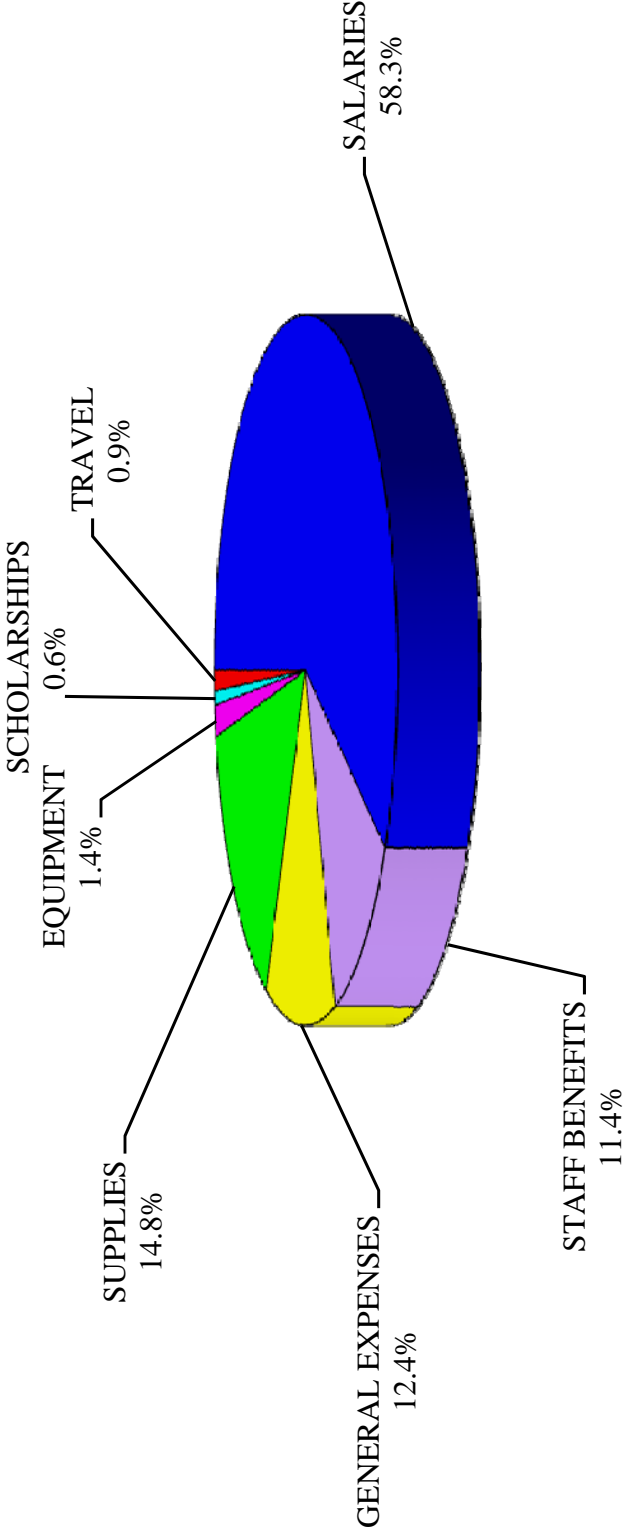
Revenues By Major Function



Current Unrestricted Fund Expenditures By Function



Current Unrestricted Fund Expenditures By Major Object



PANOLA COLLEGE
 CURRENT UNRESTRICTED FUND EXPENDITURES
 EXPENDITURE FUNCTIONAL BUDGET
 2012-13

EXPENDITURES	CARTHAGE CAMPUS	MARSHALL CENTER	SHELBY CENTER	TOTAL 2012-13
ACADEMIC INSTRUCTION:				
INSTRUCTIONAL ADMINISTRATION	\$ 248,201	\$ 79,748	\$ 165,658	\$ 493,607
BIOLOGY	436,013		81,887	517,900
PHYSICS / CHEMISTRY	80,501			80,501
PHYSICAL EDUCATION	207,531	10,571	14,418	232,520
WELLNESS CENTER	19,778			19,778
VOCAL MUSIC	113,930			113,930
INSTRUMENTAL MUSIC	162,037			162,037
SPEECH	153,222	3,851	2,294	159,367
DRAMA	108,144			108,144
ART	91,079	4,910	1,700	97,689
SPANISH	68,514	2,140		70,654
ENGLISH	263,232	24,978	26,364	314,574
EDUCATION	64,594			64,594
JOURNALISM	65,231			65,231
MATHEMATICS	220,811	1,681	6,761	229,253
POLITICAL SCIENCE	78,027		6,591	84,618
HISTORY	102,585	6,922	13,048	122,555
SOCIOLOGY	75,492	6,240		81,732
BUSINESS	72,655			72,655
PSYCHOLOGY	95,248	11,671	9,395	116,314
DEVELOPMENTAL SKILLS	215,954	31,439	13,490	260,883
ACADEMIC RELATED	-	73,975	77,435	151,410
TOTAL ACADEMIC INSTRUCTION	2,942,779	258,126	419,041	3,619,946
OTHER INSTRUCTION				
WORKFORCE EDUCATION	439,186	25,492	34,645	499,323
TOTAL OTHER INSTRUCTION	439,186	25,492	34,645	499,323

PANOLA COLLEGE
 CURRENT UNRESTRICTED FUND EXPENDITURES
 EXPENDITURE FUNCTIONAL BUDGET
 2012-13

EXPENDITURES	CARTHAGE CAMPUS	MARSHALL CENTER	SHELBY CENTER	TOTAL 2012-13
VOCATIONAL TECHNICAL INSTRUCTION				
OFFICE SYSTEMS TECHNOLOGY	113,289	1,020		114,309
COMPUTER INFORMATION SYSTEMS	235,011	1,561	6,433	243,005
WELDING (Allocated)	97,891		97,891	195,781
COSMETOLOGY	86,733		113,410	200,143
MEDICAL LABORATORY TECHNICIAN	37,175			37,175
MEDICAL ASSISTANT	7,100			7,100
OCCUPATIONAL THERAPY ASSISTING	269,254			269,254
HEALTH INFORMATION TECHNOLOGY	174,348	4,750		179,098
ASSOCIATE DEGREE NURSING	886,337			886,337
VOCATIONAL NURSING (Allocated)	191,839		191,839	383,678
CERTIFIED NURSE AID	65,350			65,350
EMERGENCY MEDICAL TECHNICIAN	77,838			77,838
INDUSTRIAL TECHNOLOGY (Allocated)	131,280		131,280	262,560
TOTAL VOCATIONAL TECHNICAL INSTRUCTION	2,373,445	7,331	540,853	2,921,628
INSTRUCTIONAL SUPPORT				
LIBRARY	417,771			417,771
DISTANCE LEARNING	424,446			424,446
COMPUTER SERVICES	356,418			356,418
TOTAL INSTRUCTIONAL SUPPORT	1,198,635	-	-	1,198,635
INSTITUTIONAL SUPPORT				
GOVERNING BOARD OF TRUSTEES	59,639			59,639
PRESIDENT'S OFFICE	287,066			287,066
BUSINESS & FISCAL MANAGEMENT	525,768			525,768
COLLEGE RELATIONS / SERVICES	225,674			225,674
GRANTS	37,135			37,135
GENERAL INSTITUTIONAL	1,747,776			1,747,776
CAMPUS SECURITY	213,776			213,776
STAFF BENEFITS	45,361			45,361
INSTITUTIONAL RESEARCH	8,389			8,389
INSTITUTIONAL EFFECTIVENESS / SACS	15,000			15,000
TOTAL INSTITUTIONAL SUPPORT	3,165,584	-	-	3,165,584

PANOLA COLLEGE
 CURRENT UNRESTRICTED FUND EXPENDITURES
 EXPENDITURE FUNCTIONAL BUDGET
 2012-13

EXPENDITURES	CARTHAGE CAMPUS	MARSHALL CENTER	SHELBY CENTER	TOTAL 2012-13
STUDENT SERVICES				
STUDENT SERVICES ADMINISTRATION	227,778			227,778
ADMISSIONS & REGISTRAR	221,105			221,105
STUDENT ACTIVITIES	55,229			55,229
STUDENT SENATE	4,355			4,355
FINANCIAL AID	134,653			134,653
GUIDANCE & COUNSELING	119,228			119,228
TESTING	117,993			117,993
HONORS PROGRAM	400			400
TOTAL STUDENT SERVICES	880,741	-	-	880,741
PHYSICAL PLANT				
GENERAL SERVICES	1,059,884			1,059,884
UTILITIES	342,900	3,900	49,000	395,800
TOTAL PHYSICAL PLANT	1,402,784	3,900	49,000	1,455,684
TOTAL EXPENDITURES BEFORE TRANSFERS AND OTHER USES	12,403,154	294,849	1,043,539	13,741,541
TRANSFERS				
TRANSFER TO AUXILIARY	278,494			278,494
TRANSFER TO UNEXPENDED PLANT FUND	386,051			386,051
TRANSFER TO GENERAL SCHOLARSHIPS	498,652			498,652
TOTAL TRANSFERS	1,163,197	-	-	1,163,197
TOTAL EXPENDITURES AND TRANSFERS	\$ 13,566,351	\$ 294,849	\$ 1,043,539	\$ 14,904,738

PANOLA COLLEGE
CURRENT UNRESTRICTED FUND EXPENDITURES
EXPENDITURES OBJECT BUDGET
2012-13

FUNCTION	SALARIES	STAFF BENEFITS	GENERAL EXPENSES	SUPPLIES	EQUIPMENT	SCHOLAR-SHIPS	TRAVEL	TOTAL WITHOUT SALARIES	TOTAL BUDGET 2012-13
CARTHAGE CAMPUS									
ACADEMIC INSTRUCTION:									
ACADEMIC ADMINISTRATION	\$ 176,712	\$ 34,379	\$ 26,050	\$ 3,000	\$ -	\$ -	\$ 8,060	\$ 71,489	\$ 248,201
BIOLOGY	410,213	68,912	7,535	25,630	-	-	5,610	107,687	517,900
PHYSICS / CHEMISTRY	62,095	11,656	1,200	4,250	-	-	1,300	18,406	80,501
PHYSICAL EDUCATION	197,102	34,518	300	600	-	-	-	35,418	232,520
WELLNESS CENTER	3,500	53	25	11,600	4,600	-	-	16,278	19,778
VOCAL MUSIC	59,484	9,838	1,060	7,248	-	32,000	4,300	54,446	113,930
INSTRUMENTAL MUSIC	106,751	16,772	834	9,680	-	25,000	3,000	55,286	162,037
SPEECH	130,404	24,463	850	2,100	-	-	1,550	28,963	159,367
DRAMA	55,296	10,998	1,670	9,605	-	25,000	5,575	52,848	108,144
ART	78,665	13,652	865	1,400	-	2,632	475	19,024	97,689
SPANISH	58,370	11,309	425	300	-	-	250	12,284	70,654
ENGLISH	267,872	43,692	1,760	800	-	-	450	46,702	314,574
EDUCATION	51,391	10,533	1,670	600	-	-	400	13,203	64,594
JOURNALISM	48,048	10,143	690	4,150	-	800	1,400	17,183	65,231
MATHEMATICS	188,424	34,209	3,020	2,600	-	-	1,000	40,829	229,253
POLITICAL SCIENCE	69,945	12,383	1,420	270	-	-	600	14,673	84,618
HISTORY	103,532	15,643	1,030	800	-	-	1,550	19,023	122,555
SOCIOLOGY	66,798	12,064	420	250	-	-	2,200	14,934	81,732
BUSINESS	60,336	11,819	150	140	-	-	210	12,319	72,655
PSYCHOLOGY	99,777	15,667	520	150	-	-	200	16,537	116,314
DEVELOPMENTAL SKILLS	218,048	31,539	2,271	1,500	-	-	7,525	42,835	260,883
TOTAL ACADEMIC INSTRUCTION	2,512,763	434,242	53,765	86,673	4,600	85,432	45,655	710,367	3,223,130

PANOLA COLLEGE
CURRENT UNRESTRICTED FUND EXPENDITURES
EXPENDITURES OBJECT BUDGET
2012-13

FUNCTION	SALARIES	STAFF BENEFITS	GENERAL EXPENSES	SUPPLIES	EQUIPMENT	SCHOLAR-SHIPS	TRAVEL	TOTAL WITHOUT SALARIES	TOTAL BUDGET 2012-13
CARTHAGE CAMPUS									
VOCATIONAL INSTRUCTION									
OFFICE SYSTEMS TECHNOLOGY	\$ 75,821	\$ 13,523	\$ 465	\$ 2,300	\$ 22,000	\$ -	\$ 200	\$ 38,488	\$ 114,309
COMPUTER INFORMATION SYSTEMS	198,926	37,524	1,280	3,825	-	-	1,450	44,079	243,005
WELDING (Allocated)	61,874	11,524	1,393	17,750	4,500	-	850	36,017	97,891
COSMETOLOGY	65,388	12,170	850	7,575	-	-	750	21,345	86,733
MEDICAL LABORATORY TECHNICIAN	-	-	6,755	4,000	24,700	-	1,720	37,175	37,175
MEDICAL ASSISTANT	-	-	1,100	4,000	-	-	2,000	7,100	7,100
OCCUPATIONAL THERAPY ASSISTING	217,688	39,287	5,410	4,625	-	-	2,244	51,566	269,254
HEALTH INFORMATION TECHNOLOGY	138,704	29,613	2,885	5,896	-	-	2,000	40,394	179,098
ASSOCIATE DEGREE NURSING	726,750	131,894	6,044	2,200	-	-	19,449	159,587	886,337
VOCATIONAL NURSING (Allocated)	150,950	32,289	2,250	750	1,500	-	4,101	40,890	191,839
CERTIFIED NURSE AID	53,251	9,394	-	750	-	-	1,955	12,099	65,350
EMERGENCY MEDICAL TECHNICIAN	61,913	11,295	2,130	1,000	-	-	1,500	15,925	77,838
INDUSTRIAL TECHNOLOGY (Allocated)	102,509	18,932	3,640	1,000	1,800	-	3,400	28,772	131,280
TOTAL VOCATIONAL TECHNICAL INSTRUCTION	1,853,773	347,444	34,202	55,671	54,500	-	41,619	533,436	2,387,209
INSTRUCTIONAL SUPPORT									
LIBRARY	243,594	58,827	3,450	65,400	44,500	-	2,000	174,177	417,771
DISTANCE LEARNING	312,411	58,835	2,300	45,900	-	-	5,000	112,035	424,446
COMPUTER SERVICES	248,408	47,924	250	42,686	9,300	-	7,850	108,010	356,418
TOTAL INSTRUCTIONAL SUPPORT	804,413	165,586	6,000	153,986	53,800	-	14,850	394,222	1,198,635
OTHER INSTRUCTIONAL WORKFORCE EDUCATION									
TOTAL OTHER INSTRUCTIONAL	340,614	33,702	16,150	46,220	-	-	2,500	98,572	439,186

PANOLA COLLEGE
CURRENT UNRESTRICTED FUND EXPENDITURES
EXPENDITURES OBJECT BUDGET
2012-13

FUNCTION	SALARIES	STAFF BENEFITS	GENERAL EXPENSES	SUPPLIES	EQUIPMENT	SCHOLAR-SHIPS	TRAVEL	TOTAL WITHOUT SALARIES	TOTAL BUDGET 2012-13
CARTHAGE CAMPUS									
INSTITUTIONAL SUPPORT									
GOVERNING BOARD OF TRUSTEES	-	47,889	5,450	3,800	-	-	2,500	59,639	59,639
PRESIDENT'S OFFICE	232,482	41,660	1,750	2,000	-	-	9,174	54,584	287,066
BUSINESS & FISCAL MANAGEMENT	407,871	82,227	13,670	16,750	-	-	5,250	117,897	525,768
COLLEGE RELATIONS / SERVICES	113,098	22,692	84,465	3,294	-	-	2,125	112,576	225,674
GRANTS	27,203	7,707	825	400	-	-	1,000	9,932	37,135
GENERAL INSTITUTIONAL	45,765	12,679	348,520	1,333,562	-	7,250	-	1,702,011	1,747,776
CAMPUS SECURITY	163,087	44,339	1,075	3,115	-	-	2,160	50,689	213,776
STAFF BENEFITS	-	45,361	-	-	-	-	-	45,361	45,361
INSTITUTIONAL RESEARCH	6,393	749	260	187	-	-	800	1,996	8,389
INSTITUTIONAL EFFECTIVENESS / SACS	-	-	-	-	-	-	15,000	15,000	15,000
TOTAL INSTITUTIONAL SUPPORT	995,899	305,303	456,015	1,363,108	-	7,250	38,009	2,169,685	3,165,584
STUDENT SERVICES									
STUDENT SERVICES ADMINISTRATION	155,633	34,445	26,200	4,000	-	-	7,500	72,145	227,778
ADMISSIONS & REGISTRAR	164,965	38,010	11,025	4,450	-	-	2,655	56,140	221,105
STUDENT ACTIVITIES	29,852	7,112	15,015	1,350	1,900	-	-	25,377	55,229
STUDENT SENATE	-	-	255	100	-	-	4,000	4,355	4,355
FINANCIAL AID	103,498	25,605	2,500	250	-	-	2,800	31,155	134,653
GUIDANCE & COUNSELING	93,467	22,751	535	175	-	-	2,300	25,761	119,228
TESTING	75,180	15,548	1,315	23,750	-	-	2,200	42,813	117,993
HONORS PROGRAM	-	-	30	40	-	-	330	400	400
TOTAL STUDENT SERVICES	622,595	143,471	56,875	34,115	1,900	-	21,785	258,146	880,741

PANOLA COLLEGE
CURRENT UNRESTRICTED FUND EXPENDITURES
EXPENDITURES OBJECT BUDGET
2012-13

FUNCTION	SALARIES	STAFF BENEFITS	GENERAL EXPENSES	SUPPLIES	EQUIPMENT	SCHOLAR-SHIPS	TRAVEL	TOTAL WITHOUT SALARIES	TOTAL BUDGET 2012-13
CARTHAGE CAMPUS									
PHYSICAL PLANT									
GENERAL SERVICES UTILITIES	588,487	85,867	995	294,235	80,850	-	9,450	471,397	1,059,884
	-	-	342,900	-	-	-	-	342,900	342,900
TOTAL PHYSICAL PLANT	588,487	85,867	343,895	294,235	80,850	-	9,450	814,297	1,402,784
TRANSFERS									
TRANSFER TO AUXILIARY			280,494					280,494	280,494
TRANSFER TO GENERAL SCHOLARSHIPS			498,652					498,652	498,652
TOTAL TRANSFERS	-	-	779,146	-	-	-	-	779,146	779,146
TOTAL CARTHAGE CAMPUS	7,718,544	1,515,615	1,746,048	2,034,008	195,650	92,682	173,868	5,757,871	13,476,415
MARSHALL CENTER									
MARSHALL MALL CENTER WORKFORCE EDUCATION	75,349	17,399	10,925	49,600	-	-	450	78,374	153,723
	22,000	-	500	2,992	-	-	-	3,492	25,492
TOTAL MARSHALL CENTER	97,349	17,399	11,425	52,592	-	-	450	81,866	179,215
SHELBY CENTER									
SHELBY COLLEGE CENTER VOCATIONAL NURSING (Allocated)	159,844	35,748	22,481	21,420	-	-	3,600	83,249	243,093
WELDING (Allocated)	150,950	32,289	2,250	750	1,500	-	4,101	40,890	191,839
COSMETOLOGY	61,874	11,524	1,393	17,750	4,500	-	850	36,017	97,891
INDUSTRIAL TECHNOLOGY (Allocated)	89,094	15,181	810	7,575	-	-	750	24,316	113,410
WORKFORCE EDUCATION	102,509	18,932	3,640	1,000	1,800	-	3,400	28,772	131,280
	26,000	-	4,000	4,645	-	-	-	8,645	34,645
TOTAL SHELBY CENTER	590,270	113,673	34,574	53,140	7,800	-	12,701	221,888	812,158
GRAND TOTAL ALL ALLOCATIONS	\$ 8,406,163	\$ 1,646,687	\$ 1,792,046	\$ 2,139,740	\$ 203,450	\$ 92,682	\$ 187,019	\$ 6,061,624	\$ 14,467,787

PANOLA COLLEGE
AUXILIARY FUNDS
2012-13 & 2011-12 BUDGET COMPARISON

<u>REVENUE SOURCE</u>	<u>2012-13 BUDGET</u>	<u>2011-12 BUDGET</u>
COLLEGE STORE SALES	\$ 1,276,541	\$ 1,063,165
FOOD SERVICE	489,000	425,000
HOUSING	420,000	390,000
INTEREST INCOME	1,500	1,500
MISCELLANEOUS	15,000	15,000
TRANSFERS IN FROM UNRESTRICTED	278,494	289,883
TOTAL REVENUE	<u>\$ 2,480,535</u>	<u>\$ 2,184,548</u>
<u>EXPENDITURES</u>		
COLLEGE STORE	\$ 1,193,834	\$ 980,458
FOOD SERVICE	462,400	457,500
ATHLETICS	781,117	702,404
HOUSING	43,184	44,186
TOTAL EXPENDITURES	<u>\$ 2,480,535</u>	<u>\$ 2,184,548</u>

PANOLA COLLEGE
 AUXILIARY FUND
 EXPENDITURES OBJECT BUDGET
 2012-13

FUNCTION	STAFF			GENERAL			EQUIPMENT	SCHOLAR- SHIPS	TRAVEL	TOTAL WITHOUT SALARIES	TOTAL BUDGET 2012-13
	SALARIES	BENEFITS	EXPENSES	SUPPLIES	SUPPLIES	SHIPS					
ATHLETICS											
MEN'S BASKETBALL	\$ 39,699	\$ 15,524	\$ 21,100	\$ 15,000	\$ -	\$ 56,000	\$ 5,400	\$ 113,024	\$ 152,723		
MEN'S BASEBALL	36,245	21,048	34,352	18,450	-	79,000	6,400	159,250	195,495		
WOMEN'S BASKETBALL	41,772	17,314	21,160	15,000	-	53,000	5,400	111,874	153,646		
ATHLETIC DIRECTOR	21,500	3,129	25,550	500	-	-	-	29,179	50,679		
RODEO TEAM	22,929	7,864	18,850	9,220	-	21,500	2,000	59,434	82,363		
VOLLEYBALL	40,105	18,270	22,686	12,750	-	47,500	4,900	106,106	146,211		
TOTAL ATHLETICS	202,250	83,149	143,698	70,920	-	257,000	24,100	578,867	781,117		
COLLEGE STORE	34,619	13,830	1,385	1,141,130	-	-	2,870	1,159,215	1,193,834		
FOOD SERVICE	-	-	-	462,400	-	-	-	462,400	462,400		
RESIDENCE LIFE	10,580	3,704	12,800	16,100	-	-	-	32,604	43,184		
TOTAL AUXILIARY FUNDS	\$ 247,449	\$ 100,683	\$ 157,883	\$ 1,690,550	\$ -	\$ 257,000	\$ 26,970	\$ 2,233,086	\$ 2,480,535		

PANOLA COLLEGE
CURRENT RESTRICTED FUND REVENUES
2012-13 BUDGET

	TOTAL 2012-13
	<u> </u>
LOCAL SOURCES	
TRANSFERS IN FROM UNRESTRICTED FUND	\$ 498,652
INTEREST / ROYALTY INCOME	<u>5,000</u>
TOTAL LOCAL SOURCES	<u>503,652</u>
 STATE SOURCES	
TEXAS GRANTS	119,906
ADULT BASIC EDUCATION GRANTS	<u>18,638</u>
TOTAL STATE SOURCES	<u>138,544</u>
 FEDERAL SOURCES	
PELL AWARDS	4,825,463
SEOG AWARDS	32,126
CWS AWARDS	37,684
TEXAS WORK STUDY	11,696
CARL PERKINS GRANT	154,126
ADULT BASIC EDUCATION GRANTS	<u>154,695</u>
TOTAL FEDERAL SOURCES	<u>5,215,790</u>
 TOTAL CURRENT RESTRICTED FUND REVENUES	<u><u>\$ 5,857,986</u></u>

PANOLA COLLEGE
 CURRENT RESTRICTED FUND EXPENDITURES
 2012-13 BUDGET

	<u>TOTAL 2012-13</u>
LOCAL SOURCES	
TUITION & FEES SCHOLARSHIPS	<u>\$ 503,652</u>
TOTAL LOCAL SOURCES	<u>503,652</u>
STATE SOURCES	
TEXAS GRANTS	119,906
ADULT BASIC EDUCATION GRANTS	<u>18,638</u>
TOTAL STATE SOURCES	<u>138,544</u>
FEDERAL SOURCES	
PELL AWARDS	4,825,463
SEOG AWARDS	32,126
CWS AWARDS	37,684
TEXAS WORK STUDY	11,696
CARL PERKINS GRANT	154,126
ADULT BASIC EDUCATION GRANTS	<u>154,695</u>
TOTAL FEDERAL SOURCES	<u>5,215,790</u>
TOTAL CURRENT RESTRICTED FUND REVENUES	<u><u>\$ 5,857,986</u></u>

PANOLA COLLEGE
UNEXPENDED PLANT FUND
2012-13 BUDGET

	<u>TOTAL 2012-13</u>
<u>REVENUES</u>	
INTEREST EARNINGS	\$ 10,000
TRANSFERS IN FROM UNRESTRICTED	<u>386,051</u>
TOTAL REVENUES	<u>396,051</u>
<u>EXPENDITURES</u>	
TOTAL EXPENDITURES	<u>-</u>
<u>OTHER USES</u>	
TOTAL OTHER USES	<u>1,500,000</u>
ACCUMULATION (USE) OF CASH RESERVES	<u><u>\$ (1,103,949)</u></u>

PANOLA COLLEGE
CONSTRUCTION FUND
2012-13 BUDGET

	<u>TOTAL 2012-13</u>
<u>REVENUES</u>	
TRANSFERS FROM UNEXPENDED PLANT FUND	\$ 1,500,000
INTEREST INCOME	<u>-</u>
TOTAL REVENUES	<u>1,500,000</u>
<u>EXPENDITURES</u>	
NEW DORM CONSTRUCTION	<u>1,500,000</u>
TOTAL EXPENDITURES	<u>1,500,000</u>
USE OF CASH RESERVES	<u><u>\$ -</u></u>