



TEXARKANA COLLEGE

Budget

2012-2013



TEXARKANA COLLEGE

Office of the President | James Henry Russell, CPA

September 4, 2012

Texas Higher Education Coordinating Board
Attn: Mr. Jim Pinkard
P.O. Box 12788
Austin, TX 78711

TEXAS HIGHER EDUCATION
COORDINATING BOARD

SEP 10 2012

PLANNING AND
ACCOUNTABILITY

RE: 2011-2012 Amended Budget and 2012-2013 Approved Budget

Dear Mr. Pinkard:

First of all I want to thank you on behalf of the Board of Trustees, Faculty, Staff, and Students at Texarkana College for all of your help this year. Kim and I do not know if we would have made it through this past year without all that you have done for us. We know we have asked a lot of questions. You have always been willing to answer them and help guide us through the absolute mess that we have found here.

Our situation at Texarkana College is not solved yet and we are not out of the woods. Things are better and we are working extremely hard every single day to make this an institution that our community and the State of Texas will be proud someday to brag about. Attached you will find our amended budget for the 2011-2012 year and a copy of our approved budget for the 2012-2013 year. You will notice that we already need to amend the new budget for the \$200,000 that we were hoping would be coming if the three percent hold harmless deal had gone through. We will take care of that in the near future.

Thank you again for all of your help. November 06, 2012, is a huge day for Texarkana College and our future as we go to the voters with an annexation election. Please do not hesitate to let me know if you need any additional information right now or if I need to make a personal appearance in Austin to explain in detail where we are and our situation. I am so proud of the new leadership group I have assembled here and how hard all are working to make sure we survive and get better.

Sincerely,

James Henry Russell, CPA
President

SEP 10 2012

PLANNING AND
ACCOUNTABILITY

TEXARKANA COLLEGE
2011-2012 Final Amended Budget

	Original Adopted As of 9/1/2011	Amended As of 12/2011	Final Amended As of 8/28/2012
INCOME			
Tuition, Taxes and Fees	\$ 10,541,905	\$ 6,065,213	\$ 6,132,809
State Appropriations	7,682,941	9,761,661	9,066,364
Federal & State Grants and Contracts	982,665	6,854,418	9,819,226
Auxiliary Services Income	1,995,838	1,770,838	2,465,866
Misc. Other Income	190,000	1,915,000	1,478,551
Total Income	21,393,349	26,367,130	28,962,816
EXPENSE			
Instruction	9,707,065	14,175,545	11,552,760
Academic Support	1,635,117	1,635,117	1,769,473
Student Services	1,909,299	1,909,299	2,719,784
Institutional Support	3,703,959	3,804,445	4,869,088
Operation and Maintenance of Plant	2,214,407	3,400,544	3,301,842
Scholarships and Fellowships	911,137	2,845,278	5,431,174
Auxiliary Enterprises	1,708,294	1,708,294	2,330,425
Total Expense	21,789,278	29,478,522	31,974,546
NET LOSS - Before Non- Reoccurring Revenue	(395,929)	(3,111,392)	(3,011,730)
Transfer from Foundation			750,000
Insurance Recovery-Roof			1,218,330
Anonymous Donor			300,000
Robbins Donation			100,000
Perot Donation			1,000,000
Total Non-Reoccurring Revenue			3,368,330
NET Projected (Loss) Income	\$ (395,929)	\$ (3,111,392)	\$ 356,600
Deficit to be covered by:			
Unrestricted Net Assets	\$ 1,647,838	\$ -	\$ -
Employee Benefit Related Fund	\$ 1,215,446	\$ -	\$ 1,215,446
Sale of Capital Assets and TC Foundation	\$ 248,108	\$ -	\$ -
	\$ 3,111,392	\$ 3,111,392	\$ 1,215,446



TABLE OF CONTENTS

DISTRICT PROFILE

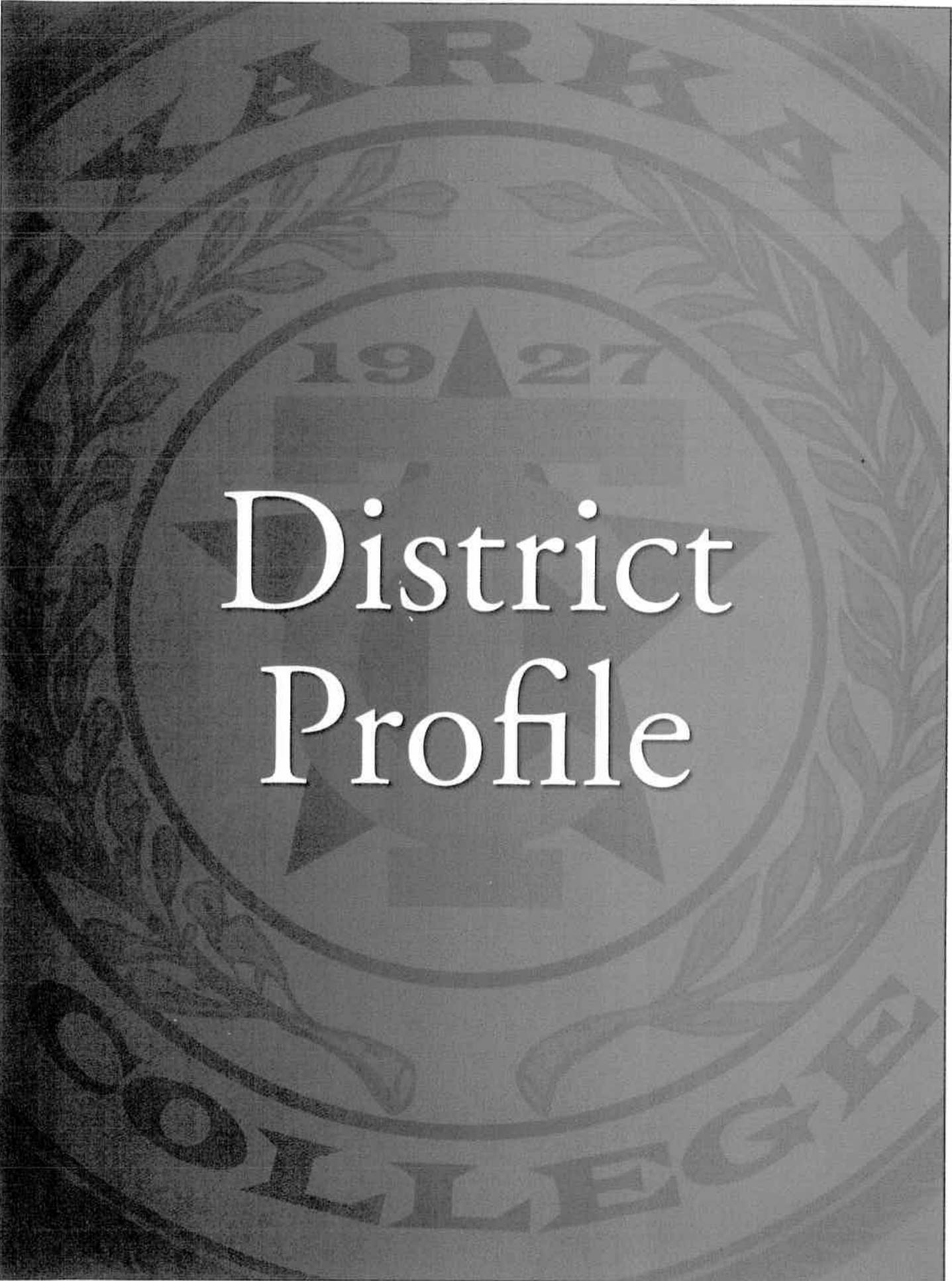
Board of Trustees	1
Administration	2
Mission Statement & Institutional Beliefs.....	3

BUDGET DATA

Executive Review	4
Budget Calendar.....	5
Budget Summary	6-7
Certified Appraised Values	8
Principal Taxpayers	9
Tax Collections.....	10
State Appropriations.....	11
Revenue by Source.....	12
Expense by Program	13
Salaries and Wages	14
Non-Restricted Net Assets	15
Summary of Significant Local Revenue Sources	16
Revenue Detail by Account	17-19
Expenditure Detail by Account.....	20-44
Expenditure Detail Comparisons by Program.....	45-117

SUPPORTING DATA

Formula Appropriations 2012-2013	
Benefit Appropriations 2012-2013	
Staff FTE's	
Estimated Taxable Values	
Enrollment and Demographic Data.....	Appendix A-H



District
Profile



BOARD OF TRUSTEES

Mr. Mike Sandefur
President

Mr. David Potter II
Vice President

Mr. Terry Taylor
Secretary

Mr. Tom Coleman

Mrs. Jean Cotten

Mrs. Jane Daines

Mrs. Kaye Ellison

Mr. Randy Moore

Dr. C. Jack Smith



ADMINISTRATION

James Henry Russell, CPA
President

Kim Jones, CPA
Chief Financial Officer

Jamie Ashby
Director of Institutional Research & Effectiveness

Mike Dumdei
Director of Information Technology

Suzy Irwin
Director of Institutional Advancement

Dr. Theresa McDonald
ERP Director

Vernon Wilder
Interim Chief Instructional Officer

Steve Mitchell
Director, Radio Station

Rick Boyette
Director of Facilities Services



MISSION STATEMENT & INSTITUTIONAL BELIEFS

MISSION STATEMENT

Texarkana College is a publicly-supported, two-year community college Dedicated to serving the educational needs of diverse individuals, businesses and the community through Relevant programs and services that are high quality, affordable and accessible. These programs are offered in an Environment of Excellence supported by a highly qualified, engaged and informed faculty and staff committed to promoting and increasing student Achievement and success in the development of knowledge and skills necessary for a rapidly changing world. Measurable student learning and institutional outcomes provide a culture of continuous improvement and data-driven decision making. In fulfillment of this mission, Texarkana College prepares individuals for Success in life and HOPE for a better tomorrow.

INSTITUTIONAL BELIEFS

1. We believe student success and the completion agenda must be the highest priority at Texarkana College.
2. We believe that Texarkana College must restore daily operations to a system of excellence in the areas of financial management, aesthetically pleasing facilities/grounds, and a safe/secure learning environment.
3. We believe that Texarkana College must be sustained and that community trust and support are critical to the success of our College.
4. We believe that Texarkana College is the economic engine of our area and that all academic and workforce programs offered must be top quality and provide a high return on investment related to the time and resources our community and students invest.
5. We believe a diverse population of well-qualified, competent, committed and caring faculty and staff members who are engaged and informed are paramount to supporting and attaining student success.



Budget Data



EXECUTIVE REVIEW

The following documents provide summaries of the Texarkana College's 2012-2013 budget. The schedules detail projected revenue of \$27,006,178 for 2012-2013 when all funds are considered. This includes local tax revenue, state and federal funds and other sources, such as our auxiliary funds. Local M&O tax revenue is projected to be \$1,352,701 and State Funding revenue, including benefit funding, is projected to be \$8,918,620.

The following estimates or projections are integral to the preparation of this budget:

- ◆ Tuition and Fees collected from students remains constant from the 2011-2012 school year to the 2012-2013 school year.
- ◆ As of the printing of this budget, the Texas Higher Education Coordinating Board has reallocated state formula appropriations for the 2012-2013 school year according to Rider 2, of the 82nd Legislature, Regular Session, General Appropriations Act, Article III, based on updated certified contact hour data. Many of the smaller community colleges are set to see significant losses in funding levels as a result of this rider. To address the significant losses, state budget leadership offices have recommended an alternative methodology for reallocating these dollars. This budget includes the estimated loss as it currently stands, but also estimates \$200,000 of that loss being recovered based on our best estimates to date.
- ◆ Appraised values remained flat over the prior year.

Using the projected revenue of \$27,006,178 and estimated expenditures of \$27,006,178 for all funds, we are projecting a break even budget for the year ended August 31, 2013. This break even budget is only possible due to the \$1.85 million dollars of non-reoccurring revenue.

This budget was prepared based on information available as of August 27, 2012.



BUDGET CALENDAR

April 2012	Business Office prepares Budget spreadsheets
May 2012	Divisions and Departments complete Budget spreadsheets
June 19, 2012	First Budget Workshop-Board of Trustees
July 17, 2012	Second Budget Workshop- Board of Trustees
July 25, 2012	Certified Appraised Values Received
August 2012	Public Hearing on Budget/Tax Rate Budget Approval-Tax Rate Approval Board of Trustees

TEXARKANA COLLEGE
2013 BUDGET
Final

INCOME	2013 1st Draft	2013 2nd Draft	2013 FINAL
Tuition, Taxes and Fees	\$ 7,167,273	\$ 7,217,273	\$ 6,072,773
State Appropriations	8,718,620	8,718,620	8,718,620
Federal Grants and Contracts	7,110,213	7,128,206	7,128,206
Auxiliary Services Income	2,184,700	2,184,700	2,234,260
Misc. Other Income	966,950	900,777	1,002,319
Total Income	<u>26,147,756</u>	<u>26,149,576</u>	<u>25,156,178</u>
EXPENSE			
Instruction	11,424,131	11,860,731	10,310,759
Academic Support	1,801,966	1,785,003	1,700,089
Student Services	2,336,830	2,225,525	2,139,350
Institutional Support	3,710,151	3,460,841	4,704,680
Operation and Maintenance of Plant	3,340,925	3,335,271	3,260,736
Scholarships and Fellowships	3,032,694	2,962,694	2,815,194
Auxiliary Enterprises	2,007,659	2,032,658	2,075,370
Total Expense	<u>27,654,356</u>	<u>27,662,723</u>	<u>27,006,178</u>
NET- Before Non-Reoccurring Revenue	(1,506,600)	(1,513,147)	(1,850,000)
State Revenue- 3% cap			200,000
Foundation Pledge			250,000
Insurance Proceeds			200,000
Anonymous Donor			200,000
Perot Donation	1,000,000	1,000,000	1,000,000
			<u>1,850,000</u>
NET Projected Loss	<u>\$ (506,600)</u>	<u>\$ (513,147)</u>	<u>\$ -</u>

TEXARKANA COLLEGE
2013 BUDGET

Final as of 8/28/2012

	2013 Final -Gross	Eliminating Entries	Net Budget
INCOME			
Tuition, Taxes and Fees	\$ 9,535,665	\$ (3,462,892)	\$ 6,072,773
State Appropriations	8,718,620		8,718,620
Federal Grants and Contracts	7,128,206		7,128,206
Auxiliary Services Income	2,234,260		2,234,260
Misc. Other Income	1,002,319		1,002,319
Total Income	28,619,070	(3,462,892)	25,156,178
EXPENSE			
Instruction	10,310,759		10,310,759
Academic Support	1,700,089		1,700,089
Student Services	2,139,350		2,139,350
Institutional Support	4,704,680		4,704,680
Operation and Maintenance of Plant	3,260,736		3,260,736
Scholarships and Fellowships	6,278,086	(3,462,892)	2,815,194
Auxiliary Enterprises	2,075,370		2,075,370
Total Expense	30,469,070	(3,462,892)	27,006,178
NET - Before Non- Reoccurring Revenue	(1,850,000)		(1,850,000)
State Revenue- 3% cap	200,000		200,000
Foundation Pledge	250,000		250,000
Insurance Proceeds	200,000		200,000
Anonymous Donor	200,000		200,000
Perot Donation	1,000,000		1,000,000
Total Non-Reoccurring Revenue	1,850,000		1,850,000
NET Projected Loss	\$ -	\$ -	\$ -

Texarkana College
Assessed Valuation of Taxable Property

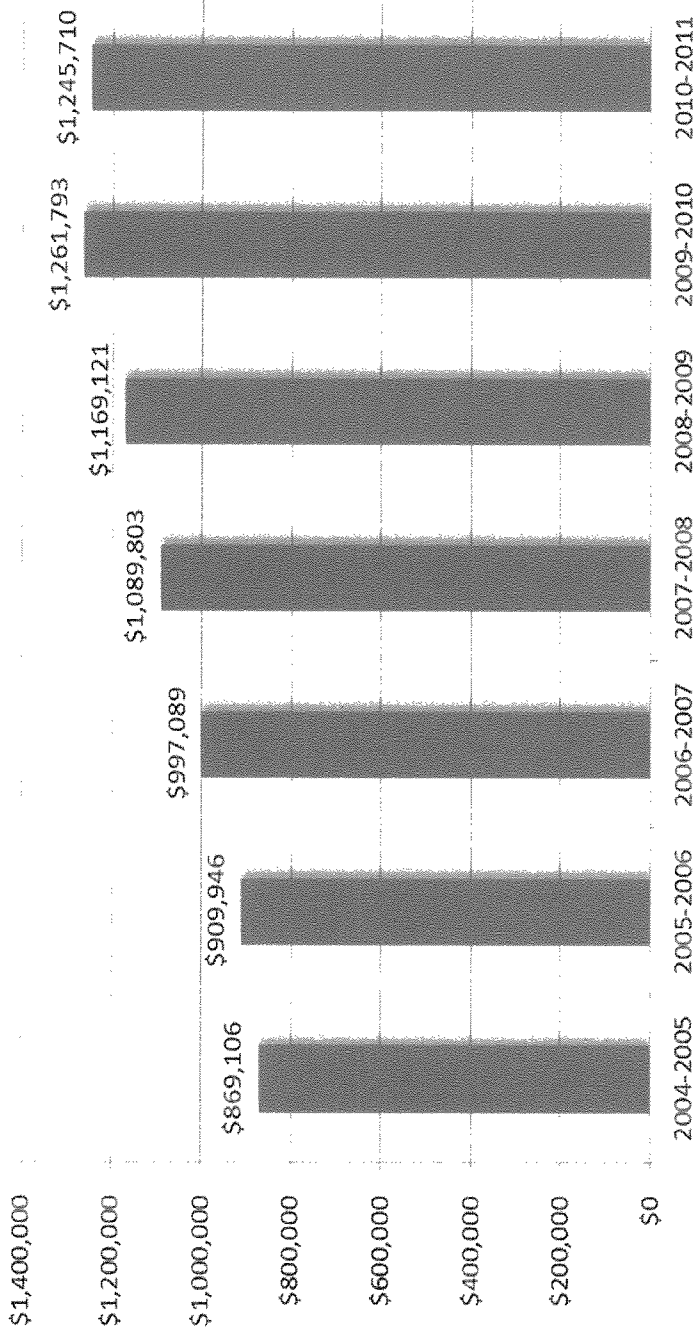
Fiscal Year	Assessed Valuation
2012-13 (Estimated)	1,275,445,285
2011-12	1,274,519,859
2010-11	1,281,328,637
2009-10	1,292,267,039
2008-09	1,322,982,651

TEXARKANA COLLEGE

Principal Tax Payers

GG & A Central Mall Partners	31,920,937	2.50%
Arden Texarkana LLC Etal	20,759,513	1.63%
AEP Southwestern Electric Power Co.	14,348,358	1.12%
Orr, William Gregg	11,115,483	0.87%
Valor Telecom of Texas LP	10,533,507	0.83%
HD Development Property LP	9,221,491	0.72%
Target Corp.	9,078,026	0.71%
Walmart Stores Sams East	7,059,146	0.55%
Iasis Healthcare	6,877,560	0.54%
JHPC Enterprises LP	6,586,757	0.52%
Total Value of Top Ten Tax Payers	127,500,778	9.99%
Total Appraised Values	1,275,445,285	

Local Tax Revenue FY 2012-2013 Budget




Budgeted Tax Collections for 2011-2012

\$ 1,352,701.00

TEXARKANA COLLEGE


2012-2013 Budget- State Funding History



TEXARKANA COLLEGE

2012-2013 Budget

Revenues by Source

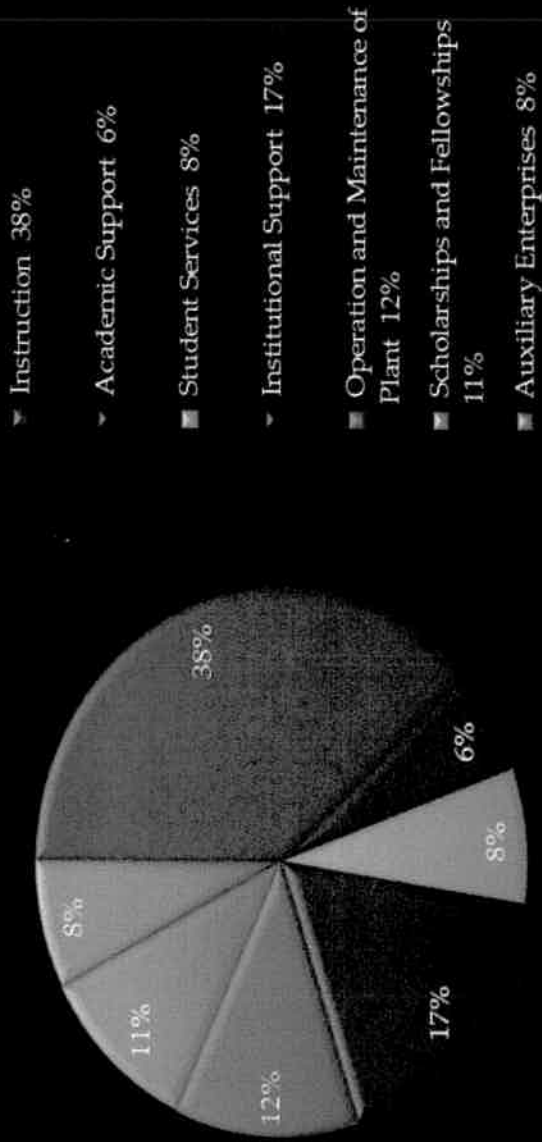


- ▾ Tuition, Taxes and Fees 23%
- ▾ State Appropriations 33%
- Federal Grants and Contracts 26%
- ▾ Auxiliary Services Income 8%
- Misc. Other Income 10%

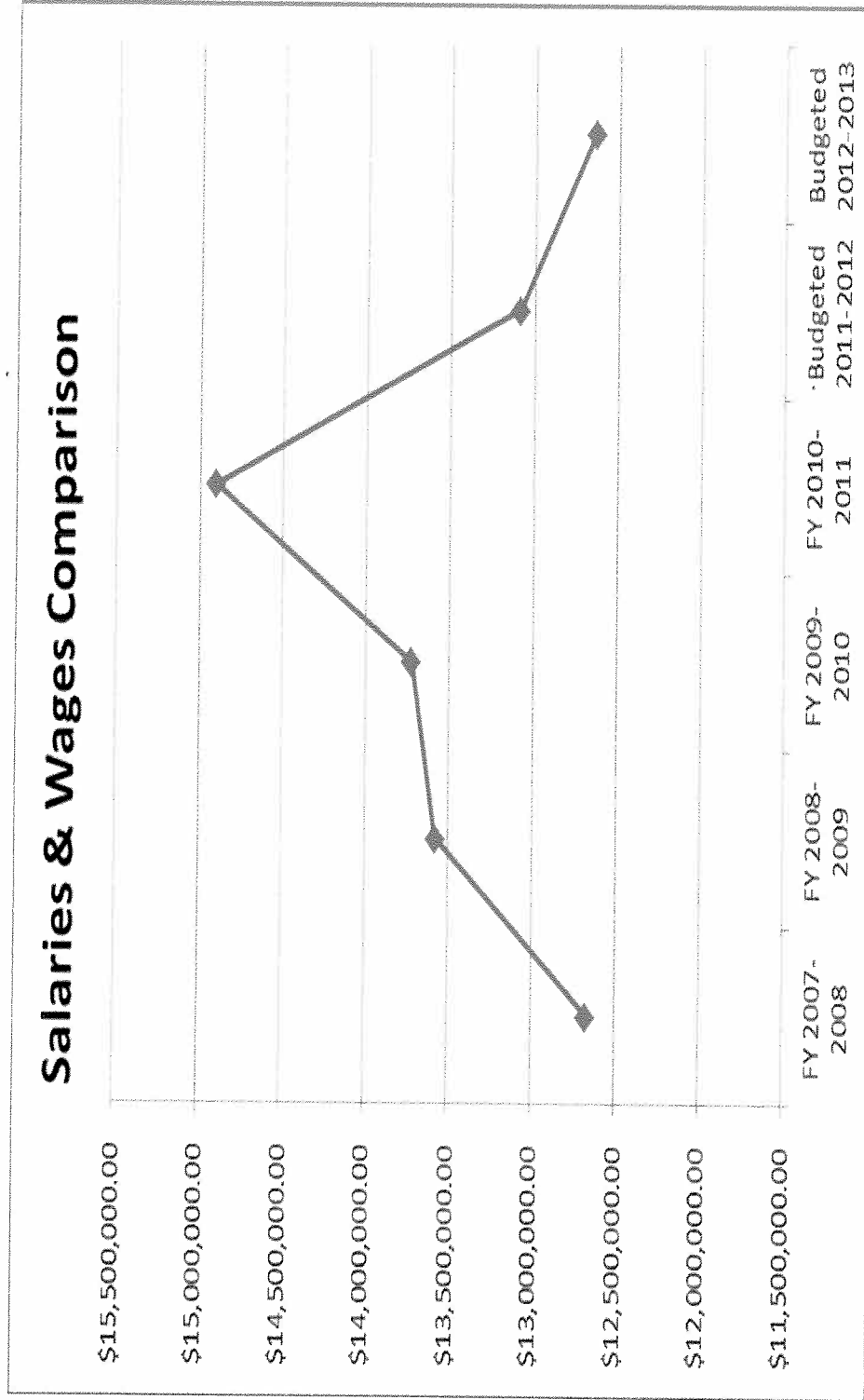
TEXARKANA COLLEGE

2012-2013 Budget

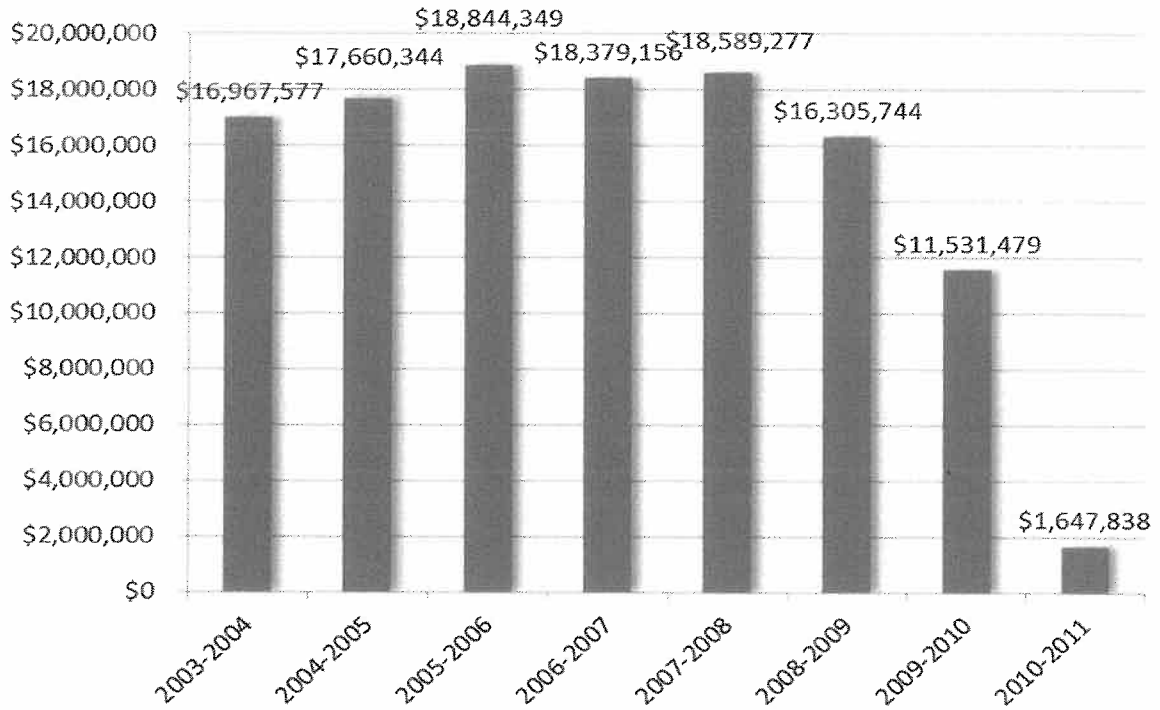
Expenses by Function



TEXARKANA COLLEGE
 2012-2013 Preliminary Budget



Unrestricted Net Assets FY 2012-2013 Budget



Fiscal Year	Unrestricted Net Assets
2003-2004	16,967,577
2004-2005	17,660,344
2005-2006	18,844,349
2006-2007	18,379,156
2007-2008	18,589,277
2008-2009	16,305,744
2009-2010	11,531,479
2010-2011	1,647,838

TEXARKANA COLLEGE
2012-2013 Budget

Summary of Significant Local Revenue Sources

	Current Year Budget	Actual Received Year to Date	Difference	Next Year Budget
Local Taxes	\$ 1,352,701.00	\$ 1,215,117.00	\$ 137,584.00	\$ 1,352,701.00
Tuition and Fees	\$ 8,175,404.00	\$ 8,141,056.00	\$ 34,348.00	\$ 8,182,964.00

REVENUE

BUDGET	FUND	ORGANIZATION	ACCOUNT	PGM	ACCOUNT_DESC	BUDGET_AMOUNT
FY2013	100001	300010	510001	999	State Appr - Academic	3,593,263
FY2013	100001	300010	510002	999	State Appr - Vocational	3,649,590
FY2013	100001	300010	510002	999	State Appr - 3% Cap	200,000
FY2013	100001	300010	510005	999	State Paid Aid - Insurance	994,303
FY2013	100001	300010	510006	999	State Paid Aid - ORP	287,510
FY2013	100001	300010	510007	999	State Paid Aid - TRS	193,954
FY2013	210010	300010	510101	999	Pell Income	5,471,753
FY2013	210011	300010	510103	999	FSEOG	50,000
FY2013	210020	300012	510104	999	Federal Work Study	70,000
FY2013	210051	300012	510106	999	Carl Perkins	205,200
FY2013	210040	203007	510112	5101	TRIO - Student Support	249,245
FY2013	210041	203007	510113	5101	TRIO - Talent Search	290,450
FY2013	210056	300012	510114	999	H2P Grant	268,027
FY2013	220001	300012	510201	999	Texas Grant	167,000
FY2013	220002	300012	510202	999	Texas Grant II	33,000
FY2013	220006	300012	510206	999	ISP Grant	63,000
FY2013	220025	300012	510209	999	Prof Nursing Shortage	55,254
FY2013	220011	300012	510210	999	Clean Rivers Grant	60,000
FY2013	220035	300012	510211	999	JET Grant	70,000
FY2013	220027	300012	510215	999	Under 70 Grant (Nursing)	16,603
FY2013	220032	300012	510221	999	Skills Dev Grant - JCM	58,674
FY2013	100001	300010	511002	999	Local Taxes - Current	1,302,701
FY2013	100001	300010	511003	999	Local Taxes - Delinquent	35,000
FY2013	100001	300010	511004	999	Local Taxes - Penalties & Interest	15,000
FY2013	100001	300010	512001	999	In State Tuition, In District	525,000
FY2013	230001	300010	512001	999	In State Tuition, In District	32,500
FY2013	100001	300010	512007	999	In State Tuition, Out of District	2,785,000
FY2013	230001	300010	512007	999	In State Tuition, Out of District	95,000
FY2013	100001	300010	512008	999	Tuition Out of State	95,000
FY2013	230001	300010	512008	999	Tuition Out of State	2,000
FY2013	100001	700001	513010	999	Tuition - TEXAMERICAS	1,500
FY2013	100001	300010	514001	999	Voc Tuit In State, In District	125,000
FY2013	230001	300010	514001	999	Voc Tuit In State, In District	7,000
FY2013	100001	300010	514005	999	Voc Tui In State, Out of District	1,070,000
FY2013	230001	300010	514005	999	Voc Tui In State, Out of District	25,000
FY2013	100001	300010	514006	999	Voc Tui Out of State	33,000
FY2013	230001	300010	514006	999	Voc Tui Out of State	500
FY2013	100001	300010	515001	999	Tuition Non Credit	812,000
FY2013	100001	300010	516001	999	3x Repeat Course Fee	35,000
FY2013	100001	300010	516002	999	Registration	125,000
FY2013	100001	300010	516005	999	Matriculation	2,000
FY2013	100001	300010	516006	999	Parking Stickers	5,000
FY2013	100001	300010	516008	999	General Use Fee	1,440,000
FY2013	100001	300010	516009	999	Student Services Fee	230,000
FY2013	100001	300010	516010	999	Concurrent Enrollment Fee	250,000
FY2013	100001	300010	516012	999	ID Badge Fee	2,500

FY2013	100001	300010	516013	999	Liability Insurance	5,000
FY2013	100001	300010	516016	999	Developmental Class Fee	75,000
FY2013	100001	300010	516017	999	Virtual College Fee	20,000
FY2013	100001	300010	516018	999	Biology Lab	30,000
FY2013	100001	300010	516019	999	Chemistry Lab	5,000
FY2013	100001	300010	516020	999	Fundamentals of Math	1,000
FY2013	100001	300010	516022	999	Music Fee	5,000
FY2013	100001	300010	516023	999	Physical Education	5,000
FY2013	100001	300010	516024	999	Extension Fee	15,000
FY2013	100001	300010	516026	999	Engineering	500
FY2013	100001	300010	516028	999	Mass Comm fee	1,000
FY2013	100001	300010	516031	999	Physics Course Fee	3,000
FY2013	100001	300010	516032	999	Freshman Orientation Fee	5,000
FY2013	100001	300010	516036	999	Online Course Fee	52,000
FY2013	100001	300010	516037	999	LVN Lab Fee	1,000
FY2013	100001	300010	516043	999	Public Safety Fee	115,000
FY2013	100001	300010	517001	999	Computer Technology	30,000
FY2013	100001	300010	517002	999	Child Development	2,000
FY2013	100001	300010	517003	999	Electronics	2,000
FY2013	100001	300010	517004	999	EMT	1,950
FY2013	100001	300010	517010	999	Prof Nursing	13,000
FY2013	100001	300010	517011	999	Nursing Transportation	3,906
FY2013	100001	300010	518002	999	Cosmetology	5,000
FY2013	100001	300010	518004	999	Welding	5,000
FY2013	100001	300010	518005	999	Office Careers	5,000
FY2013	100001	300010	518012	999	Liability Insurance	7,875
FY2013	100001	300010	518015	999	Auto Body Repair	7,000
FY2013	100001	300010	518016	999	A/C Refrigeration fee	8,000
FY2013	100001	300010	518017	999	Automotive Tech Fee	5,000
FY2013	100001	300010	518018	999	Construction Tech Fee	5,000
FY2013	100001	300010	518019	999	Diesel Tech Fee	5,000
FY2013	100001	300010	518020	999	Culinary Arts Fee	12,000
FY2013	100001	300010	518021	999	Industrial Elec Fee	2,000
FY2013	100001	300010	518022	999	LVN NCLEX fee	11,760
FY2013	100001	300010	518025	999	Pivot Point Online Access Fee	14,473
FY2013	100001	300010	518027	999	Cosmetology State Permit Fee	500
FY2013	100001	300010	520011	999	Other Income	50,000
FY2013	100001	300010	520016	999	Other Income- Transcripts	15,000
FY2013	100001	300010	523001	999	Other - Insurance claims received	200,000
FY2013	100001	300010	520007	999	Farm Income	20,000
FY2013	100001	300010	520022	999	Other Income- Payment Plan Fees	50,000
FY2013	350000	300010	520020	999	Radio Station Sponsorship	110,560
FY2013	840032	300010	520020	999	Radio Station Sponsorship	109,000
FY2013	100001	300010	520025	999	Scholarships- Bulldog/Rising Star	96,500
FY2013	234124	300010	520025	999	Scholarships- Presidents	100,000
FY2013	510015	300012	520025	999	Scholarships- Eldridge	70,000
FY2013	100001	300010	520037	999	Donations- Anonymous donor	200,000
FY2013	100001	300010	520037	999	Donations- Perot	1,000,000
FY2013	100001	300010	520037	999	Donations- Foundation	250,000

FY2013	100001	300012	521001	999	Administrative Cost- IDC Grants	50,000
FY2013	100001	300010	522006	999	Facilities Rental - Pinkerton	90,000
FY2013	510006	300012	523014	999	Memorial Donations- Dudley Conner	154,267
FY2013	100001	300010	530001	999	Sales & Srvc Edu - TC News	3,000
FY2013	100001	300010	530002	999	Sales & Srvc Edu - Cosmo	50,000
FY2013	100001	300010	530006	999	Sales & Srvc Edu - Auto Body Day	20,000
FY2013	100001	300010	530007	999	Sales & Srvc Edu - Auto Body Night	3,000
FY2013	100001	202101	530008	999	Sales & Srvc Edu - Auto Mechanics	25,000
FY2013	100001	300010	530008	999	Sales & Srvc Edu - Auto Mechanics	30,000
FY2013	100001	300010	530011	999	Sales & Srvc Edu - A/C/Refr	2,000
FY2013	100001	203003	530015	999	Sales & Srvc Edu - Pinker Ctr. Dues	66,000
FY2013	100001	300010	530016	999	Sales & Srvc Edu - Pinker Donation	10,000
FY2013	100001	300010	531001	999	Sales & Srvc Edu - Library Fines	10,000
FY2013	100001	300010	532002	999	Sales & Srvc Edu - Accuplacer	10,000
FY2013	100001	300010	532003	999	Sales & Srvc Edu - A2 Test	12,000
FY2013	100001	300010	532004	999	Sales & Srvc Edu - Proctor Fee	2,000
FY2013	100001	300010	532007	999	Sales & Srvc Edu - A.D.N. Testing	9,412
FY2013	100001	300010	532011	999	Sales & Srvc Edu - GED	20,000
FY2013	100001	300010	532012	999	Sales & Srvc Edu - Computer Testing	5,000
FY2013	100001	300010	532013	999	Sales & Srvc Edu - Misc Nurse Test	5,140
FY2013	100001	300010	532017	999	Sales & Srvc Edu - COMPASS Test	1,000
FY2013	100001	300010	532020	999	Sales and Services Culinary Arts	1,000
FY2013	100001	300010	532021	999	Sales & Services Edu - FCI Testing	2,000
FY2013	310000	300003	541013	9600	Bookstore - Revenue	1,900,000
FY2013	100001	300010	542011	999	Bistro - Vending	14,700
FY2013	340000	203008	543001	9600	Housing - Student	100,000
FY2013	100001	300010	550002	999	Interest - CD Plant	14,000
FY2013	100001	300010	550003	999	Interest - CD Agency	1,000
FY2013	100001	300010	550004	999	Interest - CD Endowment	2,000
FY2013	100001	300010	550005	999	Interest - Checking	3,000
Total Revenue Budget						30,469,070

EXPENDITURES

BUDGET	FUND	ORGANIZATION	ACCOUNT	PGM	ACCOUNT_DESC	FINAL BUDGET
FY2013	100001	100000	611001	6101	Governance	428,999
FY2013	100001	100002	612002	4101	Directors	68,651
FY2013	100001	201601	612002	4101	Directors	71,920
FY2013	100001	202100	612002	1201	Directors	54,751
FY2013	100001	202305	612002	5101	Directors	52,000
FY2013	100001	203002	612002	5101	Directors	34,000
FY2013	100001	203004	612002	5101	Directors	50,000
FY2013	100001	203006	612002	5101	Directors	52,500
FY2013	100001	203011	612002	5101	Directors	59,100
FY2013	100001	203012	612002	5101	Directors	75,060
FY2013	100001	300001	612002	6101	Directors	52,000
FY2013	100001	300002	612002	7109	Directors	91,275
FY2013	100001	300004	612002	6101	Directors	87,720
FY2013	100001	300007	612002	6101	Directors	58,000
FY2013	100001	400000	612002	6101	Directors	76,539
FY2013	100001	500000	612002	6101	Directors	59,160
FY2013	100001	600000	612002	4101	Directors	80,000
FY2013	210040	203007	612002	5101	Directors	34,994
FY2013	210041	203007	612002	5101	Directors	34,994
FY2013	510006	300012	612002	5101	Directors	44,429
FY2013	840032	300008	612002	9600	Directors	60,143
FY2013	100001	201600	612003	4101	Coordinator	42,912
FY2013	100001	201602	612003	4101	Coordinator	34,000
FY2013	100001	202301	612003	1301	Coordinator	27,000
FY2013	100001	202302	612003	1301	Coordinator	37,277
FY2013	100001	203011	612003	5101	Coordinator	24,500
FY2013	100001	300004	612003	6101	Coordinator	78,100
FY2013	100001	500000	612003	6101	Coordinator	58,600
FY2013	210056	300012	612003	1201	Coordinator	164,000
FY2013	100001	203003	612004	5101	Supervisor	66,716
FY2013	100001	300001	612004	6101	Supervisor	100,600
FY2013	100001	300002	612004	7102	Supervisor	42,192
FY2013	100001	202301	612005	1301	Assistant	35,700
FY2013	100001	203004	612005	5101	Assistant	36,000
FY2013	100001	700001	612005	1201	Assistant	70,373
FY2013	100001	300001	612006	6101	Manager	64,064
FY2013	100001	600000	612006	4101	Manager	41,820
FY2013	210056	300012	612006	1201	Manager	55,729
FY2013	310000	300003	612006	9600	Manager	65,999
FY2013	100001	203006	612007	5101	Counselor	23,250
FY2013	210040	203007	612007	5101	Counselor	30,000
FY2013	210041	203007	612007	5101	Counselor	82,105
FY2013	220027	300012	612007	1201	Counselor	600
FY2013	100001	600000	612008	4101	Administrator	75,480
FY2013	840032	300008	612008	9600	Administrator	23,295
FY2013	100001	203001	612010	5101	Recruiter	55,500

FY2013	100001	203002	612014	5101	Specialist	48,000
FY2013	100001	100000	613001	6101	Secretarial	37,000
FY2013	100001	200000	613001	6101	Secretarial	24,500
FY2013	100001	201200	613001	1101	Secretarial	35,097
FY2013	100001	201300	613001	1101	Secretarial	30,635
FY2013	100001	201400	613001	1101	Secretarial	30,635
FY2013	100001	201500	613001	1101	Secretarial	27,000
FY2013	100001	201601	613001	4101	Secretarial	29,007
FY2013	100001	201602	613001	4101	Secretarial	16,629
FY2013	100001	202200	613001	1201	Secretarial	61,597
FY2013	100001	203003	613001	5101	Secretarial	27,232
FY2013	100001	300002	613001	7109	Secretarial	31,500
FY2013	100001	201301	613002	1101	Clerical	33,890
FY2013	100001	201601	613002	4101	Clerical	97,720
FY2013	100001	201602	613002	4101	Clerical	31,198
FY2013	100001	202105	613002	1201	Clerical	26,683
FY2013	100001	202202	613002	1201	Clerical	7,539
FY2013	100001	202303	613002	1301	Clerical	79,591
FY2013	100001	203002	613002	5101	Clerical	35,000
FY2013	100001	203003	613002	5101	Clerical	45,237
FY2013	100001	203004	613002	5101	Clerical	103,449
FY2013	100001	300001	613002	6101	Clerical	98,030
FY2013	100001	400000	613002	6101	Clerical	10,399
FY2013	100001	500000	613002	6101	Clerical	31,221
FY2013	100001	700001	613002	1101	Clerical	31,198
FY2013	100001	700002	613002	1101	Clerical	31,198
FY2013	210040	203007	613002	5101	Clerical	18,000
FY2013	210041	203007	613002	5101	Clerical	85,204
FY2013	310000	300003	613002	9600	Clerical	61,277
FY2013	510006	300012	613002	5101	Clerical	53,900
FY2013	100001	300001	613003	6101	Grants Specialist	46,500
FY2013	100001	201100	614001	1101	Division Chair	1,650
FY2013	100001	201300	614001	1101	Division Chair	3,300
FY2013	100001	201500	614001	1101	Division Chair	3,300
FY2013	100001	202200	614001	1201	Division Chair	3,300
FY2013	100001	201101	614002	1101	Instructional Salaries	300,605
FY2013	100001	201103	614002	1101	Instructional Salaries	-
FY2013	100001	201106	614002	1101	Instructional Salaries	103,292
FY2013	100001	201201	614002	1101	Instructional Salaries	106,934
FY2013	100001	201202	614002	1101	Instructional Salaries	457,609
FY2013	100001	201205	614002	1101	Instructional Salaries	54,929
FY2013	100001	201301	614002	1101	Instructional Salaries	209,498
FY2013	100001	201306	614002	1101	Instructional Salaries	140,236
FY2013	100001	201401	614002	1101	Instructional Salaries	446,388
FY2013	100001	201402	614002	1101	Instructional Salaries	189,611
FY2013	100001	201501	614002	1101	Instructional Salaries	54,929
FY2013	100001	201502	614002	1101	Instructional Salaries	148,550
FY2013	100001	201503	614002	1101	Instructional Salaries	10,399
FY2013	100001	201504	614002	1101	Instructional Salaries	150,554

FY2013	100001	201505	614002	1101	Instructional Salaries	183,149
FY2013	100001	201506	614002	1101	Instructional Salaries	64,423
FY2013	100001	201507	614002	1101	Instructional Salaries	88,692
FY2013	100001	202101	614002	1201	Instructional Salaries	73,259
FY2013	100001	202102	614002	1201	Instructional Salaries	56,695
FY2013	100001	202103	614002	1201	Instructional Salaries	69,483
FY2013	100001	202104	614002	1201	Instructional Salaries	64,398
FY2013	100001	202105	614002	1201	Instructional Salaries	115,339
FY2013	100001	202106	614002	1201	Instructional Salaries	65,759
FY2013	100001	202107	614002	1101	Instructional Salaries	50,552
FY2013	100001	202108	614002	1201	Instructional Salaries	52,000
FY2013	100001	202111	614002	1201	Instructional Salaries	86,540
FY2013	100001	202112	614002	1201	Instructional Salaries	62,866
FY2013	100001	202113	614002	1201	Instructional Salaries	54,408
FY2013	100001	202114	614002	1201	Instructional Salaries	46,630
FY2013	100001	202201	614002	1201	Instructional Salaries	933,875
FY2013	100001	202202	614002	1201	Instructional Salaries	360,319
FY2013	100001	202203	614002	1201	Instructional Salaries	122,595
FY2013	100001	202305	614002	1301	Instructional Salaries	301,666
FY2013	220025	300012	614002	1201	Instructional Salaries	45,806
FY2013	100001	201101	614003	1201	Overload	5,593
FY2013	100001	201106	614003	1101	Overload	32,716
FY2013	100001	201201	614003	1101	Overload	68,889
FY2013	100001	201202	614003	1101	Overload	132,313
FY2013	100001	201203	614003	1101	Overload	1,115
FY2013	100001	201205	614003	1101	Overload	32,716
FY2013	100001	201301	614003	1101	Overload	5,655
FY2013	100001	201401	614003	1101	Overload	7,808
FY2013	100001	201402	614003	1101	Overload	1,859
FY2013	100001	201502	614003	1101	Overload	1,450
FY2013	100001	201504	614003	1101	Overload	9,927
FY2013	100001	201505	614003	1101	Overload	2,231
FY2013	100001	201506	614003	1101	Overload	2,476
FY2013	100001	202102	614003	1201	Overload	1,115
FY2013	100001	202114	614003	1201	Overload	5,577
FY2013	100001	202201	614003	1201	Overload	1,487
FY2013	100001	201201	614004	1101	Adjunct	60,304
FY2013	100001	201202	614004	1101	Adjunct	120,608
FY2013	100001	201204	614004	1101	Adjunct	60,304
FY2013	100001	201301	614004	1101	Adjunct	14,328
FY2013	100001	201401	614004	1101	Adjunct	6,633
FY2013	100001	201501	614004	1101	Adjunct	3,980
FY2013	100001	201502	614004	1101	Adjunct	2,388
FY2013	100001	201504	614004	1101	Adjunct	3,980
FY2013	100001	202101	614004	1201	Adjunct	31,840
FY2013	100001	202102	614004	1201	Adjunct	15,920
FY2013	100001	202103	614004	1201	Adjunct	15,920
FY2013	100001	202104	614004	1201	Adjunct	15,920
FY2013	100001	202105	614004	1201	Adjunct	15,920

FY2013	100001	202106	614004	1201	Adjunct	15,920
FY2013	100001	202107	614004	1101	Adjunct	615
FY2013	100001	202111	614004	1201	Adjunct	42,454
FY2013	100001	202110	614005	1201	Non-Credit Instruction	241,800
FY2013	100001	202302	614005	1301	Non-Credit Instruction	147,242
FY2013	100001	202303	614005	1301	Non-Credit Instruction	136,751
FY2013	100001	202303	614005	5101	Non-Credit Instruction	15,599
FY2013	220006	300012	614005	1301	Non-Credit Instruction	1,000
FY2013	220032	202301	614005	1301	Non-Credit Instruction	55,775
FY2013	100001	300007	615001	6101	Security - Fulltime	222,940
FY2013	100001	300007	615002	6101	Security - Part-time	15,599
FY2013	100001	300002	615003	7104	Maintenance - Fulltime	89,312
FY2013	100001	300002	615005	7102	Grounds - Fulltime	126,228
FY2013	100001	300002	615006	7102	Grounds - Part-time	3,496
FY2013	100001	300002	615007	7101	Custodial - Fulltime	197,257
FY2013	100001	600000	615010	4101	Information Technology	230,740
FY2013	100001	201301	615016	1101	Tutor	26,436
FY2013	210040	203007	615016	5101	Tutor	93,593
FY2013	220027	300012	615016	1201	Tutor	15,183
FY2013	100001	300002	615018	7107	Driver Salaries	261
FY2013	100001	100000	615020	6101	Part-time wages	12,000
FY2013	100001	202105	615020	1201	Part-time wages	360
FY2013	210051	300012	615020	999	Part-time wages	5,655
FY2013	840032	300008	615020	9600	Part-time wages	3,772
FY2013	100001	201306	616001	1101	Work Study	5,655
FY2013	100001	203007	616001	5101	Work Study	16,964
FY2013	100001	600000	616001	4101	Work Study	5,655
FY2013	210020	300012	616001	999	Work Study	70,000
FY2013	100001	201306	616002	1101	Student Assistants	5,655
FY2013	100001	201500	616002	1101	Student Assistants	5,655
FY2013	100001	201602	616002	4101	Student Assistants	7,799
FY2013	100001	203001	616002	5101	Student Assistants	5,655
FY2013	100001	203002	616002	5101	Student Assistants	16,964
FY2013	100001	203003	616002	5101	Student Assistants	22,792
FY2013	100001	203004	616002	5101	Student Assistants	16,964
FY2013	100001	203006	616002	5101	Student Assistants	5,655
FY2013	100001	300001	616002	6101	Student Assistants	6,283
FY2013	100001	300002	616002	7109	Student Assistants	6,283
FY2013	100001	300007	616002	6101	Student Assistants	10,399
FY2013	100001	500000	616002	6101	Student Assistants	5,655
FY2013	210040	203007	616002	5101	Student Assistants	22,618
FY2013	220006	300012	616002	4101	Student Assistants	23,548
FY2013	310000	300003	616002	9600	Student Assistants	11,309
FY2013	220011	300012	617004	1101	Stipends - Misc.	37,142
FY2013	100001	100000	621003	6101	Insurance - Life	205
FY2013	100001	100002	621003	4101	Insurance - Life	103
FY2013	100001	200000	621003	6101	Insurance - Life	308
FY2013	100001	201101	621003	1101	Insurance - Life	513
FY2013	100001	201106	621003	1101	Insurance - Life	308

FY2013	100001	201200	621003	1101	Insurance - Life	103
FY2013	100001	201201	621003	1101	Insurance - Life	410
FY2013	100001	201202	621003	1101	Insurance - Life	1,231
FY2013	100001	201205	621003	1101	Insurance - Life	205
FY2013	100001	201300	621003	1101	Insurance - Life	103
FY2013	100001	201301	621003	1101	Insurance - Life	513
FY2013	100001	201306	621003	1101	Insurance - Life	205
FY2013	100001	201400	621003	1101	Insurance - Life	103
FY2013	100001	201401	621003	1101	Insurance - Life	821
FY2013	100001	201402	621003	1101	Insurance - Life	308
FY2013	100001	201500	621003	1101	Insurance - Life	103
FY2013	100001	201501	621003	1101	Insurance - Life	103
FY2013	100001	201502	621003	1101	Insurance - Life	308
FY2013	100001	201504	621003	1101	Insurance - Life	410
FY2013	100001	201505	621003	1101	Insurance - Life	308
FY2013	100001	201506	621003	1101	Insurance - Life	103
FY2013	100001	201507	621003	1101	Insurance - Life	205
FY2013	100001	201600	621003	4101	Insurance - Life	103
FY2013	100001	201601	621003	4101	Insurance - Life	616
FY2013	100001	201602	621003	4101	Insurance - Life	205
FY2013	100001	202100	621003	1201	Insurance - Life	103
FY2013	100001	202101	621003	1201	Insurance - Life	103
FY2013	100001	202102	621003	1201	Insurance - Life	308
FY2013	100001	202103	621003	1201	Insurance - Life	103
FY2013	100001	202104	621003	1201	Insurance - Life	103
FY2013	100001	202105	621003	1201	Insurance - Life	308
FY2013	100001	202106	621003	1201	Insurance - Life	103
FY2013	100001	202107	621003	1101	Insurance - Life	103
FY2013	100001	202108	621003	1201	Insurance - Life	103
FY2013	100001	202110	621003	1201	Insurance - Life	205
FY2013	100001	202111	621003	1101	Insurance - Life	-
FY2013	100001	202111	621003	1201	Insurance - Life	103
FY2013	100001	202112	621003	1201	Insurance - Life	103
FY2013	100001	202113	621003	1201	Insurance - Life	103
FY2013	100001	202114	621003	1201	Insurance - Life	103
FY2013	100001	202200	621003	1201	Insurance - Life	205
FY2013	100001	202201	621003	1201	Insurance - Life	1,744
FY2013	100001	202202	621003	1201	Insurance - Life	513
FY2013	100001	202203	621003	1201	Insurance - Life	205
FY2013	100001	202300	621003	6101	Insurance - Life	-
FY2013	100001	202301	621003	1301	Insurance - Life	205
FY2013	100001	202302	621003	1301	Insurance - Life	103
FY2013	100001	202303	621003	1301	Insurance - Life	205
FY2013	100001	202305	621003	5101	Insurance - Life	103
FY2013	100001	203000	621003	5101	Insurance - Life	103
FY2013	100001	203001	621003	5101	Insurance - Life	205
FY2013	100001	203002	621003	5101	Insurance - Life	462
FY2013	100001	203003	621003	5101	Insurance - Life	205
FY2013	100001	203004	621003	5101	Insurance - Life	513

FY2013	100001	203005	621003	5101	Insurance - Life	-
FY2013	100001	203005	621003	5112	Insurance - Life	-
FY2013	100001	203006	621003	5101	Insurance - Life	205
FY2013	100001	203011	621003	5101	Insurance - Life	190
FY2013	100001	203012	621003	5101	Insurance - Life	103
FY2013	100001	300000	621003	6101	Insurance - Life	103
FY2013	100001	300001	621003	6101	Insurance - Life	923
FY2013	100001	300002	621003	7101	Insurance - Life	923
FY2013	100001	300002	621003	7102	Insurance - Life	821
FY2013	100001	300002	621003	7104	Insurance - Life	205
FY2013	100001	300002	621003	7109	Insurance - Life	205
FY2013	100001	300004	621003	6101	Insurance - Life	308
FY2013	100001	300007	621003	6101	Insurance - Life	821
FY2013	100001	400000	621003	6101	Insurance - Life	103
FY2013	100001	500000	621003	6101	Insurance - Life	462
FY2013	100001	600000	621003	4101	Insurance - Life	821
FY2013	100001	700001	621003	1201	Insurance - Life	103
FY2013	210040	203007	621003	5101	Insurance - Life	257
FY2013	210041	203007	621003	5101	Insurance - Life	359
FY2013	210056	200000	621003	6101	Insurance - Life	-
FY2013	210056	300012	621003	1201	Insurance - Life	410
FY2013	220011	201402	621003	1101	Insurance - Life	-
FY2013	220011	300012	621003	1101	Insurance - Life	103
FY2013	220025	202201	621003	1201	Insurance - Life	-
FY2013	220025	300012	621003	1201	Insurance - Life	103
FY2013	310000	300003	621003	9600	Insurance - Life	308
FY2013	510006	300012	621003	5101	Insurance - Life	169
FY2013	840032	300008	621003	9600	Insurance - Life	205
FY2013	100001	100000	621004	6101	Insurance Long-term Disability	1,550
FY2013	100001	100002	621004	4101	Insurance Long-term Disability	433
FY2013	100001	200000	621004	6101	Insurance Long-term Disability	1,452
FY2013	100001	201101	621004	1101	Insurance Long-term Disability	1,894
FY2013	100001	201101	621004	1201	Insurance Long-term Disability	52
FY2013	100001	201103	621004	1101	Insurance Long-term Disability	-
FY2013	100001	201106	621004	1101	Insurance Long-term Disability	956
FY2013	100001	201200	621004	1101	Insurance Long-term Disability	221
FY2013	100001	201201	621004	1101	Insurance Long-term Disability	1,316
FY2013	100001	201202	621004	1101	Insurance Long-term Disability	4,116
FY2013	100001	201203	621004	1101	Insurance Long-term Disability	10
FY2013	100001	201205	621004	1101	Insurance Long-term Disability	651
FY2013	100001	201300	621004	1101	Insurance Long-term Disability	193
FY2013	100001	201301	621004	1101	Insurance Long-term Disability	1,586
FY2013	100001	201302	621004	1201	Insurance Long-term Disability	-
FY2013	100001	201304	621004	1201	Insurance Long-term Disability	-
FY2013	100001	201306	621004	1101	Insurance Long-term Disability	883
FY2013	100001	201400	621004	1101	Insurance Long-term Disability	193
FY2013	100001	201401	621004	1101	Insurance Long-term Disability	2,885
FY2013	100001	201402	621004	1101	Insurance Long-term Disability	1,212
FY2013	100001	201404	621004	1201	Insurance Long-term Disability	-

FY2013	100001	201500	621004	1101	Insurance Long-term Disability	170
FY2013	100001	201501	621004	1101	Insurance Long-term Disability	346
FY2013	100001	201502	621004	1101	Insurance Long-term Disability	949
FY2013	100001	201504	621004	1101	Insurance Long-term Disability	1,387
FY2013	100001	201505	621004	1101	Insurance Long-term Disability	1,175
FY2013	100001	201506	621004	1101	Insurance Long-term Disability	429
FY2013	100001	201507	621004	1101	Insurance Long-term Disability	559
FY2013	100001	201600	621004	4101	Insurance Long-term Disability	270
FY2013	100001	201601	621004	4101	Insurance Long-term Disability	1,249
FY2013	100001	201602	621004	4101	Insurance Long-term Disability	319
FY2013	100001	202100	621004	1201	Insurance Long-term Disability	345
FY2013	100001	202101	621004	1201	Insurance Long-term Disability	378
FY2013	100001	202102	621004	1201	Insurance Long-term Disability	1,036
FY2013	100001	202103	621004	1201	Insurance Long-term Disability	345
FY2013	100001	202104	621004	1201	Insurance Long-term Disability	403
FY2013	100001	202105	621004	1201	Insurance Long-term Disability	893
FY2013	100001	202106	621004	1201	Insurance Long-term Disability	331
FY2013	100001	202107	621004	1101	Insurance Long-term Disability	318
FY2013	100001	202108	621004	1201	Insurance Long-term Disability	328
FY2013	100001	202110	621004	1201	Insurance Long-term Disability	702
FY2013	100001	202111	621004	1101	Insurance Long-term Disability	-
FY2013	100001	202111	621004	1201	Insurance Long-term Disability	434
FY2013	100001	202112	621004	1201	Insurance Long-term Disability	298
FY2013	100001	202113	621004	1201	Insurance Long-term Disability	340
FY2013	100001	202114	621004	1201	Insurance Long-term Disability	287
FY2013	100001	202200	621004	1201	Insurance Long-term Disability	388
FY2013	100001	202201	621004	1201	Insurance Long-term Disability	6,130
FY2013	100001	202202	621004	1201	Insurance Long-term Disability	1,936
FY2013	100001	202203	621004	1201	Insurance Long-term Disability	772
FY2013	100001	202300	621004	6101	Insurance Long-term Disability	-
FY2013	100001	202301	621004	1301	Insurance Long-term Disability	395
FY2013	100001	202302	621004	1301	Insurance Long-term Disability	4
FY2013	100001	202303	621004	1301	Insurance Long-term Disability	329
FY2013	100001	202305	621004	5101	Insurance Long-term Disability	328
FY2013	100001	203000	621004	5101	Insurance Long-term Disability	598
FY2013	100001	203001	621004	5101	Insurance Long-term Disability	350
FY2013	100001	203002	621004	5101	Insurance Long-term Disability	797
FY2013	100001	203003	621004	5101	Insurance Long-term Disability	389
FY2013	100001	203004	621004	5101	Insurance Long-term Disability	831
FY2013	100001	203005	621004	5101	Insurance Long-term Disability	-
FY2013	100001	203005	621004	5112	Insurance Long-term Disability	-
FY2013	100001	203006	621004	5101	Insurance Long-term Disability	477
FY2013	100001	203011	621004	5101	Insurance Long-term Disability	527
FY2013	100001	203012	621004	5101	Insurance Long-term Disability	473
FY2013	100001	300000	621004	6101	Insurance Long-term Disability	693
FY2013	100001	300001	621004	6101	Insurance Long-term Disability	2,276
FY2013	100001	300002	621004	7101	Insurance Long-term Disability	1,243
FY2013	100001	300002	621004	7102	Insurance Long-term Disability	1,061
FY2013	100001	300002	621004	7104	Insurance Long-term Disability	563

FY2013	100001	300002	621004	7109	Insurance Long-term Disability	773
FY2013	100001	300004	621004	6101	Insurance Long-term Disability	1,045
FY2013	100001	300007	621004	6101	Insurance Long-term Disability	1,770
FY2013	100001	400000	621004	6101	Insurance Long-term Disability	482
FY2013	100001	500000	621004	6101	Insurance Long-term Disability	939
FY2013	100001	600000	621004	4101	Insurance Long-term Disability	2,697
FY2013	100001	700001	621004	1201	Insurance Long-term Disability	443
FY2013	210040	203007	621004	5101	Insurance Long-term Disability	523
FY2013	210041	203007	621004	5101	Insurance Long-term Disability	1,028
FY2013	210056	200000	621004	6101	Insurance Long-term Disability	-
FY2013	210056	300012	621004	1201	Insurance Long-term Disability	1,384
FY2013	220011	201402	621004	1101	Insurance Long-term Disability	-
FY2013	220011	300012	621004	1101	Insurance Long-term Disability	141
FY2013	220025	202201	621004	1201	Insurance Long-term Disability	-
FY2013	220025	300012	621004	1201	Insurance Long-term Disability	289
FY2013	310000	300003	621004	9600	Insurance Long-term Disability	707
FY2013	510006	300012	621004	5101	Insurance Long-term Disability	560
FY2013	840032	300008	621004	9600	Insurance Long-term Disability	526
FY2013	100001	300004	621005	6101	Insurance - Unemployment	125,000
FY2013	100001	300004	621006	6101	Insurance - Workers Compensation	60,000
FY2013	100001	202201	621008	1201	Insurance - Physical Plt Employees	8,875
FY2013	100001	300002	621008	7101	Insurance - Physical Plt Employees	56,194
FY2013	100001	300002	621008	7102	Insurance - Physical Plt Employees	47,068
FY2013	100001	300002	621008	7104	Insurance - Physical Plt Employees	5,645
FY2013	100001	300002	621008	7109	Insurance - Physical Plt Employees	17,750
FY2013	100001	500000	621008	6101	Insurance - Physical Plt Employees	5,519
FY2013	310000	300003	621008	9600	Insurance - Physical Plt Employees	23,394
FY2013	100001	201106	621009	1101	Insurance - Grant Employees	11,038
FY2013	100001	201201	621009	1101	Insurance - Grant Employees	22,076
FY2013	100001	201202	621009	1101	Insurance - Grant Employees	44,151
FY2013	100001	201205	621009	1101	Insurance - Grant Employees	11,038
FY2013	100001	500000	621009	6101	Insurance - Grant Employees	5,519
FY2013	210040	203007	621009	5101	Insurance - Grant Employees	18,957
FY2013	210041	203007	621009	5101	Insurance - Grant Employees	28,927
FY2013	210056	200000	621009	6101	Insurance - Grant Employees	-
FY2013	210056	300012	621009	1201	Insurance - Grant Employees	19,097
FY2013	220025	202201	621009	1201	Insurance - Grant Employees	-
FY2013	220025	300012	621009	1201	Insurance - Grant Employees	5,645
FY2013	100001	100000	621012	6101	Insurance Health - State pays	22,076
FY2013	100001	100002	621012	4101	Insurance Health - State pays	5,645
FY2013	100001	200000	621012	6101	Insurance Health - State pays	25,557
FY2013	100001	201101	621012	1101	Insurance Health - State pays	40,077
FY2013	100001	201103	621012	1101	Insurance Health - State pays	-
FY2013	100001	201106	621012	1101	Insurance Health - State pays	19,913
FY2013	100001	201200	621012	1101	Insurance Health - State pays	5,645
FY2013	100001	201201	621012	1101	Insurance Health - State pays	19,913
FY2013	100001	201202	621012	1101	Insurance Health - State pays	58,106
FY2013	100001	201205	621012	1101	Insurance Health - State pays	8,875
FY2013	100001	201300	621012	1101	Insurance Health - State pays	8,875

FY2013	100001	201301	621012	1101	Insurance Health - State pays	41,172
FY2013	100001	201302	621012	1201	Insurance Health - State pays	-
FY2013	100001	201304	621012	1201	Insurance Health - State pays	-
FY2013	100001	201306	621012	1101	Insurance Health - State pays	18,845
FY2013	100001	201400	621012	1101	Insurance Health - State pays	8,875
FY2013	100001	201401	621012	1101	Insurance Health - State pays	73,190
FY2013	100001	201402	621012	1101	Insurance Health - State pays	25,557
FY2013	100001	201404	621012	1201	Insurance Health - State pays	-
FY2013	100001	201500	621012	1101	Insurance Health - State pays	11,038
FY2013	100001	201501	621012	1101	Insurance Health - State pays	11,038
FY2013	100001	201502	621012	1101	Insurance Health - State pays	25,557
FY2013	100001	201504	621012	1101	Insurance Health - State pays	30,134
FY2013	100001	201505	621012	1101	Insurance Health - State pays	22,327
FY2013	100001	201506	621012	1101	Insurance Health - State pays	5,645
FY2013	100001	201507	621012	1101	Insurance Health - State pays	13,452
FY2013	100001	201600	621012	4101	Insurance Health - State pays	11,038
FY2013	100001	201601	621012	4101	Insurance Health - State pays	53,278
FY2013	100001	201602	621012	4101	Insurance Health - State pays	14,520
FY2013	100001	202100	621012	1201	Insurance Health - State pays	5,645
FY2013	100001	202101	621012	1201	Insurance Health - State pays	8,875
FY2013	100001	202102	621012	1201	Insurance Health - State pays	24,490
FY2013	100001	202103	621012	1201	Insurance Health - State pays	11,038
FY2013	100001	202104	621012	1201	Insurance Health - State pays	11,038
FY2013	100001	202105	621012	1201	Insurance Health - State pays	20,164
FY2013	100001	202106	621012	1201	Insurance Health - State pays	5,645
FY2013	100001	202107	621012	1101	Insurance Health - State pays	5,645
FY2013	100001	202108	621012	1201	Insurance Health - State pays	5,645
FY2013	100001	202110	621012	1201	Insurance Health - State pays	11,289
FY2013	100001	202111	621012	1101	Insurance Health - State pays	-
FY2013	100001	202111	621012	1201	Insurance Health - State pays	8,875
FY2013	100001	202112	621012	1201	Insurance Health - State pays	5,645
FY2013	100001	202113	621012	1201	Insurance Health - State pays	5,645
FY2013	100001	202114	621012	1201	Insurance Health - State pays	11,038
FY2013	100001	202200	621012	1201	Insurance Health - State pays	16,682
FY2013	100001	202201	621012	1201	Insurance Health - State pays	154,160
FY2013	100001	202202	621012	1201	Insurance Health - State pays	36,874
FY2013	100001	202203	621012	1201	Insurance Health - State pays	22,076
FY2013	100001	202300	621012	6101	Insurance Health - State pays	-
FY2013	100001	202301	621012	1301	Insurance Health - State pays	17,750
FY2013	100001	202302	621012	1301	Insurance Health - State pays	7,807
FY2013	100001	202303	621012	1301	Insurance Health - State pays	13,452
FY2013	100001	202305	621012	5101	Insurance Health - State pays	5,645
FY2013	100001	203000	621012	5101	Insurance Health - State pays	7,807
FY2013	100001	203001	621012	5101	Insurance Health - State pays	11,289
FY2013	100001	203002	621012	5101	Insurance Health - State pays	34,024
FY2013	100001	203003	621012	5101	Insurance Health - State pays	14,520
FY2013	100001	203004	621012	5101	Insurance Health - State pays	39,009
FY2013	100001	203005	621012	5101	Insurance Health - State pays	-
FY2013	100001	203005	621012	5112	Insurance Health - State pays	-

FY2013	100001	203006	621012	5101	Insurance Health - State pays	18,845
FY2013	100001	203011	621012	5101	Insurance Health - State pays	13,762
FY2013	100001	203012	621012	5101	Insurance Health - State pays	5,645
FY2013	100001	300000	621012	6101	Insurance Health - State pays	7,807
FY2013	100001	300001	621012	6101	Insurance Health - State pays	62,655
FY2013	100001	300002	621012	7104	Insurance Health - State pays	11,038
FY2013	100001	300004	621012	6101	Insurance Health - State pays	30,951
FY2013	100001	300007	621012	6101	Insurance Health - State pays	66,730
FY2013	100001	400000	621012	6101	Insurance Health - State pays	8,875
FY2013	100001	500000	621012	6101	Insurance Health - State pays	33,365
FY2013	100001	600000	621012	4101	Insurance Health - State pays	62,404
FY2013	100001	700001	621012	1201	Insurance Health - State pays	11,038
FY2013	210056	200000	621012	6101	Insurance Health - State pays	-
FY2013	210056	300012	621012	1201	Insurance Health - State pays	11,038
FY2013	220011	201402	621012	1101	Insurance Health - State pays	-
FY2013	220011	300012	621012	1101	Insurance Health - State pays	8,875
FY2013	510006	300012	621012	5101	Insurance Health - State pays	11,387
FY2013	840032	300008	621012	9600	Insurance Health - State pays	14,520
FY2013	100001	200000	622001	6101	ORP - State 6.58%	6,300
FY2013	100001	201101	622001	1101	ORP - State 6.58%	14,817
FY2013	100001	201101	622001	1201	ORP - State 6.58%	496
FY2013	100001	201103	622001	1101	ORP - State 6.58%	-
FY2013	100001	201201	622001	1101	ORP - State 6.58%	3,931
FY2013	100001	201202	622001	1101	ORP - State 6.58%	21,968
FY2013	100001	201205	622001	1101	ORP - State 6.58%	3,296
FY2013	100001	201301	622001	1101	ORP - State 6.58%	9,617
FY2013	100001	201302	622001	1201	ORP - State 6.58%	-
FY2013	100001	201306	622001	1101	ORP - State 6.58%	8,414
FY2013	100001	201401	622001	1101	ORP - State 6.58%	16,897
FY2013	100001	201402	622001	1101	ORP - State 6.58%	7,786
FY2013	100001	201404	622001	1201	ORP - State 6.58%	-
FY2013	100001	201502	622001	1101	ORP - State 6.58%	2,660
FY2013	100001	201504	622001	1101	ORP - State 6.58%	6,867
FY2013	100001	201505	622001	1101	ORP - State 6.58%	4,605
FY2013	100001	201506	622001	1101	ORP - State 6.58%	4,085
FY2013	100001	201601	622001	4101	ORP - State 6.58%	4,315
FY2013	100001	202102	622001	1201	ORP - State 6.58%	3,664
FY2013	100001	202104	622001	1201	ORP - State 6.58%	3,839
FY2013	100001	202105	622001	1201	ORP - State 6.58%	3,344
FY2013	100001	202107	622001	1101	ORP - State 6.58%	3,033
FY2013	100001	202111	622001	1101	ORP - State 6.58%	-
FY2013	100001	202111	622001	1201	ORP - State 6.58%	4,132
FY2013	100001	202112	622001	1201	ORP - State 6.58%	2,836
FY2013	100001	202114	622001	1201	ORP - State 6.58%	2,731
FY2013	100001	202201	622001	1201	ORP - State 6.58%	55,152
FY2013	100001	202202	622001	1201	ORP - State 6.58%	10,876
FY2013	100001	202203	622001	1201	ORP - State 6.58%	7,356
FY2013	100001	203012	622001	5101	ORP - State 6.58%	4,504
FY2013	100001	300002	622001	7104	ORP - State 6.58%	3,570

FY2013	100001	300004	622001	6101	ORP - State 6.58%	8,113
FY2013	100001	400000	622001	6101	ORP - State 6.58%	4,592
FY2013	100001	600000	622001	4101	ORP - State 6.58%	9,329
FY2013	100001	700001	622001	1201	ORP - State 6.58%	4,222
FY2013	210056	200000	622001	6101	ORP - State 6.58%	-
FY2013	210056	300012	622001	1201	ORP - State 6.58%	3,344
FY2013	220011	201402	622001	1101	ORP - State 6.58%	-
FY2013	220011	300012	622001	1101	ORP - State 6.58%	1,339
FY2013	840032	300008	622001	9600	ORP - State 6.58%	3,609
FY2013	100001	100000	622003	6101	ORP - Part time employees	450
FY2013	100001	201100	622003	1101	ORP - Part time employees	62
FY2013	100001	201103	622003	1101	ORP - Part time employees	-
FY2013	100001	201201	622003	1101	ORP - Part time employees	938
FY2013	100001	201202	622003	1101	ORP - Part time employees	1,875
FY2013	100001	201204	622003	1101	ORP - Part time employees	938
FY2013	100001	201300	622003	1101	ORP - Part time employees	124
FY2013	100001	201301	622003	1101	ORP - Part time employees	2,715
FY2013	100001	201302	622003	1201	ORP - Part time employees	-
FY2013	100001	201304	622003	1201	ORP - Part time employees	-
FY2013	100001	201401	622003	1101	ORP - Part time employees	103
FY2013	100001	201404	622003	1201	ORP - Part time employees	-
FY2013	100001	201500	622003	1101	ORP - Part time employees	124
FY2013	100001	201501	622003	1101	ORP - Part time employees	62
FY2013	100001	201502	622003	1101	ORP - Part time employees	37
FY2013	100001	201503	622003	1101	ORP - Part time employees	390
FY2013	100001	201504	622003	1101	ORP - Part time employees	62
FY2013	100001	201601	622003	4101	ORP - Part time employees	12
FY2013	100001	201602	622003	4101	ORP - Part time employees	1,170
FY2013	100001	202101	622003	1201	ORP - Part time employees	992
FY2013	100001	202102	622003	1201	ORP - Part time employees	248
FY2013	100001	202103	622003	1201	ORP - Part time employees	800
FY2013	100001	202104	622003	1201	ORP - Part time employees	263
FY2013	100001	202105	622003	1201	ORP - Part time employees	272
FY2013	100001	202106	622003	1201	ORP - Part time employees	745
FY2013	100001	202107	622003	1101	ORP - Part time employees	10
FY2013	100001	202110	622003	1201	ORP - Part time employees	1,980
FY2013	100001	202111	622003	1101	ORP - Part time employees	-
FY2013	100001	202111	622003	1201	ORP - Part time employees	1,323
FY2013	100001	202112	622003	1201	ORP - Part time employees	585
FY2013	100001	202113	622003	1201	ORP - Part time employees	15
FY2013	100001	202114	622003	1201	ORP - Part time employees	351
FY2013	100001	202200	622003	1201	ORP - Part time employees	124
FY2013	100001	202201	622003	1201	ORP - Part time employees	975
FY2013	100001	202202	622003	1201	ORP - Part time employees	4,853
FY2013	100001	202302	622003	1301	ORP - Part time employees	647
FY2013	100001	202303	622003	1301	ORP - Part time employees	1,328
FY2013	100001	202303	622003	5101	ORP - Part time employees	585
FY2013	100001	203003	622003	5101	ORP - Part time employees	2,905
FY2013	100001	203004	622003	5101	ORP - Part time employees	283

FY2013	100001	300002	622003	7102	ORP - Part time employees	131
FY2013	100001	300002	622003	7107	ORP - Part time employees	10
FY2013	100001	300005	622003	6101	ORP - Part time employees	-
FY2013	100001	300007	622003	6101	ORP - Part time employees	975
FY2013	100001	400000	622003	6101	ORP - Part time employees	390
FY2013	100001	500000	622003	6101	ORP - Part time employees	-
FY2013	100001	700001	622003	1101	ORP - Part time employees	1,170
FY2013	100001	700002	622003	1101	ORP - Part time employees	1,170
FY2013	210040	203007	622003	5101	ORP - Part time employees	3,510
FY2013	210041	203007	622003	5101	ORP - Part time employees	1,470
FY2013	220006	202303	622003	1301	ORP - Part time employees	-
FY2013	220006	300012	622003	1301	ORP - Part time employees	38
FY2013	220011	201402	622003	1101	ORP - Part time employees	-
FY2013	220011	300012	622003	1101	ORP - Part time employees	104
FY2013	220027	202201	622003	1201	ORP - Part time employees	-
FY2013	220027	300012	622003	1201	ORP - Part time employees	592
FY2013	220032	202301	622003	1301	ORP - Part time employees	2,092
FY2013	310000	300003	622003	9600	ORP - Part time employees	565
FY2013	840032	300008	622003	9600	ORP - Part time employees	141
FY2013	210040	203007	622004	5101	ORP - Employer Matching	2,100
FY2013	210041	203007	622004	5101	ORP - Employer Matching	9,786
FY2013	210056	200000	622004	6101	ORP - Employer Matching	-
FY2013	210056	300012	622004	1201	ORP - Employer Matching	8,160
FY2013	100001	100000	622005	6101	TRS - State	13,800
FY2013	100001	100002	622005	4101	TRS - State	4,119
FY2013	100001	200000	622005	6101	TRS - State	7,525
FY2013	100001	201101	622005	1101	TRS - State	3,219
FY2013	100001	201106	622005	1101	TRS - State	6,198
FY2013	100001	201200	622005	1101	TRS - State	2,106
FY2013	100001	201201	622005	1101	TRS - State	2,792
FY2013	100001	201202	622005	1101	TRS - State	5,617
FY2013	100001	201203	622005	1101	TRS - State	99
FY2013	100001	201300	622005	1101	TRS - State	1,838
FY2013	100001	201301	622005	1101	TRS - State	5,488
FY2013	100001	201304	622005	1201	TRS - State	-
FY2013	100001	201400	622005	1101	TRS - State	1,838
FY2013	100001	201401	622005	1101	TRS - State	10,579
FY2013	100001	201402	622005	1101	TRS - State	3,756
FY2013	100001	201500	622005	1101	TRS - State	1,620
FY2013	100001	201501	622005	1101	TRS - State	3,296
FY2013	100001	201502	622005	1101	TRS - State	6,381
FY2013	100001	201504	622005	1101	TRS - State	6,343
FY2013	100001	201505	622005	1101	TRS - State	6,582
FY2013	100001	201507	622005	1101	TRS - State	5,322
FY2013	100001	201600	622005	4101	TRS - State	2,575
FY2013	100001	201601	622005	4101	TRS - State	7,585
FY2013	100001	201602	622005	4101	TRS - State	3,038
FY2013	100001	202100	622005	1201	TRS - State	3,285
FY2013	100001	202101	622005	1201	TRS - State	3,600

FY2013	100001	202102	622005	1201	TRS - State	9,865
FY2013	100001	202103	622005	1201	TRS - State	3,285
FY2013	100001	202105	622005	1201	TRS - State	5,159
FY2013	100001	202106	622005	1201	TRS - State	3,150
FY2013	100001	202110	622005	1201	TRS - State	6,687
FY2013	100001	202113	622005	1201	TRS - State	3,240
FY2013	100001	202200	622005	1201	TRS - State	3,696
FY2013	100001	202201	622005	1201	TRS - State	3,230
FY2013	100001	202202	622005	1201	TRS - State	7,562
FY2013	100001	202300	622005	6101	TRS - State	-
FY2013	100001	202301	622005	1301	TRS - State	3,762
FY2013	100001	202303	622005	1301	TRS - State	3,138
FY2013	100001	202305	622005	5101	TRS - State	3,120
FY2013	100001	203000	622005	5101	TRS - State	5,692
FY2013	100001	203001	622005	5101	TRS - State	3,330
FY2013	100001	203002	622005	5101	TRS - State	7,587
FY2013	100001	203003	622005	5101	TRS - State	3,703
FY2013	100001	203004	622005	5101	TRS - State	7,915
FY2013	100001	203005	622005	5101	TRS - State	-
FY2013	100001	203005	622005	5112	TRS - State	-
FY2013	100001	203006	622005	5101	TRS - State	4,545
FY2013	100001	203011	622005	5101	TRS - State	5,016
FY2013	100001	300000	622005	6101	TRS - State	6,600
FY2013	100001	300001	622005	6101	TRS - State	21,672
FY2013	100001	300004	622005	6101	TRS - State	1,836
FY2013	100001	300007	622005	6101	TRS - State	16,856
FY2013	100001	500000	622005	6101	TRS - State	8,189
FY2013	100001	600000	622005	4101	TRS - State	16,354
FY2013	510006	300012	622005	5101	TRS - State	5,333
FY2013	840032	300008	622005	9600	TRS - State	1,398
FY2013	100001	100000	622009	6101	FICA Medicare Employer	3,741
FY2013	100001	100002	622009	4101	FICA Medicare Employer	995
FY2013	100001	200000	622009	6101	FICA Medicare Employer	3,341
FY2013	100001	201100	622009	1101	FICA Medicare Employer	24
FY2013	100001	201101	622009	1101	FICA Medicare Employer	4,359
FY2013	100001	201101	622009	1201	FICA Medicare Employer	120
FY2013	100001	201103	622009	1101	FICA Medicare Employer	-
FY2013	100001	201106	622009	1101	FICA Medicare Employer	2,200
FY2013	100001	201200	622009	1101	FICA Medicare Employer	509
FY2013	100001	201201	622009	1101	FICA Medicare Employer	3,391
FY2013	100001	201202	622009	1101	FICA Medicare Employer	10,199
FY2013	100001	201203	622009	1101	FICA Medicare Employer	24
FY2013	100001	201204	622009	1101	FICA Medicare Employer	363
FY2013	100001	201205	622009	1101	FICA Medicare Employer	1,498
FY2013	100001	201300	622009	1101	FICA Medicare Employer	492
FY2013	100001	201301	622009	1101	FICA Medicare Employer	4,700
FY2013	100001	201302	622009	1201	FICA Medicare Employer	-
FY2013	100001	201304	622009	1201	FICA Medicare Employer	-
FY2013	100001	201306	622009	1101	FICA Medicare Employer	2,033

FY2013	100001	201400	622009	1101	FICA Medicare Employer	444
FY2013	100001	201401	622009	1101	FICA Medicare Employer	6,680
FY2013	100001	201402	622009	1101	FICA Medicare Employer	2,789
FY2013	100001	201404	622009	1201	FICA Medicare Employer	-
FY2013	100001	201500	622009	1101	FICA Medicare Employer	439
FY2013	100001	201501	622009	1101	FICA Medicare Employer	820
FY2013	100001	201502	622009	1101	FICA Medicare Employer	2,199
FY2013	100001	201503	622009	1101	FICA Medicare Employer	151
FY2013	100001	201504	622009	1101	FICA Medicare Employer	3,216
FY2013	100001	201505	622009	1101	FICA Medicare Employer	2,704
FY2013	100001	201506	622009	1101	FICA Medicare Employer	987
FY2013	100001	201507	622009	1101	FICA Medicare Employer	1,286
FY2013	100001	201600	622009	4101	FICA Medicare Employer	622
FY2013	100001	201601	622009	4101	FICA Medicare Employer	2,880
FY2013	100001	201602	622009	4101	FICA Medicare Employer	1,186
FY2013	100001	202100	622009	1201	FICA Medicare Employer	794
FY2013	100001	202101	622009	1201	FICA Medicare Employer	1,254
FY2013	100001	202102	622009	1201	FICA Medicare Employer	2,480
FY2013	100001	202103	622009	1201	FICA Medicare Employer	1,103
FY2013	100001	202104	622009	1201	FICA Medicare Employer	1,029
FY2013	100001	202105	622009	1201	FICA Medicare Employer	2,160
FY2013	100001	202106	622009	1201	FICA Medicare Employer	1,049
FY2013	100001	202107	622009	1101	FICA Medicare Employer	737
FY2013	100001	202108	622009	1201	FICA Medicare Employer	754
FY2013	100001	202110	622009	1201	FICA Medicare Employer	2,382
FY2013	100001	202111	622009	1101	FICA Medicare Employer	-
FY2013	100001	202111	622009	1201	FICA Medicare Employer	1,510
FY2013	100001	202112	622009	1201	FICA Medicare Employer	912
FY2013	100001	202113	622009	1201	FICA Medicare Employer	789
FY2013	100001	202114	622009	1201	FICA Medicare Employer	796
FY2013	100001	202200	622009	1201	FICA Medicare Employer	941
FY2013	100001	202201	622009	1201	FICA Medicare Employer	14,486
FY2013	100001	202202	622009	1201	FICA Medicare Employer	6,332
FY2013	100001	202203	622009	1201	FICA Medicare Employer	1,778
FY2013	100001	202300	622009	6101	FICA Medicare Employer	-
FY2013	100001	202301	622009	1301	FICA Medicare Employer	909
FY2013	100001	202302	622009	1301	FICA Medicare Employer	260
FY2013	100001	202303	622009	1301	FICA Medicare Employer	1,272
FY2013	100001	202303	622009	5101	FICA Medicare Employer	226
FY2013	100001	202305	622009	5101	FICA Medicare Employer	754
FY2013	100001	203000	622009	5101	FICA Medicare Employer	1,375
FY2013	100001	203001	622009	5101	FICA Medicare Employer	805
FY2013	100001	203002	622009	5101	FICA Medicare Employer	1,834
FY2013	100001	203003	622009	5101	FICA Medicare Employer	2,018
FY2013	100001	203004	622009	5101	FICA Medicare Employer	2,022
FY2013	100001	203005	622009	5101	FICA Medicare Employer	-
FY2013	100001	203005	622009	5112	FICA Medicare Employer	-
FY2013	100001	203006	622009	5101	FICA Medicare Employer	1,098
FY2013	100001	203011	622009	5101	FICA Medicare Employer	1,212

FY2013	100001	203012	622009	5101	FICA Medicare Employer	1,088
FY2013	100001	300000	622009	6101	FICA Medicare Employer	1,595
FY2013	100001	300001	622009	6101	FICA Medicare Employer	5,237
FY2013	100001	300002	622009	7101	FICA Medicare Employer	2,860
FY2013	100001	300002	622009	7102	FICA Medicare Employer	2,493
FY2013	100001	300002	622009	7104	FICA Medicare Employer	1,295
FY2013	100001	300002	622009	7107	FICA Medicare Employer	4
FY2013	100001	300002	622009	7109	FICA Medicare Employer	1,780
FY2013	100001	300004	622009	6101	FICA Medicare Employer	2,404
FY2013	100001	300005	622009	6101	FICA Medicare Employer	-
FY2013	100001	300007	622009	6101	FICA Medicare Employer	4,451
FY2013	100001	400000	622009	6101	FICA Medicare Employer	1,261
FY2013	100001	500000	622009	6101	FICA Medicare Employer	2,160
FY2013	100001	600000	622009	4101	FICA Medicare Employer	6,207
FY2013	100001	700001	622009	1101	FICA Medicare Employer	452
FY2013	100001	700001	622009	1201	FICA Medicare Employer	1,020
FY2013	100001	700002	622009	1101	FICA Medicare Employer	452
FY2013	210040	203007	622009	5101	FICA Medicare Employer	2,561
FY2013	210041	203007	622009	5101	FICA Medicare Employer	2,933
FY2013	210056	200000	622009	6101	FICA Medicare Employer	-
FY2013	210056	300012	622009	1201	FICA Medicare Employer	3,186
FY2013	220006	202303	622009	1301	FICA Medicare Employer	-
FY2013	220006	300012	622009	1301	FICA Medicare Employer	15
FY2013	220011	201402	622009	1101	FICA Medicare Employer	-
FY2013	220011	300012	622009	1101	FICA Medicare Employer	364
FY2013	220025	202201	622009	1201	FICA Medicare Employer	-
FY2013	220025	300012	622009	1201	FICA Medicare Employer	664
FY2013	220027	202201	622009	1201	FICA Medicare Employer	-
FY2013	220027	300012	622009	1201	FICA Medicare Employer	229
FY2013	220032	202301	622009	1301	FICA Medicare Employer	809
FY2013	310000	300003	622009	9600	FICA Medicare Employer	1,846
FY2013	510006	300012	622009	5101	FICA Medicare Employer	1,289
FY2013	840032	300008	622009	9600	FICA Medicare Employer	1,265
FY2013	100001	202108	622010	1201	TRS - TC pd	3,120
FY2013	100001	202301	622010	1301	TRS - TC pd	1,620
FY2013	100001	300002	622010	7101	TRS - TC pd	11,835
FY2013	100001	300002	622010	7102	TRS - TC pd	10,105
FY2013	100001	300002	622010	7104	TRS - TC pd	1,789
FY2013	100001	300002	622010	7109	TRS - TC pd	7,367
FY2013	310000	300003	622010	9600	TRS - TC pd	2,772
FY2013	210040	203007	622011	5101	TRS - Grant pd	2,880
FY2013	210056	200000	622011	6101	TRS - Grant pd	-
FY2013	210056	300012	622011	1201	TRS - Grant pd	1,680
FY2013	220025	202201	622011	1201	TRS - Grant pd	-
FY2013	220025	300012	622011	1201	TRS - Grant pd	2,748
FY2013	310000	300003	622012	9600	TRS - Plant employees	3,960
FY2013	100001	300004	623004	6101	Misc Payroll	66,000
FY2013	100001	100000	712002	6101	Operating Supplies	8,000
FY2013	100001	100000	712017	6101	Food Purchases - Non Instructional	20,000

FY2013	100001	100000	721100	6101	Conference - Lodging	21,500
FY2013	100001	100000	731210	6101	Contractual Services - Legal	65,000
FY2013	100001	100000	731230	6101	Contractual Srvc - Membership Dues	16,000
FY2013	100001	100000	731309	6101	Contractual Services - Advertising	2,000
FY2013	100001	100000	731329	6101	Staff Development	4,000
FY2013	100001	100000	731333	6101	Contractual Srvc - Subscriptions	1,000
FY2013	100001	100000	731410	6101	Lease - Copier	4,000
FY2013	100001	100000	731810	6101	Postage	500
FY2013	100001	100000	761150	6101	Cell Phone	-
FY2013	100001	100000	791000	6101	Miscellaneous Expenses	4,000
FY2013	100001	100000	791006	6101	Misc Expenses - College Events	3,000
FY2013	100001	100000	791005	6101	Misc Expenses - President Resv	200,000
FY2013	100001	100001	721400	6130	Board Member Travel	2,000
FY2013	100001	100001	721400	6131	Board Member Travel	1,000
FY2013	100001	100001	721400	6132	Board Member Travel	1,000
FY2013	100001	100001	721400	6133	Board Member Travel	1,000
FY2013	100001	100001	721400	6134	Board Member Travel	1,000
FY2013	100001	100001	721400	6135	Board Member Travel	1,000
FY2013	100001	100001	721400	6136	Board Member Travel	1,000
FY2013	100001	100001	721400	6137	Board Member Travel	1,000
FY2013	100001	100001	721400	6138	Board Member Travel	1,000
FY2013	100001	100002	781101	6101	BANNER	1,196,716
FY2013	100001	100002	781101	6101	TCC Fees	151,000
FY2013	100001	200000	711006	6101	Books - New	800
FY2013	100001	200000	712001	6101	Computer and Software Supplies	500
FY2013	100001	200000	712002	6101	Operating Supplies	1,025
FY2013	100001	200000	712017	6101	Food Purchases - Non Instructional	1,000
FY2013	100001	200000	721100	6101	Conference - Lodging	4,000
FY2013	100001	200000	731230	6101	Contractual Srvc - Membership Dues	100
FY2013	100001	200000	731326	6101	VCT - Virtual College of Texas	70,000
FY2013	100001	200000	731329	6101	Staff Development	10,000
FY2013	100001	200000	731338	6101	Contractual Srvc - Background check	-
FY2013	100001	200000	731410	6101	Lease - Copier	2,000
FY2013	100001	200000	731640	6101	Printing - Letterhead/Business Card	200
FY2013	100001	200000	731810	6101	Postage	200
FY2013	100001	201101	711002	1101	Computer and Software Supplies	1,250
FY2013	100001	201101	711003	1101	Operating Supplies	4,000
FY2013	100001	201106	731410	1101	Lease - Copier	4,000
FY2013	100001	201200	711002	1101	Computer and Software Supplies	350
FY2013	100001	201200	711003	1101	Operating Supplies	2,500
FY2013	100001	201200	711004	1101	Audio Visual Supplies	500
FY2013	100001	201200	721100	1101	Conference - Lodging	-
FY2013	100001	201200	731319	1101	Contractual Services - Shredding	100
FY2013	100001	201200	731343	1101	Contractual Services	73
FY2013	100001	201200	731410	1101	Lease - Copier	7,000
FY2013	100001	201200	731640	1101	Printing - Letterhead/Business Card	100
FY2013	100001	201200	741116	1101	Software	50
FY2013	100001	201203	731100	1101	Contractual Srvc - Instructional	1,650
FY2013	100001	201205	711003	1101	Operating Supplies	350

FY2013	100001	201205	721100	1101	Conference - Lodging	-
FY2013	100001	201205	731315	1101	Contractual Srvc - OS Perf/Speakers	150
FY2013	100001	201206	711003	1101	Operating Supplies	225
FY2013	100001	201206	721100	1101	Conference - Lodging	300
FY2013	100001	201300	711002	1101	Computer and Software Supplies	500
FY2013	100001	201300	712002	1101	Operating Supplies	500
FY2013	100001	201300	731410	1101	Lease - Copier	1,500
FY2013	100001	201301	711001	1101	Lab Supplies	500
FY2013	100001	201306	712002	1101	Operating Supplies	3,800
FY2013	100001	201400	711003	1101	Operating Supplies	2,000
FY2013	100001	201400	711004	1101	Audio Visual Supplies	300
FY2013	100001	201400	731410	1101	Lease - Copier	3,500
FY2013	100001	201401	711001	1101	Lab Supplies	13,500
FY2013	100001	201401	711003	1101	Operating Supplies	350
FY2013	100001	201401	712003	1101	Audio Visual Supplies	600
FY2013	100001	201401	721100	1101	Conference - Lodging	1,950
FY2013	100001	201401	731100	1101	Contractual Srvc - Instructional	7,000
FY2013	100001	201401	731410	1101	Lease - Copier	760
FY2013	100001	201402	711001	1101	Lab Supplies	4,500
FY2013	100001	201402	711003	1101	Operating Supplies	350
FY2013	100001	201402	711004	1101	Audio Visual Supplies	400
FY2013	100001	201402	713011	1101	Maintenance and Repair	750
FY2013	100001	201402	731100	1101	Contractual Srvc - Instructional	710
FY2013	100001	201500	712002	1101	Operating Supplies	500
FY2013	100001	201500	731410	1101	Lease - Copier	5,000
FY2013	100001	201501	711001	1101	Lab Supplies	1,500
FY2013	100001	201501	711003	1101	Operating Supplies	1,000
FY2013	100001	201502	712024	1101	Music Production Supplies	500
FY2013	100001	201502	721300	1101	Student Travel - Lodging	4,000
FY2013	100001	201502	731230	1101	Contractual Srvc - Membership Dues	1,500
FY2013	100001	201502	731323	1101	Piano Tuning	500
FY2013	100001	201503	711003	1101	Operating Supplies	1,000
FY2013	100001	201504	711003	1101	Operating Supplies	1,000
FY2013	100001	201505	711003	1101	Operating Supplies	1,500
FY2013	100001	201505	712023	1101	Drama Production Supplies	1,500
FY2013	100001	201505	731324	1101	Royalties - Drama Production	2,400
FY2013	100001	201506	711003	1101	Operating Supplies	500
FY2013	100001	201507	712002	1101	Operating Supplies	100
FY2013	100001	201507	721300	1101	Student Travel - Lodging	-
FY2013	100001	201507	731330	1101	Professional Memberships	300
FY2013	100001	201507	731333	1101	Contractual Srvc - Subscriptions	150
FY2013	100001	201507	731641	1101	Printing - TC News	4,500
FY2013	100001	201600	711002	4101	Computer and Software Supplies	3,499
FY2013	100001	201600	711003	4101	Operating Supplies	4,000
FY2013	100001	201600	711004	4101	Audio Visual Supplies	1,200
FY2013	100001	201600	721100	4101	Conference - Lodging	2,490
FY2013	100001	201600	731343	4101	Contractual Services	3,000
FY2013	100001	201601	711006	4101	Books - New	75,000
FY2013	100001	201601	711010	4101	Library Periodicals	44,574

FY2013	100001	201601	711011	4101	Library Databases	43,747
FY2013	100001	201601	712002	4101	Operating Supplies	10,508
FY2013	100001	201601	721100	4101	Conference - Lodging	1,450
FY2013	100001	201601	731303	4101	Contractual Srvc - Eq Repairs/Maint	450
FY2013	100001	201601	731305	4101	Contractual Srvc - Printing	165
FY2013	100001	201601	731322	4101	Contractual Srvc- Library Bind Srvc	2,000
FY2013	100001	201601	731330	4101	Professional Memberships	805
FY2013	100001	201601	731331	4101	Contractual Srvc - Microforms	2,800
FY2013	100001	201601	731334	4101	Contract Srvc-Library Books Leased	2,566
FY2013	100001	201601	731410	4101	Lease - Copier	1,295
FY2013	100001	201601	791014	4101	Misc Exp-Library Usage Fees Recipro	70,000
FY2013	100001	201602	712002	4101	Operating Supplies	1,000
FY2013	100001	201602	731230	4101	Contractual Srvc - Membership Dues	375
FY2013	100001	201602	731319	4101	Contractual Services - Shredding	144
FY2013	100001	201602	731340	4101	Contractual Srv HESI Testing	9,600
FY2013	100001	201602	731410	4101	Contractual Srv -Copier	500
FY2013	100001	201602	731810	4101	Postage	789
FY2013	100001	201602	791017	4101	Misc Exp - TESTING	9,702
FY2013	100001	201602	791020	4101	Misc Exp-Accuplacer Testing	7,332
FY2013	100001	202100	712002	1201	Operating Supplies	2,000
FY2013	100001	202100	721150	1201	Conference - Misc	-
FY2013	100001	202100	731410	1201	Lease - Copier	1,000
FY2013	100001	202101	711003	1201	Operating Supplies	18,000
FY2013	100001	202101	711005	1201	Lease Items	100
FY2013	100001	202101	712014	1201	Customer Accts - Auto Mech	30,000
FY2013	100001	202101	713006	1201	Janitorial Supplies	250
FY2013	100001	202101	731341	1201	Contractual Srv Training	125
FY2013	100001	202101	731343	1201	Contractual Services	1,687
FY2013	100001	202101	731640	1201	Printing - Letterhead/Business Card	100
FY2013	100001	202102	711001	1201	Lab Supplies	4,000
FY2013	100001	202102	711003	1201	Operating Supplies	25,000
FY2013	100001	202102	711005	1201	Lease Items	120
FY2013	100001	202102	713006	1201	Janitorial Supplies	150
FY2013	100001	202102	731341	1201	Contractual Srv Training	125
FY2013	100001	202102	731440	1201	Lease - Equipment	-
FY2013	100001	202102	731810	1201	Postage	250
FY2013	100001	202103	711003	1201	Operating Supplies	18,000
FY2013	100001	202103	711005	1201	Lease Items	400
FY2013	100001	202103	711006	1201	Books - New	600
FY2013	100001	202103	731230	1201	Contractual Srvc - Membership Dues	250
FY2013	100001	202103	731341	1201	Contractual Srv Training	125
FY2013	100001	202103	741107	1201	Equip-Instructional/Lab over5K	-
FY2013	100001	202104	711003	1201	Operating Supplies	4,500
FY2013	100001	202104	711005	1201	Lease Items	550
FY2013	100001	202104	712008	1201	Customer Accts - Auto Body	20,000
FY2013	100001	202104	721240	1201	Non-Conf - Mileage/Tolls/Fuel	100
FY2013	100001	202104	731316	1201	Contractual Srvc- Permit/Inspection	250
FY2013	100001	202104	741107	1201	Equip-Instructional/Lab over5K	-
FY2013	100001	202105	711001	1201	Lab Supplies	500

FY2013	100001	202105	711003	1201	Operating Supplies	2,500
FY2013	100001	202105	712002	1201	Operating Supplies	2,500
FY2013	100001	202105	712011	1201	Customer Accts - Cosmotology	25,000
FY2013	100001	202105	731316	1201	Contractual Srvc- Permit/Inspection	5,200
FY2013	100001	202105	731333	1201	Contractual Srvc - Subscriptions	30
FY2013	100001	202105	731343	1201	Contractual Services	15,523
FY2013	100001	202105	731410	1201	Lease - Copier	2,500
FY2013	100001	202105	731640	1201	Printing - Letterhead/Business Card	200
FY2013	100001	202105	731811	1201	Fees - Postage or Mailing	200
FY2013	100001	202105	791000	1201	Miscellaneous Expenses	300
FY2013	100001	202105	791001	1201	Miscellaneous Expenses - Cash Short	50
FY2013	100001	202106	711003	1201	Operating Supplies	23,000
FY2013	100001	202106	713011	1201	Maintenance and Repair	2,000
FY2013	100001	202106	731410	1201	Lease - Copier	960
FY2013	100001	202107	711003	1101	Operating Supplies	200
FY2013	100001	202107	712017	1101	Food Purchases - Non Instructional	200
FY2013	100001	202107	721100	1101	Conference - Lodging	-
FY2013	100001	202107	731100	1101	Contractual Srvc - Instructional	-
FY2013	100001	202108	711001	1201	Lab Supplies	500
FY2013	100001	202108	711003	1201	Operating Supplies	2,000
FY2013	100001	202108	731341	1201	Contractual Srv Training	-
FY2013	100001	202108	731343	1201	Contractual Services	-
FY2013	100001	202108	741107	1201	Equip-Instructional/Lab over5K	-
FY2013	100001	202111	712002	1101	Operating Supplies	10,000
FY2013	100001	202112	711003	1201	Operating Supplies	500
FY2013	100001	202113	711001	1201	Lab Supplies	4,000
FY2013	100001	202113	711003	1201	Operating Supplies	500
FY2013	100001	202113	711005	1201	Lease Items	150
FY2013	100001	202113	711006	1201	Books - New	200
FY2013	100001	202114	711001	1201	Lab Supplies	500
FY2013	100001	202114	711003	1201	Operating Supplies	500
FY2013	100001	202114	711009	1201	Food Purchases	22,500
FY2013	100001	202114	713006	1201	Janitorial Supplies	800
FY2013	100001	202114	713011	1201	Maintenance and Repair	500
FY2013	100001	202114	731303	1201	Contractual Srvc - Eq Repairs/Maint	1,600
FY2013	100001	202114	731410	1201	Lease - Copier	695
FY2013	100001	202114	731810	1201	Postage	60
FY2013	100001	202114	791000	1201	Miscellaneous Expenses	-
FY2013	100001	202200	711003	1201	Operating Supplies	300
FY2013	100001	202200	721100	1201	Conference - Lodging	6,406
FY2013	100001	202200	731100	1201	Contractual Srvc - Instructional	2,500
FY2013	100001	202200	731230	1201	Contractual Srvc - Membership Dues	4,575
FY2013	100001	202200	731330	1201	Professional Memberships	600
FY2013	100001	202200	731340	1201	Contractual Srv HESI Testing	9,810
FY2013	100001	202200	731410	1201	Lease - Copier	3,500
FY2013	100001	202200	791015	1201	Misc Exp-ATI Nurse Testing	10,000
FY2013	100001	202201	711003	1201	Operating Supplies	2,405
FY2013	100001	202201	712001	1201	Computer and Software Supplies	11,600
FY2013	100001	202201	712017	1201	Food Purchases - Non Instructional	450

FY2013	100001	202201	721100	1201	Conference - Lodging	9,880
FY2013	100001	202201	731100	1201	Contractual Srvc - Instructional	2,200
FY2013	100001	202201	731319	1201	Contractual Services - Shredding	800
FY2013	100001	202201	731550	1201	Insurance - Liability	5,875
FY2013	100001	202201	731810	1201	Postage	150
FY2013	100001	202201	791000	1201	Miscellaneous Expenses	3,000
FY2013	100001	202202	711003	1201	Operating Supplies	1,453
FY2013	100001	202202	731100	1201	Contractual Srvc - Instructional	1,000
FY2013	100001	202202	731343	1201	Contractual Services	700
FY2013	100001	202202	731550	1201	Insurance - Liability	600
FY2013	100001	202202	791000	1201	Miscellaneous Expenses	2,736
FY2013	100001	202203	711003	1201	Operating Supplies	1,153
FY2013	100001	202203	721100	1201	Conference - Lodging	3,210
FY2013	100001	202203	731100	1201	Contractual Srvc - Instructional	1,000
FY2013	100001	202203	731230	1201	Contractual Srvc - Membership Dues	500
FY2013	100001	202203	731410	1201	Lease - Copier	1,000
FY2013	100001	202203	731550	1201	Insurance - Liability	3,850
FY2013	100001	202203	791000	1201	Miscellaneous Expenses	2,570
FY2013	100001	202300	721100	1301	Conference - Lodging	500
FY2013	100001	202300	731323	1301	Piano Tuning	500
FY2013	100001	202301	712002	1301	Operating Supplies	1,800
FY2013	100001	202301	721100	1301	Conference - Lodging	-
FY2013	100001	202301	731330	1301	Professional Memberships	200
FY2013	100001	202301	731410	1301	Lease - Copier	1,000
FY2013	100001	202301	731810	1301	Postage	200
FY2013	100001	202302	711003	1301	Operating Supplies	4,040
FY2013	100001	202302	711006	1301	Books - New	45,000
FY2013	100001	202302	712002	1301	Operating Supplies	8,000
FY2013	100001	202302	712017	1301	Food Purchases - Non Instructional	22,000
FY2013	100001	202302	721100	1301	Conference - Lodging	200
FY2013	100001	202302	731305	1301	Contractual Srvc - Printing	3,500
FY2013	100001	202302	731315	1301	Contractual Srvc - OS Perf/Speakers	18,000
FY2013	100001	202302	731330	1301	Professional Memberships	500
FY2013	100001	202302	731338	1301	Contractual Srvc - Background check	300
FY2013	100001	202302	731343	1301	Contractual Services	1,000
FY2013	100001	202302	731344	1301	Contractual Serv - CE Approvall Fee	2,500
FY2013	100001	202302	731810	1301	Postage	2,500
FY2013	100001	202302	731811	1301	Fees - Postage or Mailing	500
FY2013	100001	202303	711001	1301	Lab Supplies	2,120
FY2013	100001	202303	711002	1301	Computer and Software Supplies	800
FY2013	100001	202303	711006	1301	Books - New	7,010
FY2013	100001	202303	712002	1301	Operating Supplies	5,000
FY2013	100001	202303	721100	1301	Conference - Lodging	7,566
FY2013	100001	202303	731100	1301	Contractual Srvc - Instructional	49,000
FY2013	100001	202303	731305	1301	Contractual Srvc - Printing	10,000
FY2013	100001	202303	731318	1301	Contractual Services - Pest Control	1,800
FY2013	100001	202303	731319	1301	Contractual Services - Shredding	450
FY2013	100001	202303	731410	1301	Lease - Copier	1,200
FY2013	100001	202303	731720	1301	Advertising - Media Print	5,140

FY2013	100001	202303	731810	1301	Postage	4,600
FY2013	100001	202303	781100	1301	Admin Building - Furniture	300
FY2013	100001	202303	791000	1301	Miscellaneous Expenses	200
FY2013	100001	202305	712002	1301	Operating Supplies	500
FY2013	100001	202305	721100	1301	Conference - Lodging	1,000
FY2013	100001	202305	731100	1301	Contractual Srvc - Instructional	162,000
FY2013	100001	202305	731338	1301	Contractual Srvc - Background check	1,500
FY2013	100001	203000	712002	5101	Operating Supplies	5,000
FY2013	100001	203001	712002	5101	Operating Supplies	2,000
FY2013	100001	203001	712017	5101	Food Purchases - Non Instructional	200
FY2013	100001	203001	721100	5101	Conference - Lodging	500
FY2013	100001	203001	731343	5101	Contractual Services	-
FY2013	100001	203001	731640	5101	Printing - Letterhead/Business Card	200
FY2013	100001	203001	731790	5101	Advertising - Misc	200
FY2013	100001	203002	712002	5101	Operating Supplies	7,000
FY2013	100001	203002	721100	5101	Conference - Lodging	3,000
FY2013	100001	203002	731319	5101	Contractual Services - Shredding	300
FY2013	100001	203002	731330	5101	Professional Memberships	1,916
FY2013	100001	203002	731410	5101	Lease - Copier	1,500
FY2013	100001	203002	731810	5101	Postage	100
FY2013	100001	203002	751100	5101	S/A - Tuition and Fees	96,500
FY2013	100001	203002	751200	5101	Exempt - Blind	100,000
FY2013	100001	203003	712002	5101	Operating Supplies	16,000
FY2013	100001	203003	713011	5101	Maintenance and Repair	800
FY2013	100001	203003	731329	5101	Staff Development	300
FY2013	100001	203003	731410	5101	Lease - Copier	700
FY2013	100001	203004	712002	5101	Operating Supplies	6,000
FY2013	100001	203004	712017	5101	Food Purchases - Non Instructional	150
FY2013	100001	203004	721100	5101	Conference - Lodging	1,000
FY2013	100001	203004	731260	5101	Contractual Services - IT	14,000
FY2013	100001	203004	731305	5101	Contractual Srvc - Printing	2,570
FY2013	100001	203004	731317	5101	Contractual Srvc - Cbl Drp tel,cptr	200
FY2013	100001	203004	731319	5101	Contractual Services - Shredding	800
FY2013	100001	203004	731410	5101	Lease - Copier	3,000
FY2013	100001	203004	731640	5101	Printing - Letterhead/Business Card	100
FY2013	100001	203006	712002	5101	Operating Supplies	3,000
FY2013	100001	203006	721100	5101	Conference - Lodging	200
FY2013	100001	203006	731319	5101	Contractual Services - Shredding	500
FY2013	100001	203006	731410	5101	Lease - Copier	1,500
FY2013	100001	203006	731640	5101	Printing - Letterhead/Business Card	200
FY2013	100001	203009	712002	5101	Operating Supplies	5,000
FY2013	100001	203011	712002	5101	Operating Supplies	1,000
FY2013	100001	300000	712002	6101	Operating Supplies	4,000
FY2013	100001	300000	721110	6101	Conference - Registration	1,500
FY2013	100001	300000	731200	6101	Contractual Srvc - Audit	110,000
FY2013	100001	300000	731230	6101	Contractual Srvc - Membership Dues	4,000
FY2013	100001	300000	731280	6101	Contractual Srvc - Tax Collection	35,000
FY2013	100001	300000	731301	6101	Contractual Srvc - Banking Services	4,000
FY2013	100001	300000	731302	6101	Contractual Services - Credit Card	30,000

FY2013	100001	300000	731810	6101	Postage	32,052
FY2013	100001	300000	761140	6101	Telephone	70,000
FY2013	100001	300000	791025	6101	Higher One Expenses	36,500
FY2013	100001	300001	712002	6101	Operating Supplies	3,500
FY2013	100001	300001	731319	6101	Contractual Services - Shredding	2,000
FY2013	100001	300001	731410	6101	Lease - Copier	4,000
FY2013	100001	300001	731791	6101	Advertising - Legal	1,500
FY2013	100001	300001	791001	6101	Miscellaneous Expenses - Cash Short	200
FY2013	100001	300002	712002	7101	Operating Supplies	9,283
FY2013	100001	300002	712004	7101	Lease Items	51
FY2013	100001	300002	713006	7101	Janitorial Supplies	18,300
FY2013	100001	300002	713007	7101	Gas/Oil	9,500
FY2013	100001	300002	713008	7101	Landscaping	3,400
FY2013	100001	300002	713009	7101	Paint	2,400
FY2013	100001	300002	713010	7101	Hardware (tools)	2,900
FY2013	100001	300002	713011	7101	Maintenance and Repair	20,600
FY2013	100001	300002	713012	7101	Electrical	25,100
FY2013	100001	300002	713013	7101	HVAC	16,500
FY2013	100001	300002	713014	7101	Facility Miscellaneous	7,864
FY2013	100001	300002	713015	7101	Plumbing Supplies	3,100
FY2013	100001	300002	714007	7101	Gas/Oil	23,900
FY2013	100001	300002	714011	7101	Maintenance and Repair	43,355
FY2013	100001	300002	715002	7101	Field Maintenance	10,400
FY2013	100001	300002	721150	7101	Conference - Misc	545
FY2013	100001	300002	721260	7101	Non-Conf - Recruiting	15
FY2013	100001	300002	731303	7101	Contractual Srvc - Eq Repairs/Maint	30,000
FY2013	100001	300002	731304	7101	Contractual Srvc - Building Repairs	44,020
FY2013	100001	300002	731311	7101	Contractual Services - Janitorial	165,000
FY2013	100001	300002	731316	7101	Contractual Srvc- Permit/Inspection	3,900
FY2013	100001	300002	731318	7101	Contractual Services - Pest Control	5,150
FY2013	100001	300002	731320	7101	Contractual Services - Grounds	30,000
FY2013	100001	300002	731337	7101	Contractual Srvc - Elevator	24,200
FY2013	100001	300002	731343	7101	Contractual Services	3,937
FY2013	100001	300002	731410	7101	Lease - Copier	486
FY2013	100001	300002	731530	7101	Insurance - Auto	20,000
FY2013	100001	300002	731550	7101	Insurance - Liability	130,000
FY2013	100001	300002	731570	7101	Insurance - Underground Storage	2,000
FY2013	100001	300002	741109	7101	Equipment - Machine-Non-Instruction	2,000
FY2013	100001	300002	761100	7101	Water	100,000
FY2013	100001	300002	761120	7101	Electric	500,000
FY2013	100001	300002	761130	7101	Gas	125,000
FY2013	100001	300002	781103	7101	Robbins Property	-
FY2013	100001	300004	712002	6101	Operating Supplies	2,700
FY2013	100001	300004	712015	6101	Election Supplies	8,500
FY2013	100001	300004	721100	6101	Conference - Lodging	2,000
FY2013	100001	300004	731290	6101	Contractual Srvc - HR	12,000
FY2013	100001	300004	731338	6101	Contractual Srvc - Background check	1,500
FY2013	100001	300004	731410	6101	Lease - Copier	1,000
FY2013	100001	300004	731791	6101	Advertising - Legal	500

FY2013	100001	300007	712002	6101	Operating Supplies	6,000
FY2013	100001	300007	721100	6101	Conference - Lodging	5,050
FY2013	100001	300007	731305	6101	Contractual Srvc - Printing	300
FY2013	100001	300007	731314	6101	Contractual Srvc - Security Systems	8,900
FY2013	100001	300007	731329	6101	Staff Development	3,000
FY2013	100001	300007	731330	6101	Professional Memberships	500
FY2013	100001	300007	731410	6101	Lease - Copier	500
FY2013	100001	300007	741116	6101	Software	1,800
FY2013	100001	300007	761150	6101	Cell Phone	1,750
FY2013	100001	400000	711003	6101	Operating Supplies	1,000
FY2013	100001	400000	721100	6101	Conference - Lodging	5,000
FY2013	100001	400000	731260	6101	Contractual Services - IT	400
FY2013	100001	400000	731300	6101	Contractual Srvc - Temp Services	550
FY2013	100001	400000	731327	6101	SACS	21,076
FY2013	100001	400000	731410	6101	Lease - Copier	1,680
FY2013	100001	400000	741101	6101	Equipment - Computer/Office over 5K	2,500
FY2013	100001	400000	791031	6101	Achieving the Dream	38,940
FY2013	100001	500000	712002	6101	Operating Supplies	875
FY2013	100001	500000	712017	6101	Food Purchases - Non Instructional	2,000
FY2013	100001	500000	721100	6101	Conference - Lodging	4,550
FY2013	100001	500000	731330	6101	Professional Memberships	3,559
FY2013	100001	500000	731333	6101	Contractual Srvc - Subscriptions	18,220
FY2013	100001	500000	731410	6101	Lease - Copier	9,600
FY2013	100001	500000	731642	6101	Marketing - Misc	10,175
FY2013	100001	500000	731643	6101	Marketing - Printing Misc	12,350
FY2013	100001	500000	731720	6101	Advertising - Media Print	17,825
FY2013	100001	500000	731730	6101	Advertising - Media Online	10,750
FY2013	100001	500000	731740	6101	Advertising - Radio	26,400
FY2013	100001	500000	731750	6101	Advertising - Television	20,800
FY2013	100001	500000	731760	6101	Advertising - Outdoor	35,250
FY2013	100001	500000	731790	6101	Advertising - Misc	30,700
FY2013	100001	500000	731810	6101	Postage	400
FY2013	100001	600000	711002	4101	Computer and Software Supplies	25,000
FY2013	100001	600000	712001	4101	Computer and Software Supplies	18,299
FY2013	100001	600000	712002	4101	Operating Supplies	6,500
FY2013	100001	600000	712003	4101	Audio Visual Supplies	16,000
FY2013	100001	600000	721100	4101	Conference - Lodging	15,000
FY2013	100001	600000	731230	4101	Contractual Srvc - Membership Dues	12,000
FY2013	100001	600000	731260	4101	Contractual Services - IT	132,020
FY2013	100001	600000	731410	4101	Lease - Copier	600
FY2013	100001	600000	741103	4101	Equipment - Desktop/Laptop over 5K	86,516
FY2013	100001	600000	741104	4101	Equipment - Servers	16,000
FY2013	100001	600000	761150	4101	Cell Phone	
FY2013	100001	600000	761161	4101	New Phone System	2,000
FY2013	100001	700001	711001	1201	Lab Supplies	500
FY2013	100001	700001	711003	1201	Operating Supplies	27,150
FY2013	100001	700001	712002	1201	Operating Supplies	2,000
FY2013	100001	700001	713006	1201	Janitorial Supplies	150
FY2013	100001	700001	713011	1201	Maintenance and Repair	5,000

FY2013	100001	700001	713012	1201	Electrical	12,000
FY2013	100001	700001	721100	1201	Conference - Lodging	2,000
FY2013	100001	700001	731100	1201	Contractual Srvc - Instructional	150,000
FY2013	100001	700001	731305	1201	Contractual Srvc - Printing	3,000
FY2013	100001	700001	731314	1201	Contractual Srvc - Security Systems	300
FY2013	100001	700001	731343	1201	Contractual Services	25,000
FY2013	100001	700001	731410	1201	Lease - Copier	1,320
FY2013	100001	700001	731640	1201	Printing - Letterhead/Business Card	100
FY2013	100001	700001	731810	1201	Postage	480
FY2013	100001	700001	741103	1201	Equipment - Desktop/Laptop over 5K	-
FY2013	100001	700001	741108	1201	Equipment - Instructional/Non-Lab	-
FY2013	100001	700001	761100	1201	Water	360
FY2013	100001	700001	761120	1201	Electric	9,000
FY2013	100001	700001	761130	1201	Gas	2,000
FY2013	100001	700001	791032	1201	Diesel Tech TEXAMERICA expenses	5,000
FY2013	100001	700001	791033	1201	Welding TEXAMERICA expenses	33,000
FY2013	100001	700002	711003	1101	Operating Supplies	300
FY2013	100001	700002	712002	1101	Operating Supplies	200
FY2013	100001	700002	731410	1101	Lease - Copier	1,500
FY2013	100001	700002	731430	1101	Lease - Facilities (off campus)	8,400
FY2013	100001	700002	761100	1101	Water	1,000
FY2013	100001	700002	761120	1101	Electric	2,000
FY2013	210010	300012	751104	999	S/A - Pell	5,471,753
FY2013	210010	300012	751104	5101	S/A - Pell	-
FY2013	210011	300012	751110	999	S/A - SEOG	50,000
FY2013	210040	203007	712002	5101	Operating Supplies	3,780
FY2013	210040	203007	721100	5101	Conference - Lodging	4,315
FY2013	210040	203007	721300	5101	Student Travel - Lodging	4,060
FY2013	210040	203007	731343	5101	Contractual Services	7,100
FY2013	210041	203007	712002	5101	Operating Supplies	7,923
FY2013	210041	203007	721100	5101	Conference - Lodging	13,200
FY2013	210041	203007	721300	5101	Student Travel - Lodging	5,489
FY2013	210041	203007	731230	5101	Contractual Srvc - Membership Dues	650
FY2013	210041	203007	731343	5101	Contractual Services	8,905
FY2013	210041	203007	731810	5101	Postage	270
FY2013	210041	203007	791000	5101	Miscellaneous Expenses	7,206
FY2013	210051	300012	711003	999	Operating Supplies	199,545
FY2013	220001	300012	751111	999	S/A - Texas Grant	167,000
FY2013	220002	300012	751112	999	S/A - TEOG	33,000
FY2013	220006	300012	712002	1301	Operating Supplies	38,400
FY2013	220011	300012	711003	999	Operating Supplies	11,933
FY2013	220023	300012	711003	999	Operating Supplies	-
FY2013	220035	300012	711003	1201	Operating Supplies	70,000
FY2013	230001	300012	751109	999	S/A - TPEG	162,000
FY2013	234124	203002	751120	5101	President's Scholarships	100,000
FY2013	310000	300003	711006	9600	Books - New	1,005,000
FY2013	310000	300003	711007	9600	Books - Used	175,000
FY2013	310000	300003	711009	9600	Food Purchases	50,000
FY2013	310000	300003	711012	9600	Bookstore Purchases Supplies	325,000

FY2013	310000	300003	712002	9600	Operating Supplies	10,000
FY2013	310000	300003	712005	9600	Bookstore - Novelty Items	60,000
FY2013	310000	300003	731100	9600	Contractual Srvc - Instructional	500
FY2013	310000	300003	731260	9600	Contractual Services - IT	7,000
FY2013	310000	300003	731333	9600	Contractual Srvc - Subscriptions	900
FY2013	310000	300003	731343	9600	Contractual Services	600
FY2013	310000	300003	731410	9600	Lease - Copier	2,000
FY2013	340000	203008	712002	9600	Operating Supplies	1,000
FY2013	340000	203008	712017	9600	Food Purchases - Non Instructional	1,000
FY2013	340000	203008	713011	9600	Maintenance and Repair	10,000
FY2013	340000	203008	741115	9600	Buildings	35,800
FY2013	350000	300008	712002	9600	Operating Supplies	28,600
FY2013	350000	300008	712017	9600	Food Purchases - Non Instructional	360
FY2013	350000	300008	721200	9600	Non-Conf - Lodging	3,150
FY2013	350000	300008	731230	9600	Contractual Srvc - Membership Dues	10,000
FY2013	350000	300008	731319	9600	Contractual Services - Shredding	200
FY2013	350000	300008	731335	9600	Contract Srvc-Radio Programming	66,500
FY2013	350000	300008	731343	9600	Contractual Services	950
FY2013	350000	300008	731450	9600	Lease - Supplies	400
FY2013	350000	300008	731720	9600	Advertising - Media Print	400
FY2013	510006	300012	712002	999	Operating Supplies	37,200
FY2013	510015	300012	751117	999	S/A - Eldridge	70,000
FY2013	960001	300002	771100	7101	Depreciation - Building	539,000
FY2013	960001	300002	771110	7101	Depreciation - Land Improvements	67,000
FY2013	960001	300002	771120	7101	Depreciation - Infrastructure	6,300
FY2013	960001	300002	771130	7101	Depreciation - Library Books	61,000
FY2013	960001	300002	771140	7101	Depreciation - Furniture/Equipment	247,000
FY2013	960001	300002	771150	7101	Depreciation - Telecom/Software	183,000
Total Expenditures						30,469,069

**Texarkana College
Budget Worksheet
2012-2013**

Non- Payroll Budget Summary Chief Instructional Officer

Proposed Budget 2012-2013
--

Fund	Org	Account	Prg	Description	Status	YTD for Period	Adopted Budget	Proposed Budget 2012-2013
100001	200000	711006	6101	Books - New	A	650.15	800.15	800.00
100001	200000	712001	6101	Computer and Software Supplies	A	401.96	401.96	500.00
100001	200000	712002	6101	Operating Supplies	A	4,046.12	966.12	1,025.00
100001	200000	712017	6101	Food Purchases - Non Instructional	A	590.74	590.74	1,000.00
100001	200000	721100	6101	Travel	A	3,253.62	4,403.62	4,000.00
100001	200000	731230	6101	Contractual Srvc - Membership Dues	A	200.00	200.00	100.00
100001	200000	731326	6101	VCT - Virtual College of Texas	A	51,447.00	51,947.00	70,000.00
100001	200000	731329	6101	Staff Development	A	7,407.11	11,907.11	10,000.00
100001	200000	731410	6101	Lease - Copier	A	1,103.77	1,781.77	2,000.00
100001	200000	731640	6101	Printing - Letterhead/Business Card	A	245.00	245.00	200.00
100001	200000	731810	6101	Postage	A	138.48	238.48	200.00

\$ 69,484 \$ 73,482 \$ 89,825

Position

Employees

Interim Chief Instructional Officer
Admin Assist to Dean

Vernon Wilder
Donna Jones

**Texarkana College
Budget Worksheet
2012-2013**

Non- Payroll Budget Summary Computer Technology 201101

Fund	Org	Account	Prg	Description	Status	YTD for Period	Adopted Budget	Proposed Budget 2012-2013
100001	201101	711002	1101	Computer & Software Supplies		1,249.30	1,249.30	1,250.00
100001	201101	711003	1101	Operating Supplies		3,859.99	3,859.99	4,000.00
						\$ 5,109	\$ 5,109	\$ 5,250

<u>Position</u>	<u>Employees</u>
Instructor Computer Tech	Kenneth Smith
Instructor Computer Tech	Dianna Kinsey
Instructor CTIS	Johnny McJunkins
Instructor CTIS	Bob Forward
Instructor Computer Tech	Dawson Johnson
Student Non WS OIT	Trevor Smith

**Texarkana College
Budget Worksheet
2012-2013**

Non- Payroll Budget Summary Business

Fund	Org	Account	Prg	Description	Status	YTD for Period	Adopted Budget	Proposed Budget 2012-2013
100001	201106	731410	1101	Lease - Copier	A	4,610.03	5,610.03	4,000.00
						<u>\$ 4,610</u>	<u>\$ 5,610</u>	<u>\$ 4,000</u>

<u>Position</u>	<u>Employees</u>
Instructor-Business Economics	Samuel Rivas
Instructor-Business & Mgmt	Lisa Shoalmire

**Texarkana College
Budget Worksheet
2012-2013**

Non- Payroll Budget Summary Div Chair - Social Science

								Proposed Budget 2012-2013
Fund	Org	Account	Prg	Description	Status	YTD for Period	Adopted Budget	
100001	201200	711002	1101	Computer and Software Supplies	A	299.97	299.97	350.00
100001	201200	711003	1101	Operating Supplies	A	2,310.53	2,310.53	2,500.00
100001	201200	711004	1101	Audio Visual Supplies	A	104.42	104.42	500.00
100001	201200	721100	1101	Conference - Misc	A	0.00	0.00	0.00
100001	201200	731319	1101	Contractual Services - Shredding	A	82.00	182.00	100.00
100001	201200	731343	1101	Contractual Services	A	73.00	73.00	73.00
100001	201200	731410	1101	Lease - Copier	A	5,374.94	7,769.30	7,000.00
100001	201200	731640	1101	Printing - Letterhead/Business Card	A	0.00	0.00	100.00
100001	201200	741116	1101	Software	A	50.00	50.00	50.00
						\$ 8,295	\$ 10,789	\$ 10,673

Position	Employees
Admin Assist- Social Science	Mary Hedrick
Division Chair of Bus & computer Tech	Samuel Rivas

**Texarkana College
Budget Worksheet
2012-2013**

Non- Payroll Budget Summary Psychology/Sociology

Proposed Budget 2012-2013
--

Fund	Org	Account	Prg	Description	Status	YTD for Period	Adopted Budget	
100001	201201	711003	1101	Operating Supplies	A			\$ 1,000.00
						\$ -	\$ -	\$ 1,000

Positions

Employees

Instructor- Psychology
 Instructor- Psychology
 Instructor- Child Development
 Instructor- Sociology

David Gafford
 Phyllis Gardner
 Dana Strickland
 Alyce Bunting

**Texarkana College
Budget Worksheet
2012-2013**

Non- Payroll Budget Summary History/Government

Proposed Budget 2012-2013
--

Fund	Org	Account	Prg	Description	Status	YTD for Period	Adopted Budget	
100001	201202	711003	1101	Operating Supplies	A			\$ 1,000.00
						\$ -	\$ -	\$ 1,000

Position	Employees
Instructor - Hist, Gov't, Geog, & Sociology	Dawna Rogers
Instructor - Hist, Gov't, Geog, & Sociology	Candy Smith
Instructor - Hist, Gov't, Geog, & Sociology	Beverly Rowe
Instructor - Hist, Gov't, Geog, & Sociology	John Stuart
Instructor - Hist, Gov't, Geog, & Sociology	Lauren Hehmeyer
Instructor - History	Connie Adams
Instructor - Hist, Gov't, Geog, & Sociology	Douglas Saffel

**Texarkana College
Budget Worksheet
2012-2013**

Non- Payroll Budget Summary Physical Education

Fund	Org	Account	Prg	Description	Status	YTD for Period	Adopted Budget	Proposed Budget 2012-2013
100001	201203	731100	1101	Contractual Srvc - Instructional	A	1,616.00	1,616.00	1,650.00
						<u>\$ 1,616</u>	<u>\$ 1,616</u>	<u>\$ 1,650</u>

**Texarkana College
Budget Worksheet
2012-2013**

Non- Payroll Budget Summary Criminal Justice

Fund	Org	Account	Prg	Description	Status	YTD for Period	Adopted Budget	Proposed Budget 2012-2013
100001	201205	711003	1101	Operating Supplies	A	41.16	41.16	350.00
100001	201205	731315	1101	Contractual Srvc - OS Perf/Speakers	A	150.00	150.00	150.00
						<u>\$ 191</u>	<u>\$ 191</u>	<u>\$ 500</u>

Position	Employees
Instructor - Criminal Justice	Gary Gildon

Texarkana College
Budget Worksheet
2012-2013

Non- Payroll Budget Summary Drug and Alcohol Abuse Counseling

Fund	Org	Account	Prg	Description	Status	YTD for Period	Adopted Budget	Proposed Budget 2012-2013	
100001	201206	711003	1101	Operating Supplies	A	0.00	0.00	225.00	
100001	201206	721100	1101	Travel	A	0.00	0.00	300.00	
							\$ -	\$ -	\$ 525

**Texarkana College
Budget Worksheet
2012-2013**

Non- Payroll Budget Summary Div Chair - Physical Science

Fund	Org	Account	Prg	Description	Status	YTD for Period	Adopted Budget	Proposed Budget 2012-2013
100001	201300	711002	1101	Computer and Software Supplies	A	50.00	50.00	500.00
100001	201300	712002	1101	Operating Supplies	A	242.73	242.73	500.00
100001	201300	731410	1101	Lease - Copier	A	769.59	1,269.59	1,500.00
						<u>\$ 1,062</u>	<u>\$ 1,562</u>	<u>\$ 2,500</u>

<u>Position</u>	<u>Employees</u>
Div Chair- Physical Science	Delbert Dowdy
Admin Assist - Physical Science	Sandra Klar

**Texarkana College
Budget Worksheet
2012-2013**

Non- Payroll Budget Summary Math

Fund	Org	Account	Prg	Description	Status	YTD for Period	Adopted Budget	Proposed Budget 2012-2013
100001	201301	711001	1101	Lab Supplies	A	370.80	370.80	500.00
						\$ 371	\$ 371	\$ 500

Position	Employees
Coordinator- Math Lab	Serena Metcalf
Instructor - Math	Tony Hartman
Instructor - Math	Robert Jones
Instructor - Math	Kalie Schirmer
Instructor - Math	Stephanie Carpenter
Instructor - Math	Monica Davis
Tutor PT	Evelyn Smith
Tutor PT	Justin Gennings
Tutor PT	John Wesley

**Texarkana College
Budget Worksheet
2012-2013**

Non- Payroll Budget Summary Physical Science

Proposed Budget 2012-2013
--

Fund	Org	Account	Prg	Description	Status	YTD for Period	Adopted Budget	
100001	201306	712002	1101	Operating Supplies	A	3,815.53	3,815.53	3,800.00
						\$ 3,816	\$ 3,816	\$ 3,800

Position	Employees
Instructor - Physics	Francis Redfern
Instructor - Physics	Delbert Dowdy
Student Non WS Physical Science Div	Megan Williams

Texarkana College
 Budget Worksheet
 2012-2013

Non- Payroll Budget Summary Div Chair - Natural Science

**Proposed
 Budget
 2012-2013**

Fund	Org	Account	Prg	Description	Status	YTD for Period	Adopted Budget	Proposed Budget 2012-2013
100001	201400	711003	1101	Operating Supplies	A	1,767.10	1,767.10	2,000.00
100001	201400	731410	1101	Lease - Copier	A	2,587.89	3,860.49	3,500.00
100001	201400	711004	1101	Audio Visual Supplies		0.00	0.00	300.00
						\$ 4,355	\$ 5,628	\$ 5,800

Position _____ Employees
 Admin Assist - Natural Science Sandra Francis

**Texarkana College
Budget Worksheet
2012-2013**

Non- Payroll Budget Summary Biology

									Proposed Budget 2012-2013	
Fund	Org	Account	Prg	Description	Status	YTD for Period	Adopted Budget			
100001	201401	711001	1101	Lab Supplies	A	12,150.72	16,140.06		13,500.00	
100001	201401	711003	1101	Operating Supplies	A	2,820.33	2,820.33		350.00	
100001	201401	712003	1101	Audio Visual Supplies	A	0.00	0.00		600.00	
100001	201401	731410	1101	Lease - Copier	A	945.13	2,013.22		760.00	
100001	201401	721100	1101	Conference-Misc.	A	0.00	0.00		1,950.00	
100001	201401	731100	1101	Contractual Svc-Instructional	A	0.00	0.00		7,000.00	
						\$ 15,916	\$ 20,974	\$ 24,160		

Position

Employees

Instructor - Chemistry	Denise Johnson
Instructor - Biology	Milledge Braddock
Instructor - Biology & Entomology	Jerry Voss
Instructor - Biology & Entomology	Mary McCright
Instructor - Biology & Entomology	Robert Laird
Instructor - Biology & Entomology	Mark Storey
Instructor - Biology & Entomology	Patricia Harman
Instructor - Biology	Kenneth Crane

**Texarkana College
Budget Worksheet
2012-2013**

Non- Payroll Budget Summary Chemistry

Fund	Org	Account	Prg	Description	Status	YTD for Period	Adopted Budget	Proposed Budget 2012-2013
100001	201402	711001	1101	Lab Supplies	A	3,425.45	3,425.45	4,500.00
100001	201402	711003	1101	Operating Supplies	A	7.50	7.50	350.00
100001	201402	711004	1101	Audio Visual Supplies	A	0.00	0.00	400.00
100001	201402	713011	1101	Maintenance and Repair	A	0.00	0.00	750.00
100001	201402	731100	1101	Contractual Srvc-Instructional	A	110.50	110.50	710.00
						\$ 3,543	\$ 3,543	\$ 6,710

Position	Employees
Instructor - Chemistry	Mike Buttram
Instructor - Chemistry	Herman Sheets
Instructor - Chemistry	Catherine Howard

**Texarkana College
Budget Worksheet
2012-2013**

Non- Payroll Budget Summary Div Chair - Humanities

Fund	Org	Account	Prg	Description	Status	YTD for Period	Adopted Budget	Proposed Budget 2012-2013
100001	201500	712002	1101	Operating Supplies	A	342.54	342.54	500.00
100001	201500	731410	1101	Lease - Copier	A	4,151.79	5,151.79	5,000.00
						4,494.33	5,494.33	\$ 5,500

Position	Employees
Div Chair - Humanities	Mary Ellen Young
Admin Assist - Humanities	Jennifer Hackworth

**Texarkana College
Budget Worksheet
2012-2013**

Non- Payroll Budget Summary Art

Fund	Org	Account	Prg	Description	Status	YTD for Period	Adopted Budget	Proposed Budget 2012-2013
100001	201501	711001	1101	Lab Supplies	A	1,070.69	1,070.69	1,500.00
100001	201501	711003	1101	Operating Supplies	A	318.59	318.59	1,000.00
						<u>1,389.28</u>	<u>1,389.28</u>	<u>\$ 2,500</u>

Position Employees
 Instructor - Art Valerie Owen

**Texarkana College
Budget Worksheet
2012-2013**

Non- Payroll Budget Summary

Music

Fund	Org	Account	Prg	Description	Status	YTD for Period	Adopted Budget	Proposed Budget
								2012-2013
100001	201502	712024	1101	Music Production Supplies	A	400.00	400.00	500.00
100001	201502	721300	1101	Student Travel - Misc	A	3,966.61	3,966.61	4,000.00
100001	201502	731230	1101	Contractual Srvc - Membership Dues	A	1,411.26	1,411.26	1,500.00
100001	201502	731323	1101	Piano Tuning	A	375.00	375.00	500.00
						6,152.87	6,152.87	\$ 6,500

Position	Employees
Instructor - Music Education	Mary Scott Goode
Instructor - Music	Marc Bougie
Instructor - Music Education	Celia Richardson

**Texarkana College
Budget Worksheet
2012-2013**

Non- Payroll Budget Summary Development Studies English

Proposed Budget 2012-2013
--

Fund	Org	Account	Prg	Description	Status	YTD for Period	Adopted Budget	
100001	201503	711003	1101	Operating Supplies	A	0.00	0.00	1,000.00
						0.00	0.00	\$ 1,000

**Texarkana College
Budget Worksheet
2012-2013**

Non- Payroll Budget Summary English

Fund	Org	Account	Prg	Description	Status	YTD for Period	Adopted Budget	Proposed Budget 2012-2013
100001	201504	711003	1101	Operating Supplies	A	110.54	110.54	
						110.54	110.54	\$ 1,000

Position	Employees
Instructor - English	Melisa Jones
Instructor, Prg Coord, Prof Devel, Honors College, Leadership Acad.	Mary E. Young
Instructor - English	Kelli Jarman

**Texarkana College
Budget Worksheet
2012-2013**

Non- Payroll Budget Summary Speech/Drama

Fund	Org	Account	Prg	Description	Status	YTD for Period	Adopted Budget	Proposed Budget 2012-2013
100001	201505	711003	1101	Operating Supplies	A	1,019.26	1,019.26	\$ 1,500.00
100001	201505	712023	1101	Drama Production Supplies	A	1,251.53	1,251.53	\$ 1,500.00
100001	201505	731324	1101	Royalties - Drama Production	A	1,900.96	2,400.00	\$ 2,400.00
						4,171.75	4,670.79	\$ 5,400

Position

Employees

Instructor - Speech & Drama
Instructor - Drama
Instructor - Speech & Drama

Cynthia Ramage
Charles Cooper
Patricia Meyer

**Texarkana College
Budget Worksheet
2012-2013**

Non- Payroll Budget Summary Languages

Proposed Budget 2012-2013
--

Fund	Org	Account	Prg	Description	Status	YTD for Period	Adopted Budget	
100001	201506	711003	1101	Operating Supplies	A	0.00	0.00	\$ 500.00
							0.00	0.00 \$ 500

<u>Position</u>	<u>Employees</u>
Instructor - Foreign Languages	Albert Riusech

**Texarkana College
Budget Worksheet
2012-2013**

Non- Payroll Budget Summary Journalism

Fund	Org	Account	Prg	Description	Status	YTD for Period	Adopted Budget	Proposed Budget 2012-2013
100001	201507	712002	1101	Operating Supplies	A	0.00	0.00	100.00
100001	201507	731330	1101	Professional Memberships	A	155.00	155.00	300.00
100001	201507	731333	1101	Contractual Srvc - Subscriptions	A	141.00	141.00	150.00
100001	201507	731641	1101	Printing - TC News	A	3,296.00	4,296.00	4,500.00
						3,592.00	4,592.00	\$ 5,050

Position	Employees
Instructor - Journalism/English	Pamela Hesser
Instructor - Journalism/English	Laronda Bailey

**Texarkana College
Budget Worksheet
2012-2013**

Non- Payroll Budget Summary

Distance Education

Fund	Org	Account	Prg	Description	Status	YTD for Period	Adopted Budget	Proposed Budget 2012-2013
100001	201600	711003	4101	Operating Supplies	A	5,026.39	5,026.39	4,000.00
100001	201600	721100	4101	Travel		0.00	0.00	2,490.00
100001	201600	711002	4101	Computer Supplies		0.00	0.00	3,499.00
100001	201600	731343	4101	Contractual Service		0.00	0.00	3,000.00
100001	201600	711004	4101	Audio Visual Supplies		0.00	0.00	1,200.00
						\$ 5,026	\$ 5,026	\$ 14,189

Position _____ Employees _____
 Coordinator - Media Services Harold Hatchett

**Texarkana College
Budget Worksheet
2012-2013**

Non- Payroll Budget Summary Library

								Proposed Budget 2012-2013
Fund	Org	Account	Prg	Description	Status	YTD for Period	Adopted Budget	
100001	201601	711006	4101	Books - New	A	45,389.95	51,656.38	75,000.00
100001	201601	711010	4101	Library Periodicals	A	42,546.17	42,546.17	44,574.00
100001	201601	711011	4101	Library Databases	A	33,221.20	39,315.70	43,747.20
100001	201601	712002	4101	Operating Supplies	A	5,862.88	6,928.10	10,508.00
100001	201601	721100	4101	Travel	A	453.69	453.69	1,449.80
100001	201601	731303	4101	Contractual Srvc - Eq Repairs/Maint	A	0.00	0.00	450.00
100001	201601	731305	4101	Contractual Srvc - Printing	A	35.00	35.00	165.00
100001	201601	731322	4101	Contractual Srvc- Library Bind Srvc	A	118.45	118.45	2,000.00
100001	201601	731330	4101	Professional Memberships	A	135.00	135.00	805.00
100001	201601	731331	4101	Contractual Srvc - Microforms	A	473.40	473.40	2,800.00
100001	201601	731334	4101	Contract Srvc-Library Books Leased	A	2,444.40	2,444.40	2,566.00
100001	201601	731410	4101	Lease - Copier	A	1,824.74	2,382.66	1,295.04
100001	201601	791014	4101	Misc Exp-Library Usage Fees Recipro	A	64,166.63	70,000.00	70,000.00

\$ 196,672 \$ 216,489 \$ 255,360

Position

Employees

Director of Library Services
Staff Library
Staff Library
Clerical Library
Staff Library
Staff Library
PT Clerk Library

Tonja Mackey
Connie Brian
Mary Young
Vivian Osborne
Holly Cook
Melba Surman
Michael Whisenant

**Texarkana College
Budget Worksheet
2012-2013**

Non- Payroll Budget Summary Testing Center

Fund	Org	Account	Prg	Description	Status	YTD for Period	Adopted Budget	Proposed Budget 2012-2013
100001	201602	712002	4101	Operating Supplies	A	886.59	886.59	1,000.00
100001	201602	731230	4101	Contractual Srvc - Membership Dues	A	175.00	175.00	375.00
100001	201602	731319	4101	Contractual Services - Shredding	A	36.00	136.00	144.00
100001	201602	731340	4101	Contractual Srv HESI Testing	A	1,152.00	960.00	9,600.00
100001	201602	731410	4101	Contractual Services - Copier	A	0.00	0.00	500.00
100001	201602	731810	4101	Postage	A	419.88	619.88	789.00
100001	201602	791017	4101	Misc Exp - TESTING	A	17,411.61	21,627.61	9,702.00
100001	201602	791020	4101	Misc Exp-Accuplacer Testing	A	2,975.00	4,350.00	7,332.00

\$ 23,056 \$ 28,755 \$ 29,442

<u>Position</u>	<u>Employees</u>
Admin Assist - Testing Center	Diana Martin
PT Testing Center Clerical "Proctor"	Crimson Daniels
PT Testing Center Clerical "Proctor"	Almetta Wilson
PT Testing Center Clerical "Proctor"	Beverly McDowell
Coordinator of Testing Center	Lisa Splawn
Student Non WS Testing Center "Proctor"	Trevor Smith

**Texarkana College
Budget Worksheet
2012-2013**

Non- Payroll Budget Summary Div Chair - Workforce Education

Fund	Org	Account	Prg	Description	Status	YTD for Period	Adopted Budget	Proposed Budget 2012-2013
100001	202100	712002	1201	Operating Supplies	A	1,766.97	1,766.97	2,000.00
100001	202100	731410	1201	Lease - Copier	A	317.56	517.56	1,000.00
						\$ 2,084.53	\$ 2,284.53	\$ 3,000.00

<u>Position</u>	<u>Employees</u>
Dir of Workforce & FCI Coord	William Moss

Texarkana College
 Budget Worksheet
 2012-2013

Non- Payroll Budget Summary

Automotive Technology

Proposed Budget 2012-2013
--

Fund	Org	Account	Prg	Description	Status	YTD for Period	Adopted Budget	2012-2013
100001	202101	711003	1201	Operating Supplies	A	15,271.78	15,271.78	18,000.00
100001	202101	711005	1201	Lease Items	A	55.00	55.00	100.00
100001	202101	712014	1201	Customer Accts - Auto Mech	A	34,264.98	39,461.28	30,000.00
100001	202101	713006	1201	Janitorial Supplies	A	148.03	148.03	250.00
100001	202101	731341	1201	Contractual Srv Training	A	0.00	0.00	125.00
100001	202101	731640	1201	Printing - Letterhead/Business Card	A	35.00	35.00	100.00
100001	202101	731343	1201	Contractual Service-Instructional	A	0.00	0.00	1,687.00
						\$ 49,774.79	\$ 54,971.09	\$ 50,262.00

Position	Employees
Instructor Workforce - Auto Mechanics	Richard Lewis
Adjunct - Auto Mechanics	Kevin Veal
Adjunct - Auto Mechanics Tech	James Fisher

**Texarkana College
Budget Worksheet
2012-2013**

Non- Payroll Budget Summary Welding

								Proposed Budget 2012-2013
Fund	Org	Account	Prg	Description	Status	YTD for Period	Adopted Budget	
100001	202102	711001	1201	Lab Supplies	A	3,409.71	3,409.71	4,000.00
100001	202102	711003	1201	Operating Supplies	A	23,909.16	23,909.16	25,000.00
100001	202102	711005	1201	Lease Items	A	0.00	0.00	120.00
100001	202102	713006	1201	Janitorial Supplies	A	0.00	0.00	150.00
100001	202102	731341	1201	Contractual Srv Training	A	0.00	0.00	125.00
100001	202102	731440	1201	Lease - Equipment	A	0.00	0.00	0.00
100001	202102	731810	1201	Postage	A	159.77	209.77	250.00
						\$ 27,478.64	\$ 27,528.64	\$ 29,645.00

Position

Employees

Instructor Workforce - Welding

Michael Smith

Instructor - Welding "TexAmerica RRAD"

Phillip Scarborough

Adjunct - Welding

Jill Yates

**Texarkana College
Budget Worksheet
2012-2013**

Non- Payroll Budget Summary A/C & Refrigeration

Fund	Org	Account	Prg	Description	Status	YTD for Period	Adopted Budget	Proposed Budget 2012-2013
100001	202103	711003	1201	Operating Supplies	A	14,984.14	17,916.16	18,000.00
100001	202103	711005	1201	Lease Items	A	330.00	330.00	400.00
100001	202103	711006	1201	Books - New	A	633.72	633.72	600.00
100001	202103	731230	1201	Contractual Srvc - Membership Dues	A	250.00	250.00	250.00
100001	202103	731341	1201	Contractual Srv Training	A	0.00	0.00	125.00
						\$ 16,197.86	\$ 19,129.88	\$ 19,375.00

<u>Position</u>	<u>Employees</u>
Instructor Workforce - HVAC	Darren Washington

**Texarkana College
Budget Worksheet
2012-2013**

Non- Payroll Budget Summary Auto Body

Fund	Org	Account	Prg	Description	Status	YTD for Period	Adopted Budget	Proposed Budget 2012-2013
100001	202104	711003	1201	Operating Supplies	A	4,339.68	8,479.85	4,500.00
100001	202104	711005	1201	Lease Items	A	550.00	550.00	550.00
100001	202104	712008	1201	Customer Accts - Auto Body	A	19,399.33	23,399.33	20,000.00
100001	202104	721240	1201	Non-Conf - Mileage/Tolls/Fuel	A	293.00	293.00	100.00
100001	202104	731316	1201	Contractual Srvc- Permit/Inspection	A	533.00	533.00	250.00
						<u>25,115.01</u>	<u>33,255.18</u>	<u>\$ 25,400.00</u>

<u>Position</u>	<u>Employees</u>
Instructor Workforce - Auto Body	Tony Bennett
PT Lab Assistant Auto Body	Roloando Boone

**Texarkana College
Budget Worksheet
2012-2013**

Non-Payroll Budget Summary Cosmetology

								Proposed Budget 2012-2013
Fund	Org	Account	Prg	Description	Status	YTD for Period	Adopted Budget	
100001	202105	711001	1201	Lab Supplies	A	58.81	58.81	500.00
100001	202105	711003	1201	Operating Supplies	A	1,796.22	1,937.94	2,500.00
100001	202105	712002	1201	Operating Supplies	A	1,499.16	1,499.16	2,500.00
100001	202105	712011	1201	Customer Accts - Cosmetology	A	22,582.34	22,878.05	25,000.00
100001	202105	731316	1201	Contractual Srvc- Permit/Inspection	A	600.00	600.00	5,200.00
100001	202105	731333	1201	Contractual Srvc - Subscriptions	A	26.00	26.00	30.00
100001	202105	731343	1201	Contractual Services	A	9,034.50	9,034.50	15,523.00
100001	202105	731410	1201	Lease - Copier	A	2,121.42	3,179.34	2,500.00
100001	202105	731640	1201	Printing - Letterhead/Business Card	A	105.00	105.00	200.00
100001	202105	731811	1201	Fees - Postage or Mailing	A	-175.46	0.00	200.00
100001	202105	791000	1201	Miscellaneous Expenses	A	144.00	144.00	300.00
100001	202105	791001	1201	Miscellaneous Expenses - Cash Short	A	-427.00	0.00	50.00
\$ 37,364.99							\$ 39,462.80	\$ 54,503.00

Position	Employees
Cosmetology Receptionist/Lab Assist	Gena Edgar
PT Lab Assistant Cosmetology	Brandon Dixon
Instructor Workforce - Cosmetology	Carol Collier
Instructor Workforce - Cosmetology	Teresa Benton

**Texarkana College
Budget Worksheet
2012-2013**

Non- Payroll Budget Summary Construction Technology

Fund	Org	Account	Prg	Description	Status	YTD for Period	Adopted Budget	Proposed Budget 2012-2013
100001	202106	711003	1201	Operating Supplies	A	3,998.15	3,998.15	23,000.00
100001	202106	713011	1201	Maintenance and Repair	A	20,400.57	23,480.09	2,000.00
100001	202106	731410	1201	Lease - Copier	A	675.36	1,233.28	960.00
						\$ 25,074.08	\$ 28,711.52	\$ 25,960.00

<u>Position</u>	<u>Employees</u>
Instructor Workforce- Construction Tech	Casey Boyette

**Texarkana College
Budget Worksheet
2012-2013**

Non- Payroll Budget Summary Child Development

Fund	Org	Account	Prg	Description	Status	YTD for Period	Adopted Budget	Proposed Budget 2012-2013
100001	202107	711003	1101	Operating Supplies	A	11.20	11.20	200.00
100001	202107	712017	1101	Food Purchases - Non Instrcutional	A	190.50	285.75	200.00
						\$ 202	\$ 297	\$ 400

<u>Position</u>	<u>Employees</u>
Instructor- Child Development	Dana Strickland

**Texarkana College
Budget Worksheet
2012-2013**

Non- Payroll Budget Summary Diesel Technology

Fund	Org	Account	Prg	Description	Status	YTD for Period	Adopted Budget	Proposed Budget 2012-2013
100001	202108	711001	1201	Lab Supplies	A	0.00	0.00	500.00
100001	202108	711003	1201	Operating Supplies	A	859.69	859.69	2,000.00
						\$ 859.69	\$ 859.69	\$ 2,500.00

<u>Position</u>	<u>Employees</u>
Instructor - Diesel Tech	David Lipscomb

**Texarkana College
Budget Worksheet
2012-2013**

Non- Payroll Budget Summary FCI

Proposed Budget 2012-2013
--

Fund	Org	Account	Prg	Description	Status	YTD for Period	Adopted Budget

\$	-	\$	-	\$	-
----	---	----	---	----	---

Position	Employees
Instructor - Culinary Arts	Sheila Lynn
FCI Instructor Welding	Michael Smith
Adjunct - FCI Drafting	David Delaughter
Adjunct - FCI Upholstery	Joesph Horvath
Adjunct - FCI Computer Literacy	Claud Sherrod
FCI PT Instructor	Carl Dickman
Adjunct - FCI HVAC	Donald Hutchison
Adjunct - FCI Computer Fund (Lit)	Donna Wallace
PT FCI Instructor Sub	Tony Barnes
Adjunct - FCI Computer Fund (Lit)	Thomas Carr
Adjunct - HVAC	Cynthia Bradford
Adjunct - FCI Computer Fund (Lit)	Melinda McAfee
PT FCI Instructor Sub	John Ethridge
Adjunct - FCI Drafting	William Cox

**Texarkana College
Budget Worksheet
2012-2013**

Non- Payroll Budget Summary Office Careers

Proposed Budget 2012-2013
--

Fund	Org	Account	Prg	Description	Status	YTD for Period	Adopted Budget		
100001	202111	712002	1101	Operating Supplies	A	557.64	592.64	\$ 1,000.00	
							\$ 557.64	\$ 592.64	\$ 1,000.00

Position	Employees
Instructor Office Careers	Dianne Henline

**Texarkana College
Budget Worksheet
2012-2013**

Non- Payroll Budget Summary Electronics

Fund	Org	Account	Prg	Description	Status	YTD for Period	Adopted Budget	Proposed Budget 2012-2013
100001	202112	711003	1201	Operating Supplies	A	57.03	57.03	500.00
						\$ 57	\$ 57	\$ 500

<u>Position</u>	<u>Employees</u>
Instructor- Workforce Electronics	Alwin Cox
PT Lab Assistant Electronics	Paul Gildon

**Texarkana College
Budget Worksheet
2012-2013**

Non- Payroll Budget Summary Industrial Electricity

Fund	Org	Account	Prg	Description	Status	YTD for Period	Adopted Budget	Proposed Budget 2012-2013
100001	202113	711003	1201	Operating Supplies	A	781.45	954.79	500.00
100001	202113	711005	1201	Lease Items	A	120.00	120.00	150.00
100001	202113	711006	1201	Books - New	A	0.00	0.00	200.00
100001	202113	711001	1201	Lab Supplies	A	3,559.90	3,559.90	4,000.00
						\$ 4,461	\$ 4,635	\$ 4,850

**Texarkana College
Budget Worksheet
2012-2013**

Non- Payroll Budget Summary Culinary Arts

								Proposed Budget 2012-2013
Fund	Org	Account	Prg	Description	Status	YTD for Period	Adopted Budget	
100001	202114	711001	1201	Lab Supplies	A	380.70	380.70	500.00
100001	202114	711003	1201	Operating Supplies	A	206.66	206.66	500.00
100001	202114	711009	1201	Food Purchases	A	17,712.32	22,712.32	22,500.00
100001	202114	713006	1201	Janitorial Supplies	A	706.01	706.01	800.00
100001	202114	713011	1201	Maintenance and Repair	A	0.00	0.00	500.00
100001	202114	731303	1201	Contractual Srvc - Eq Repairs/Maint	A	1,295.00	1,295.00	1,600.00
100001	202114	731410	1201	Lease - Copier	A	512.04	1,083.68	695.00
100001	202114	731810	1201	Postage	A	42.34	92.34	60.00
100001	202114	791000	1201	Miscellaneous Expenses	A	-40.87	19.50	0.00
						\$ 20,814.20	\$ 26,496.21	\$ 27,155.00

**Texarkana College
Budget Worksheet
2012-2013**

Non- Payroll Budget Summary

Div Chair - Health Occupations

Fund	Org	Account	Prg	Description	Status	YTD for Period	Adopted Budget	Proposed Budget 2012-2013
100001	202200	711003	1201	Operating Supplies	A	120.99	120.99	300.00
100001	202200	721100	1201	Travel	A	2,336.00	2,336.00	6,406.00
100001	202200	731100	1201	Contractual Srvc - Instructional	A	4,585.00	4,585.00	2,500.00
100001	202200	731230	1201	Contractual Srvc - Membership Dues	A	6,650.00	6,650.00	4,575.00
100001	202200	731340	1201	Contractual Srv HESI Testing	A	4,510.00	6,566.00	9,810.00
100001	202200	731410	1201	Lease - Copier	A	3,236.69	4,236.69	3,500.00
100001	202200	791015	1201	Misc Exp-ATI Nurse Testing	A	4,045.00	4,045.00	10,000.00
100001	202200	731330	1201	Professional Memberships	A	0.00	0.00	600.00
						\$ 25,484	\$ 28,540	\$ 37,691

Position

Employees

Clerical
Staff Health Occupations Secretary
Division Chair Nursing

Karen Holt
Linda Arnold
Carol Hodgson

**Texarkana College
Budget Worksheet
2012-2013**

Non- Payroll Budget Summary Associate Degree Nursing

**Proposed
Budget
2012-2013**

Fund	Org	Account	Prg	Description	Status	YTD for Period	Adopted Budget	Proposed Budget 2012-2013
100001	202201	711003	1201	Operating Supplies	A	5,000.31	5,000.31	2,405.00
100001	202201	711004	1201	Audio Visual Supplies	A	562.92	562.92	1,000.00
100001	202201	712001	1201	Computer and Software Supplies	A	1,179.04	1,179.04	12,800.00
100001	202201	712017	1201	Food Purchases - Non Instructional	A	150.00	150.00	450.00
100001	202201	721100	1201	Travel	A	962.00	962.00	9,880.00
100001	202201	731319	1201	Contractual Services - Shredding	A	584.00	828.00	800.00
100001	202201	731550	1201	Insurance - Liability	A	9,415.00	10,415.00	5,875.00
100001	202201	731810	1201	Postage	A	132.50	327.96	150.00
100001	202201	791000	1201	Miscellaneous Expenses	A	0.00	0.00	3,000.00

\$ 17,986 \$ 19,425 \$ 36,360

Position

Employees

Instructor- Associate Degree Nursing	Eugenia Sawyer
Instructor- Associate Degree Nursing	Kathryn Norment
Instructor- Associate Degree Nursing/ Assistant Div Chair H.O.	Patricia Morgan
Instructor- Associate Degree Nursing	Kathy Anglin
Instructor- Associate Degree Nursing	Shirley Lishman
Instructor- Associate Degree Nursing	Kristen Floyd
Instructor- Associate Degree Nursing	Joanne McBroome
Instructor- Associate Degree Nursing	Kimberly Penny
Instructor- Associate Degree Nursing	Cathie Murphy
Instructor- Associate Degree Nursing	Letha Colquitt
Dir of Nursing Programs	Cynthia Montgomery
Instructor- Associate Degree Nursing	Sheila Moore
Instructor- Associate Degree Nursing	Heather McKnight
Instructor- Associate Degree Nursing	Kathy Anglin
Instructor - AND" Nursing Shortage Reg Grant	Sherry Roberson

**Texarkana College
Budget Worksheet
2012-2013**

Non- Payroll Budget Summary

Licensed Vocational Nursing

**Proposed
Budget
2012-2013**

Fund	Org	Account	Prg	Description	Status	YTD for Period	Adopted Budget	Proposed Budget 2012-2013
100001	202202	711003	1201	Operating Supplies	A	3,663.92	3,663.92	1,452.50
100001	202202	791000	1201	Miscellaneous Expenses	A	302.50	302.50	2,736.00
100001	202202	731100	1201	Contractual Service-Instruc	A	0.00	0.00	1,000.00
100001	202202	731343	1201	Contractual Service	A	0.00	150.00	700.00
100001	202202	731550	1201	Insurance-Liability	A	0.00	0.00	600.00

\$ 3,966 \$ 4,116 \$ 6,489

Position

Employees

Instructor - LVN
Instructor - LVN
Instructor - LVN
Instructor - LVN
Fac PT Voc Nursing
Instructor - LVN
PT Clerical Hrlt Voc Nursing

Lisa Quinnelly
Robyn Cornelius
Kimberly Randles
Karen Tyl
Patricia Smith
Lesli Banister
Burren Mims

**Texarkana College
Budget Worksheet
2012-2013**

Non- Payroll Budget Summary EMT

Fund	Org	Account	Prg	Description	Status	YTD for Period	Adopted Budget	Proposed Budget 2012-2013	
100001	202203	711003	1201	Operating Supplies	A	449.76	449.76	\$ 1,152.50	
100001	202203	711004	1201	Audio Visual Supplies	A	971.22	971.22	\$ -	
100001	202203	721100	1201	Travel	A	0.00	0.00	\$ 3,210.00	
100001	202203	731230	1201	Contractual Svc - Membership Dues	A	500.00	500.00	\$ 500.00	
100001	202203	731410	1201	Lease - Copier	A	681.57	795.08	\$ 1,000.00	
100001	202203	731100	1201	Contractual Svc- Instructional	A	0.00	0.00	\$ 1,000.00	
100001	202203	731550	1201	Insurance- Liability	A	0.00	0.00	\$ 3,850.00	
100001	202203	791000	1201	Misc- Expense	A	0.00	0.00	\$ 2,570.00	
							<u>\$ 2,603</u>	<u>\$ 2,716</u>	<u>\$ 13,283</u>

Position

Employees

Instructor - EMT Paramedic
Instructor - EMT Paramedic

Jerry Hutchison
James Smith

**Texarkana College
Budget Worksheet
2012-2013**

Non- Payroll Budget Summary Cont Education & Business Development

Proposed Budget 2012-2013
--

Fund	Org	Account	Prg	Description	Status	YTD for Period	Adopted Budget		
100001	202300	721100	1301	Travel	A	389.05	389.05	\$ 500.00	
100001	202300	731323	1301	Piano Tuning	A	375.00	375.00	\$ 500.00	
							\$ 764	\$ 764	\$ 1,000

**Texarkana College
Budget Worksheet
2012-2013**

Non- Payroll Budget Summary Workforce Development

Fund	Org	Account	Prg	Description	Status	YTD for Period	Adopted Budget	Proposed Budget 2012-2013
100001	202301	712002	1301	Operating Supplies	A	1,425.76	1,425.76	1,800.00
100001	202301	731330	1301	Professional Memberships	A	190.00	190.00	200.00
100001	202301	731410	1301	Lease - Copier	A	71.75	171.75	1,000.00
100001	202301	731810	1301	Postage	A	18.18	68.18	200.00
						<u>\$ 1,706</u>	<u>\$ 1,856</u>	<u>\$ 3,200</u>

<u>Position</u>	<u>Employees</u>
Coord of Workforce & Business Development	Kristin King
Assist Dir of Workforce Development	Kristi Hart

Texarkana College
Budget Worksheet
2012-2013

Non- Payroll Budget Summary

Allied Health

Fund	Org	Account	Prg	Description	Status	YTD for Period	Adopted Budget	Proposed Budget 2012-2013
100001	202302	711003	1301	Operating Supplies	A	4,203.40	4,203.40	4,040.26
100001	202302	711006	1301	Books - New	A	43,063.16	50,955.08	45,000.00
100001	202302	711009	1301	Food Purchases	A	0.00	0.00	0.00
100001	202302	712002	1301	Operating Supplies	A	5,808.90	5,808.90	8,000.00
100001	202302	712017	1301	Food Purchases - Non Instructional	A	24,980.30	24,980.30	22,000.00
100001	202302	721100	1301	Non-Conf - Lodging	A	90.95	290.95	200.00
100001	202302	721220	1301	Non-Conf - Meals	A	0.00	0.00	0.00
100001	202302	721240	1301	Non-Conf - Mileage/Tolls/Fuel	A	53.32	53.32	0.00
100001	202302	731305	1301	Contractual Srvc - Printing	A	2,946.25	2,946.25	3,500.00
100001	202302	731315	1301	Contractual Srvc - OS Perf/Speakers	A	15,246.95	17,821.95	18,000.00
100001	202302	731316	1301	Contractual Srvc- Permit/Inspection	A	0.00	0.00	
100001	202302	731330	1301	Professional Memberships	A	450.00	450.00	500.00
100001	202302	731338	1301	Contractual Srvc - Background check	A	0.00	0.00	300.00
100001	202302	731343	1301	Contractual Services	A	591.80	591.80	1,000.00
100001	202302	731344	1301	Contractual Serv - CE Approvall Fee	A	2,245.00	2,245.00	2,500.00
100001	202302	731810	1301	Postage	A	1,092.51	1,610.93	2,500.00
100001	202302	731811	1301	Fees - Postage or Mailing	A	0.00	0.00	500.00
100001	202302	791006	1301	Misc Expenses - College Events	A	0.00	0.00	0.00
100001	202302	791017	1301	Misc Exp - TESTING	A	93.00	93.00	0.00
						<u>\$ 100,866</u>	<u>\$ 112,051</u>	<u>\$ 108,040</u>

Position

Allied Health Coordinator
Continuing Ed - Instructor PT - Allied Health

Employees

Joanne Rose
Kathy Jordan

Texarkana College
 Budget Worksheet
 2012-2013

Non- Payroll Budget Summary

Cont Ed & Community Services

**Proposed
 Budget
 2012-2013**

Fund	Org	Account	Prg	Description	Status	YTD for Period	Adopted Budget	Proposed Budget 2012-2013
100001	202303	711001	1301	Lab Supplies	A	578.55	578.55	2,120.00
100001	202303	711002	1301	Computer and Software Supplies	A	663.73	663.73	800.00
100001	202303	711006	1301	Books - New	A	-247.55	0.00	7,010.00
100001	202303	712002	1301	Operating Supplies	A	11,641.03	11,916.03	5,000.00
100001	202303	721100	1301	Travel	A	5,308.90	5,808.90	7,566.00
100001	202303	731100	1301	Contractual Srvc - Instructional	A	44,374.17	48,388.17	49,000.00
100001	202303	731305	1301	Contractual Srvc - Printing	A	5,934.75	10,434.75	10,000.00
100001	202303	731318	1301	Contractual Services - Pest Control	A	1,454.01	1,454.01	1,800.00
100001	202303	731319	1301	Contractual Services - Shredding	A	144.00	244.00	450.00
100001	202303	731410	1301	Lease - Copier	A	8,599.80	10,599.80	1,200.00
100001	202303	731720	1301	Advertising - Media Print	A	303.60	1,242.27	5,140.00
100001	202303	731810	1301	Postage	A	2,345.36	2,845.36	4,600.00
100001	202303	781100	1301	Admin Building - Furniture	A	0.00	0.00	300.00
100001	202303	791000	1301	Miscellaneous Expenses	A	121.98	121.98	200.00

\$ 81,222 \$ 94,298 \$ 95,186

Position

Employees

Admin Assist Cont. Ed
 Admin Assist Cont. Ed

Teresia Henderson
 Vickie McCorkle

**Texarkana College
Budget Worksheet
2012-2013**

Non- Payroll Budget Summary Dual Credit

								Proposed Budget 2012-2013
Fund	Org	Account	Prg	Description	Status	YTD for Period	Adopted Budget	
100001	202305	721100	1301	Travel		312.82	678.37	1,000.00
100001	202305	731338	1301	Contractual Srvc - Background Check		0.00	0.00	1,500.00
100001	202305	731100	1301	Contractual Srvc - Instructional		156,702.00	156,702.00	162,000.00
100001	202305	712002	1301	Operating Supplies		0.00	0.00	500.00
						\$ 157,015	\$ 157,015	\$ 165,000

**Texarkana College
Budget Worksheet
2012-2013**

Non- Payroll Budget Summary Dean of Students

Fund	Org	Account	Prg	Description	Status	YTD for Period	Adopted Budget	Proposed Budget 2012-2013	
100001	203000	712002	5101	Operating Supplies	A	795.24	1,295.24	\$ 5,000.00	
100001	203000	712017	5101	Food Purchases - Non Instructional	A	1,261.06	1,261.06	\$ -	
100001	203000	721110	5101	Conference - Registration	A	475.00	475.00	\$ -	
100001	203000	721220	5101	Non-Conf - Meals	A	185.07	185.07	\$ -	
100001	203000	721240	5101	Non-Conf - Mileage/Tolls/Fuel	A	233.50	233.50	\$ -	
100001	203000	731305	5101	Contractual Srvc - Printing	A	46.60	46.60	\$ -	
100001	203000	731410	5101	Lease - Copier	A	773.20	1,273.20	\$ -	
100001	203000	731810	5101	Postage	A	36.05	86.05	\$ -	
100001	203000	751100	5101	S/A - Tuition and Fees	A	0.00	0.00	\$ -	
100001	203000	751100	8300	S/A - Tuition and Fees	A	0.00	0.00	\$ -	
100001	203000	751101	5101	S/A - Books and Supplies	A	0.00	0.00	\$ -	
100001	203000	751101	8300	S/A - Books and Supplies	A	15,400.00	15,400.00	\$ -	
100001	203000	791000	5101	Miscellaneous Expenses	A	77.86	77.86	\$ -	
							\$ 18,221	\$ 24,911	\$ 5,000

Position

Employees

Interim Dean of Students

Robert Jones

**Texarkana College
Budget Worksheet
2012-2013**

Non- Payroll Budget Summary Student Recruitment

Fund	Org	Account	Prg	Description	Status	YTD for Period	Adopted Budget	Proposed Budget 2012-2013	
100001	203001	712002	5101	Operating Supplies	A	2,029.33	2,029.33	\$ 2,000.00	
100001	203001	712017	5101	Food Purchases - Non Instructional	A	119.44	119.44	\$ 200.00	
100001	203001	731343	5101	Contractual Services	A	0.00	0.00	\$ -	
100001	203001	731640	5101	Printing - Letterhead/Business Card	A	201.50	201.50	\$ 200.00	
100001	203001	731790	5101	Advertising - Misc	A	168.39	168.39	\$ 200.00	
100001	203001	721100	5101	Travel		416.99	416.99	\$ 500.00	
							\$ 2,936	\$ 2,936	\$ 3,100

Position

Employees

Student Recruiter
Student Recruiter

Rebecca Miles
Open

**Texarkana College
Budget Worksheet
2012-2013**

Non- Payroll Budget Summary Financial Aid

								Proposed Budget 2012-2013	
Fund	Org	Account	Prg	Description	Status	YTD for Period	Adopted Budget		
100001	203002	712002	5101	Operating Supplies	A	6,928.14	6,928.14	7,000.00	
100001	203002	721100	5101	Travel	A	2,501.83	3,601.83	3,000.00	
100001	203002	731319	5101	Contractual Services - Shredding	A	72.00	172.00	300.00	
100001	203002	731330	5101	Professional Memberships	A	515.00	515.00	1,916.00	
100001	203002	731410	5101	Lease - Copier	A	1,255.79	1,755.79	1,500.00	
100001	203002	731810	5101	Postage	A	33.52	133.52	100.00	
100001	203002	751100	5101	S/A - Tuition and Fees	A	60,335.00	60,335.00	96,500.00	
100001	203002	751200	5101	Exempt - Blind	A	110,693.00	115,000.00	100,000.00	
							\$ 182,334	\$ 188,441	\$ 210,316

Position	Employees
Director of Financial Aid	Martin Hernandez
VA Specialist	Jesse Hausler
Assist Dir of Financial Aid	Russell Randall (Scott)
Assist Dir of Financial Aid	Kimberly Wharton
Financial Aid Specialist	Jayla Mayes
Student Services Specialist	Sharron Jones

**Texarkana College
Budget Worksheet
2012-2013**

Non- Payroll Budget Summary Pinkerton Center

Fund	Org	Account	Prg	Description	Status	YTD for Period	Adopted Budget	Proposed Budget 2012-2013	
100001	203003	712002	5101	Operating Supplies	A	16,054.91	16,054.91	\$ 16,000.00	
100001	203003	712004	5101	Lease Items	A	0.00	0.00	\$ -	
100001	203003	713011	5101	Maintenance and Repair	A	720.89	720.89	\$ 800.00	
100001	203003	731329	5101	Staff Development	A	285.00	285.00	\$ 300.00	
100001	203003	731410	5101	Lease - Copier	A	420.81	1,478.73	\$ 700.00	
							\$ 17,482	\$ 18,540	\$ 17,800

<u>Position</u>	<u>Employees</u>
PT Health and Rec Center	Indriati Brower
PT Health and Rec Center	Maeghan Dickson
PT Health and Rec Center	Mark Tozzano
PT Health and Rec Center	Rebecca Schneider
PT Health and Rec Center	Meiko Whitaker
PT Health and Rec Center	Jonathan Paxton
PT Health and Rec Center	Autumn Jennings
PT Health and Rec Center	Austin Sewell
PT Health and Rec Center	Herman Barnett
Supervisor Pool	Barry McCloskey
PT Health and Rec Center	Clyde Rauch
PT Health and Rec Center	Sandra Johnson
Admin Assist Health Center	Debby Steifer

**Texarkana College
Budget Worksheet
2012-2013**

Non- Payroll Budget Summary Admissions

Proposed Budget 2012-2013
--

Fund	Org	Account	Prg	Description	Status	YTD for Period	Adopted Budget	
100001	203004	712002	5101	Operating Supplies	A	5,561.87	5,730.35	\$ 6,000.00
100001	203004	712017	5101	Food Purchases - Non Instructional	A	20.86	20.86	\$ 150.00
100001	203004	721100	5101	Travel	A	973.75	973.75	\$ 1,000.00
100001	203004	731260	5101	Contractual Services - IT	A	13,828.21	13,828.21	\$ 14,000.00
100001	203004	731305	5101	Contractual Svc - Printing	A	64.93	64.93	\$ 2,570.00
100001	203004	731317	5101	Contractual Svc - Cbl Drp tel,cptr	A	165.00	165.00	\$ 200.00
100001	203004	731319	5101	Contractual Services - Shredding	A	674.00	527.00	\$ 800.00
100001	203004	731410	5101	Lease - Copier	A	2,994.25	3,494.25	\$ 3,000.00
100001	203004	731640	5101	Printing - Letterhead/Business Card	A	35.00	70.00	\$ 100.00
100001	203004	791000	5101	Miscellaneous Expenses	A	0.00	0.00	\$ -

\$ 24,318	\$ 24,874	\$ 27,820
-----------	-----------	-----------

Position

Director of Admissions
Registrar
Asst. Registrar
Transcript Evaluator
Admissions Clerk
Staff Admissions
Admissions Clerk
PT Clerical Admissions

Employees

Lee Williams
Kristi Cobb
Open
Delores Orta
Open
Teresa Parker
Teresa Lollar
Brandi Chavez

Texarkana College
 Budget Worksheet
 2012-2013

Non- Payroll Budget Summary Advisement & Retention

								Proposed Budget 2012-2013
Fund	Org	Account	Prg	Description	Status	YTD for Period	Adopted Budget	
100001	203006	712002	5101	Operating Supplies	A	1,872.53	2,877.53	\$ 3,000.00
100001	203006	721100	5101	Travel	A	142.56	142.56	\$ 200.00
100001	203006	731319	5101	Contractual Services - Shredding	A	424.00	626.00	\$ 500.00
100001	203006	731410	5101	Lease - Copier	A	1,057.71	1,557.71	\$ 1,500.00
100001	203006	731640	5101	Printing - Letterhead/Business Card	A	190.50	190.50	\$ 200.00
100001	203006	791000	5101	Miscellaneous Expenses	A	0.00	0.00	\$ -
						\$ 3,687	\$ 5,394	\$ 5,400

Position

Dir of Advisement & Retention
 Advising
 Student WS Counseling & Advisement

Employees

Larry Andrews
 Stacy Campbell
 Aspen Flowers

Texarkana College
Budget Worksheet
2012-2013

Non- Payroll Budget Summary Resident Life

				YTD for Period	Adopted Budget	Proposed Budget 2012-2013
340000	203008	712017	9600 Non Instructional Food Purchases	0.00	0.00	\$ 1,000.00
340000	203008	712002	9600 Operating Supplies	233.46	233.46	\$ 1,000.00
340000	203008	713011	9600 Maint and Repair	0.00	0.00	\$ 10,000.00
340000	203008	741115	9600 Miscellaneous- RA Scholarships, Etc	0.00	0.00	\$ 35,800.00
						\$ -
				\$ 233	\$ 233	\$ 47,800

Texarkana College
Budget Worksheet
2012-2013

Non- Payroll Budget Summary Student Activities

					YTD for Period	Adopted Budget	Proposed Budget 2012-2013
100001	203009	712002	5101	Operating Supplies	579.03	579.03	5,000.00
					\$ 579	\$ 579	\$ 5,000

**Texarkana College
Budget Worksheet
2012-2013**

Non- Payroll Budget Summary Dir of Enrollment Mgmt

				YTD for Period		Adopted Budget		Proposed Budget 2012-2013	
100001	203002	712002	5101	Operating Supplies		0.00	0.00	1,000.00	
				\$	-	\$	-	\$	1,000

<u>Positon</u>	<u>Employees</u>
Dir of Enrollment Management	Ronda Dozier
Interim Dir of Student Loan Prgm & Enrollment Mgmt Admin Assist	Denise Sullivan

**Texarkana College
Budget Worksheet
2012-13**

Texarkana College

Non- Payroll Budget Summary President's Office

						YTD for Period	Adopted Budget	Proposed Budget 2012-2013
100001	100000	712002	6101	Operating Supplies	A	7,561.99	7,606.63	8,000.00
100001	100000	712017	6101	Food Purchases - Non Instructional	A	20,071.23	25,286.67	20,000.00
100001	100000	721100	6101	Conference - Lodging	A	18,015.47	26,163.80	21,500.00
100001	100000	731210	6101	Contractual Services - Legal	A	54,561.55	55,361.55	65,000.00
100001	100000	731230	6101	Contractual Srvc - Membership Dues	A	15,422.72	15,922.72	16,000.00
100001	100000	731309	6101	Contractual Services - Advertising	A	1,740.11	1,740.11	2,000.00
100001	100000	731329	6101	Staff Development	A	3,520.80	4,020.80	4,000.00
100001	100000	731333	6101	Contractual Srvc - Subscriptions	A	3,879.00	4,379.00	1,000.00
100001	100000	731410	6101	Lease - Copier	A	3,118.60	3,687.60	4,000.00
100001	100000	731810	6101	Postage	A	352.00	452.00	500.00
100001	100000	791000	6101	Miscellaneous Expenses	A	1,717.27	1,717.27	4,000.00
100001	100000	791006	6101	Misc Expenses - College Events	A	2,242.33	2,742.33	3,000.00
						\$ 132,203	\$ 149,080	\$ 149,000

Position	Employee
President	James Henry Russell
Admin Assist-President	Mindy Preston

Texarkana College
Budget Worksheet
2012-2013

Non- Payroll Budget Summary Board of Trustees

Proposed Budget 2012-2013
--

Fund	Org	Account	Prg	Description	Status	YTD for Period	Adopted Budget	
100001	100001	721400	6130	Board Member Travel	A	3,971.54	15,000.00	10,000.00

\$	3,972	\$	15,000	\$	10,000
----	-------	----	--------	----	--------

**Texarkana College
Budget Worksheet
2012-2013**

Non- Payroll Budget Summary Business Operations

								Proposed Budget 2012-2013	
Fund	Org	Account	Prg	Description	Status	YTD for Period	Adopted Budget		
100001	300000	712002	6101	Operating Supplies	A	2,971.74	3,971.74	4,000.00	
100001	300000	721110	6101	Conference - Travel	A	15.00	15.00	1,500.00	
100001	300000	731200	6101	Contractual Srvc - Audit	A	124,400.00	124,400.00	110,000.00	
100001	300000	731230	6101	Contractual Srvc - Membership Dues	A	2,572.61	4,400.41	4,000.00	
							\$ 129,959	\$ 132,787	\$ 119,500

Position	Employees
Chief Financial Officer	Kimberly Jones

**Texarkana College
Budget Worksheet
2012-2013**

Non- Payroll Budget Summary Business Office

								Proposed Budget 2012-2013	
Fund	Org	Account	Prg	Description	Status	YTD for Period	Adopted Budget		
100001	300001	712002	6101	Operating Supplies	A	3,376.66	3,376.66	3,500.00	
100001	300000	731280	6101	Contractual Srvc - Tax Collection	A	29,727.50	34,727.50	35,000.00	
100001	300000	731301	6101	Contractual Srvc - Banking Services	A	3,145.77	5,145.77	4,000.00	
100001	300000	731302	6101	Contractual Services - Credit Card	A	28,790.59	33,790.59	30,000.00	
100001	300000	731810	6101	Postage	A	31,115.23	38,593.64	32,052.00	
100001	300000	761140	6101	Telephone	A	65,362.11	73,362.11	70,000.00	
100001	300000	791025	6101	Hlgher One Expenses	A	29,044.42	29,544.42	36,500.00	
100001	300001	731319	6101	Contractual Services - Shredding	A	1,824.00	3,168.00	2,000.00	
100001	300001	731410	6101	Lease - Copier	A	3,264.56	4,264.56	4,000.00	
100001	300001	731791	6101	Advertising - Legal	A	205.62	1,205.62	1,500.00	
100001	300001	791001	6101	Miscellaneous Expenses - Cash Short	A	224.47	224.47	200.00	
							\$ 196,081	\$ 227,403	\$ 218,752

Position	Employees
Controller	Jennifer Walker
Manger Business Office	Karen Cowan
Dir of Purchasing & Staff Accountant	Robert Hoover
Cashier Supervisor	Pamela Jefferson
Staff - Accounts Payable	Kathy Norwood
Specialist Grants	Jennifer Larry
Staff Business Office	Alisha Parks
Accounting Clerk	Courtney Kesler
Business Office Specialist	Deborah Bricker
Student Non WS Business Office	Cayla Cole

Texarkana College
Budget Worksheet
2012-2013

Non- Payroll Budget Summary

Facilities

Fund	Org	Account	Prg	Description	Status	YTD for Period	Adopted Budget	Proposed Budget 2012-2013
100001	300002	712002	7101	Operating Supplies	A	1,414.02	2,291.57	9,283.00
100001	300002	712004	7101	Lease Items	A	51.00	51.00	51.00
100001	300002	713006	7101	Janitorial Supplies	A	24,933.66	28,670.86	18,300.00
100001	300002	713007	7101	Gas/Oil	A	11,738.80	16,738.80	9,500.00
100001	300002	713008	7101	Landscaping	A	3,960.51	5,960.51	3,400.00
100001	300002	713009	7101	Paint	A	978.45	1,978.45	2,400.00
100001	300002	713010	7101	Hardware (tools)	A	183.94	183.94	2,900.00
100001	300002	713011	7101	Maintenance and Repair	A	13,898.49	42,871.67	20,600.00
100001	300002	713012	7101	Electrical	A	8,589.42	18,768.13	25,100.00
100001	300002	713013	7101	HVAC	A	18,795.98	25,680.08	16,500.00
100001	300002	713014	7101	Facility Miscellaneous	A	7,627.52	20,613.68	7,863.50
100001	300002	713015	7101	Plumbing Supplies	A	1,463.07	2,463.07	3,100.00
100001	300002	714007	7101	Gas/Oil	A	871.56	3,451.56	23,900.00
100001	300002	714011	7101	Maintenance and Repair	A	46,020.11	48,897.17	43,355.00
100001	300002	715002	7101	Field Maintenance	A	8,616.50	8,616.50	10,400.00
100001	300002	721150	7101	Conference - Misc	A	7.54	407.54	545.00
100001	300002	721260	7101	Non-Conf - Recruiting	A	7.56	7.56	15.00
100001	300002	731303	7101	Contractual Svc - Eq Repairs/Maint	A	22,213.91	30,830.88	30,000.00
100001	300002	731304	7101	Contractual Svc - Building Repairs	A	38,448.26	44,888.26	44,020.00
100001	300002	731311	7101	Contractual Services - Janitorial	A	148,435.32	164,664.04	165,000.00
100001	300002	731316	7101	Contractual Svc- Permit/Inspection	A	4,068.71	12,898.71	3,900.00
100001	300002	731318	7101	Contractual Services - Pest Control	A	5,050.00	6,300.00	5,150.00
100001	300002	731320	7101	Contractual Services - Grounds	A	30,484.63	45,530.87	30,000.00
100001	300002	731337	7101	Contractual Svc - Elevator	A	22,583.83	31,835.37	24,200.00
100001	300002	731343	7101	Contractual Services	A	13,710.40	36,644.79	3,936.50
100001	300002	731410	7101	Lease - Copier	A	463.95	993.95	486.00
100001	300002	731530	7101	Insurance - Auto	A	17,719.00	17,719.00	20,000.00
100001	300002	731550	7101	Insurance - Liability	A	127,340.00	130,340.00	130,000.00
100001	300002	731570	7101	Insurance - Underground Storage	A	1,961.82	2,961.82	2,000.00
100001	300002	741109	7101	Equipment - Machine-Non-Instruction	A	0.00	0.00	2,000.00
100001	300002	761100	7101	Water	A	93,286.17	101,786.17	100,000.00
100001	300002	761120	7101	Electrc	A	402,053.39	442,053.39	500,000.00
100001	300002	761130	7101	Gas	A	90,547.43	100,547.43	125,000.00
100001	100000	791005	6101	Misc Expenses - President Resv	A	850.00	198,406.83	200,000.00
960001	300002	771100	7101	Depreciation - Building	A	469,985.30	516,985.30	539,000.00
960001	300002	771110	7101	Depreciation - Land Improvements	A	55,685.10	61,285.10	67,000.00
960001	300002	771120	7101	Depreciation - Infrastructure	A	5,219.20	6,219.20	6,300.00
960001	300002	771130	7101	Depreciation - Library Books	A	50,476.30	55,976.30	61,000.00
960001	300002	771140	7101	Depreciation - Furniture/Equipment	A	205,200.30	225,700.30	247,000.00
960001	300002	771150	7101	Depreciation - Telecom/Software	A	151,881.20	167,881.20	183,000.00

\$ 2,106,822 \$ 2,630,101 \$ 2,686,205

Position	Employees
Dir of Facility Services	Ricky Boyette
Staff Facilities Serv Supervisor	Michael Sewell
Staff Facilities	Erin Walker
Staff Facilities	William Scallish
Facilities Services - HVAC	Kenneth Trisfel
Staff Facilities	Jerry Herring
Staff Facilities	Jonathan Holliman
Staff Facilities	Randall Fields
Staff Facilities	Richard Aldridge
Staff Facilities	Jarrod Vaughn
Staff Facilities	Calvin Thomason
Staff Facilities	Larry Hejduk
Staff Facilities	Gloria Green
Staff Facilities	Thomas Brooks
Staff Facilities	Minnie Weaver
Staff Facilities	Pearlie Oliver
Staff Facilities	Eileen Walker
Staff Facilities	Vivian Howard
Staff Facilities	Shirley Batts
Staff Facilities	Travis Herman
Staff Facilities	Ronald Webb

Texarkana College
Budget Worksheet
2012-2013

Non- Payroll Budget Summary

Bookstore

								Proposed Budget 2012-2013	
FUND	ORGANIZATION_CODE	Account	PROGRAM	Description	Account Status	YTD for Period	Adopted Budget		
310000	300003	711006	9600	Books - New	A	577,853.05	1,223,745.58	\$ 1,005,000.00	
310000	300003	711007	9600	Books - Used	A	53,384.39	184,523.73	\$ 175,000.00	
310000	300003	711009	9600	Food Purchases	A	-19.90	0.00	\$ 50,000.00	
310000	300003	711012	9600	Bookstore Purchases Supplies	A	274,215.57	375,609.61	\$ 325,000.00	
310000	300003	712002	9600	Operating Supplies	A	330.96	9,774.06	\$ 10,000.00	
310000	300003	712005	9600	Bookstore - Novelty Items	A	21,635.25	57,999.36	\$ 60,000.00	
310000	300003	731100	9600	Contractual Srvc - Instructional	A	106.97	106.97	\$ 500.00	
310000	300003	731260	9600	Contractual Services - IT	A	4,614.72	6,939.72	\$ 7,000.00	
310000	300003	731333	9600	Contractual Srvc - Subscriptions	A	450.00	450.00	\$ 900.00	
310000	300003	731343	9600	Contractual Services	A	781.00	781.00	\$ 600.00	
310000	300003	731410	9600	Lease - Copier	A	693.93	1,000.66	\$ 2,000.00	
							\$ 934,046	\$ 1,860,931	\$ 1,636,000

Position	Employees
Dir of Bookstore	Benjamin Cox
Staff Bookstore	Carolyn Gilmore
Staff Bookstore	Susan Gleason
PT Clerk Bookstore	Cassidy Page
Student Non WS Bookstore	Brittany Johnson
Student Non WS Bookstore	Amber Rains

**Texarkana College
Budget Worksheet
2012-2013**

Non- Payroll Budget Summary Human Resources

								Proposed Budget 2012-2013	
Fund	Org	Account	Prg	Description	Status	YTD for Period	Adopted Budget		
100001	300004	712002	6101	Operating Supplies	A	2,476.57	2,476.57	\$ 2,700.00	
100001	300004	712015	6101	Election Supplies	A	8,320.10	8,320.10	\$ 8,500.00	
100001	300004	721110	6101	Conference - Registration	A	0.00	0.00	\$ -	
100001	300004	721140	6101	Conference - Mileage/Tolls/Fuel	A	99.00	99.00	\$ 500.00	
100001	300004	721100	6101	Travel	A	0.00	0.00	\$ 1,500.00	
100001	300004	731290	6101	Contractual Srvc - HR	A	10,783.00	13,783.00	\$ 12,000.00	
100001	300004	731301	6101	Contractual Srvc - Banking Services	A	600.90	600.90	\$ 600.00	
100001	300004	731314	6101	Contractual Srvc - Security Systems	A	0.00	0.00	\$ -	
100001	300004	731329	6101	Staff Development	A	0.00	0.00	\$ -	
100001	300004	731338	6101	Contractual Srvc - Background check	A	1,244.00	3,432.00	\$ 1,500.00	
100001	300004	731410	6101	Lease - Copier	A	939.01	1,199.01	\$ 1,000.00	
100001	300004	731791	6101	Advertising - Legal	A	0.00	500.00	\$ 500.00	
							\$ 24,463	\$ 30,411	\$ 28,800

Position

Employees

Dir of Human Resources
Coord of HRIS Benefits
Specialist Payroll Financial Services

Phyllis Deese
Donna Hobbs
Susan Johnston

Texarkana College
 Budget Worksheet
 2012-2013

Non- Payroll Budget Summary

Dept of Public Safety

Proposed
 Budget
 2012-2013

Fund	Org	Account	Prg	Description	Status	YTD for Period	Adopted Budget	Proposed Budget 2012-2013
100001	300007	712002	6101	Operating Supplies	A	4,789.26	5,945.26	6,000.00
100001	300007	721100	6101	Travel	A	882.86	882.86	5,050.00
100001	300007	721110	6101	Conference - Registration	A	108.97	0.00	
100001	300007	721120	6101	Conference - Meals	A	104.57	104.57	
100001	300007	721140	6101	Conference - Mileage/Tolls/Fuel	A	273.00	273.00	
100001	300007	731305	6101	Contractual Svc - Printing	A	0.00	0.00	300.00
100001	300007	731314	6101	Contractual Svc - Security Systems	A	7,710.00	7,710.00	8,900.00
100001	300007	731329	6101	Staff Development	A	0.00	0.00	3,000.00
100001	300007	731330	6101	Professional Memberships	A	795.00	795.00	500.00
100001	300007	731343	6101	Contractual Services	A	3,310.00	3,810.00	0.00
100001	300007	731410	6101	Lease - Copier	A	463.94	593.94	500.00
100001	300007	741116	6101	Software	A	1,800.00	1,800.00	1,800.00
100001	300007	761150	6101	Cell Phone	A	438.03	1,503.58	1,750.00

\$ 20,676 \$ 23,418 \$ 27,800

Position

Employees

Exec Dir of Campus Police

Jeffrey Cottingham

Staff Police Dept

Denzil Coburn

Staff Police Dept

Charles Green

Staff Police Dept

Gisela Looney

Staff Police Dept

Barry Jewell

Staff Police Dept

Berl Bridwell

Staff Police Dept

Jackie Jackson

Staff Police Dept

(Admin Assist)

Brenda Scurlock

PT Security Officer

Christopher Lee

Texarkana College
Budget Worksheet
2012-2013

Non- Payroll Budget Summary Radio Station

								Proposed Budget 2012-2013
Fund	Org	Account	Prg	Description	Status	YTD for Period	Adopted Budget	
350000	300008	712002	9600	Operating Supplies	A	6,857.42	180.00	28,600.00
350000	300008	712017	9600	Food Purchases - Non Instructional	A	180.00	180.00	360.00
350000	300008	712120	9600	Travel	A	71.00	30.00	3,150.00
350000	300008	712120	9600	Non-Conf - Meals	A	30.00	150.00	0.00
350000	300008	712140	9600	Non-Conf - Mileage/Tolls/Fuel	A	359.00	359.00	0.00
350000	300008	712150	9600	Non-Conf - Misc	A	1,898.00	1,898.00	0.00
350000	300008	731230	9600	Contractual Srvc - Membership Dues	A	5,208.19	5,798.19	10,000.00
350000	300008	731319	9600	Contractual Services - Shredding	A	0.00	0.00	200.00
350000	300008	731335	9600	Contract Srvc-Radio Programming	A	8,760.40	16,934.82	66,500.00
350000	300008	731343	9600	Contractual Services	A	1,018.64	1,018.64	950.00
350000	300008	731450	9600	Lease - Supplies	A	165.00	565.00	400.00
350000	300008	731720	9600	Advertising - Media Print	A	0.00	0.00	400.00
						\$ 24,548	\$ 27,114	\$ 110,560

Position	Employees
Dir of KTXK Radio	Steven Mitchell
Administrator Radio Station	Sabrina McCormick
PT Radio Station Technician	Patrick Miller
PT Radio Station Technician	Francis Miller
PT Radio Station Technician	Alton Pettigrew
PT Radio Station Technician	Jay Williams

**Texarkana College
Budget Worksheet
2012-2013**

Non- Payroll Budget Summary Institutional Effectiveness

Proposed Budget 2012-2013
--

Fund	Org	Account	Prg	Description	Status	YTD for Period	Adopted Budget	Proposed Budget 2012-2013
100001	400000	711003	6101	Operating Supplies	A	1,386.04	1,394.42	1,500.00
100001	400000	721100	6101	Travel	A	2,256.06	3,256.06	5,000.00
100001	400000	731300	6101	Contractual Srvc - Temp Services	A	554.04	554.04	550.00
100001	400000	731327	6101	SACS	A	15,563.14	20,563.14	21,076.00
100001	400000	741101	6101	Equipment - Computer/Office over 5K	A	0.00	0.00	2,500.00
100001	400000	791031	6101	Achieving the Dream	A	8,119.36	33,119.36	38,940.00
100001	400000	731260	6101	Contractual Services - IT	A	391.00	391.00	400.00
100001	400000	731410	6101	Lease - Copier	A	0.00	0.00	1,680.00

\$ 28,270	\$ 59,278	\$ 71,646
------------------	------------------	------------------

Position

Employees

Dir of Institutional Effectiveness & Research
PT Clerk Inst Eff & Research

Jamie Ashby
Chandra Corbin

**Texarkana College
Budget Worksheet
2012-2013**

Non- Payroll Budget Summary Institutional Advancement

									Proposed Budget 2012-2013
Fund	Org	Account	Prg	Description	Status	YTD for Period	Adopted Budget		
100001	500000	712002	6101	Operating Supplies	A	3,322.09	3,322.09	\$	875.00
100001	500000	712017	6101	Food Purchases - Non Instructional	A	438.54	438.54	\$	2,000.00
100001	500000	721110	6101	Travel	A	312.32	312.32	\$	4,550.00
100001	500000	731330	6101	Professional Memberships	A	0.00	0.00	\$	3,559.00
100001	500000	731333	6101	Contractual Srvc - Subscriptions	A	150.00	150.00	\$	18,220.00
100001	500000	731410	6101	Lease - Copier	A	13,425.29	18,274.23	\$	9,600.00
100001	500000	731642	6101	Marketing - Misc	A	43,010.31	49,121.64	\$	10,175.00
100001	500000	731643	6101	Marketing - Printing Misc	A	337.61	337.61	\$	12,350.00
100001	500000	731720	6101	Advertising - Media Print	A	38,304.76	52,417.68	\$	17,825.00
100001	500000	731730	6101	Advertising - Media Online	A	733.17	733.17	\$	10,750.00
100001	500000	731740	6101	Advertising - Radio	A	15,157.10	22,234.10	\$	26,400.00
100001	500000	731750	6101	Advertising - Television	A	17,820.79	27,290.79	\$	20,800.00
100001	500000	731760	6101	Advertising - Outdoor	A	35,196.50	44,501.50	\$	35,250.00
100001	500000	731790	6101	Advertising - Misc	A	7,302.94	8,302.94	\$	30,700.00
100001	500000	731810	6101	Postage	A	669.92	1,169.92	\$	400.00
100001	500000	791000	6101	Miscellaneous Expenses	A	132.50	132.50	\$	-
\$ 176,314 \$ 228,739 \$ 203,454									

Position

Dir of Institutional Advancement
Coord of Welcome Desk/Switchboard
Coord Print Shop
Switchboard Operator

Employees

Suzanne Irwin
Sharon Williams
Traci Pitman
Farrah Washington

**Texarkana College
Budget Worksheet
2012-2013**

Non- Payroll Budget Summary Information Technology

Fund	Org	Account	Prg	Description	Status	YTD for Period	Adopted Budget	Proposed Budget 2012-2013
100001	600000	711002	4101	Computer and Software Supplies	A	13,735.04	21,441.04	\$ 25,000.00
100001	600000	712001	4101	Computer and Software Supplies	A	9,861.51	10,959.50	\$ 18,299.00
100001	600000	712002	4101	Operating Supplies	A	2,601.80	4,861.80	\$ 6,500.00
100001	600000	712003	4101	Audio Visual Supplies	A	17.10	17.10	\$ 16,000.00
100001	600000	721110	4101	Conference - Registration	A	950.00	950.00	\$ -
100001	600000	721130	4101	Conference - Airline	A	513.14	1,013.14	\$ -
100001	600000	721150	4101	Conference - Misc	A	848.08	1,348.08	\$ -
100001	600000	721230	4101	Non-Conf - Airline	A	49.98	49.98	\$ -
100001	600000	721100	4101	Travel	A	200.75	200.75	\$ 15,000.00
100001	600000	731230	4101	Contractual Srvc - Membership Dues	A	11,262.00	11,262.00	\$ 12,000.00
100001	600000	731260	4101	Contractual Services - IT	A	80,829.63	96,785.63	\$ 132,020.00
100001	600000	731410	4101	Lease - Copier	A	1,569.64	2,099.64	\$ 600.00
100001	600000	741101	4101	Equipment - Computer/Office over 5K	A	22,437.08	22,437.08	\$ -
100001	600000	741104	4101	Equipment - Servers	A	5,369.00	23,987.00	\$ 16,000.00
100001	600000	741103	4101	Desktop/Laptop	A	2,379.63	3,200.73	\$ 86,516.00
100001	600000	761161	4101	New Phone System	A	31,014.71	33,514.71	\$ 2,000.00
100001	600000	761150	4101	Cell Phone	A	0.00	0.00	
						\$ 183,639	\$ 234,128	\$ 329,935

Position	Employees
Dir of Information Technology	Mike Dumdei
Desktop Support/ Lab Manager	Katherine Smith
Network Systems Administrator	Bart Upchurch
Web/Portal Content Specialist	Darren Elmore
Senior Programmer/Analyst	Christopher Townley
Technical Desktop Support	Benjamin Vance
Windows Systems Administrator	Joshua Dunkeson
Analyst / Programmer	Walter Nicholson

**Texarkana College
Budget Worksheet
2012-2013**

Non- Payroll Budget Summary TexAmericas

								Proposed Budget 2012-2013
Fund	Org	Account	Prg	Description	Status	YTD for Period	Adopted Budget	
100001	700001	711001	1201	Lab Supplies	A	281.36	281.36	500.00
100001	700001	711003	1201	Operating Supplies	A	26,292.99	27,463.51	27,150.00
100001	700001	712002	1201	Operating Supplies	A	1,926.48	6,926.48	2,000.00
100001	700001	712017	1201	Food Purchases - Non Instructional	A	20.00	20.00	0.00
100001	700001	713006	1201	Janitorial Supplies	A	523.93	523.93	150.00
100001	700001	713008	1201	Landscaping	A	7.41	7.41	0.00
100001	700001	713011	1201	Maintenance and Repair	A	5,003.57	5,003.57	5,000.00
100001	700001	713012	1201	Electrical	A	11,781.46	11,781.46	12,000.00
100001	700001	713014	1201	Facility Miscellaneous	A	71.64	71.64	0.00
100001	700001	713015	1201	Plumbing Supplies	A	8.27	8.27	0.00
100001	700001	721100	1201	Travel	A	3,157.22	3,457.22	2,000.00
100001	700001	721220	1201	Non-Conf - Meals	A	46.13	46.13	0.00
100001	700001	721240	1201	Non-Conf - Mileage/Tolls/Fuel	A	1,938.85	1,938.85	0.00
100001	700001	731100	1201	Contractual Svc - Instructional	A	153,243.39	156,843.39	150,000.00
100001	700001	731305	1201	Contractual Svc - Printing	A	2,625.07	2,625.07	3,000.00
100001	700001	731314	1201	Contractual Svc - Security Systems	A	299.77	299.77	300.00
100001	700001	731343	1201	Contractual Services	A	23,222.29	25,222.29	25,000.00
100001	700001	731410	1201	Lease - Copier	A	303.36	561.28	1,320.00
100001	700001	731640	1201	Printing - Letterhead/Business Card	A	47.50	47.50	100.00
100001	700001	731643	1201	Marketing - Printing Misc	A	81.46	81.46	0.00
100001	700001	731810	1201	Postage	A	196.76	296.76	480.00
100001	700001	741103	1201	Equipment - Desktop/Laptop over 5K	A	6,605.00	6,605.00	0.00
100001	700001	741108	1201	Equipment - Instructional/Non-Lab	A	1,062.77	1,062.77	0.00
100001	700001	741115	1201	Buildings	A	0.00	0.00	0.00
100001	700001	761100	1201	Water	A	286.37	1,286.37	360.00
100001	700001	761120	1201	Electric	A	8,049.39	9,049.39	9,000.00
100001	700001	761130	1201	Gas	A	1,599.74	1,599.74	2,000.00
100001	700001	791032	1201	Diesel Tech TEXAMERICA expenses	A	5,431.04	9,431.04	5,000.00
100001	700001	791033	1201	Welding TEXAMERICA expenses	A	32,083.12	34,083.12	33,000.00
						\$ 286,196	\$ 306,625	\$ 278,360

Position	Employees
Dir of TC TexAmericas Center & RRAD	Scotty Hayes
PT Clerk "TexAmerica-RRAD"	Susan Bennett
PT Clerk "TexAmerica-RRAD"	Paula Turner
Military Affairs Advisor	Dennis Lewis

Texarkana College
 Budget Worksheet
 2012-2013

Non- Payroll Budget Summary

Atlanta Site

								Proposed Budget 2012-2013		
Fund	Org	Account	Prg	Description	Status	YTD for Period	Adopted Budget			
100001	700002	711003	1101	Operating Supplies	A	300.92	300.92	300.00		
100001	700002	712002	1101	Operating Supplies	A	171.64	171.64	200.00		
100001	700002	731410	1101	Lease - Copier	A	1,416.52	1,616.52	1,500.00		
100001	700002	731430	1101	Lease - Facilities (off campus)	A	4,200.00	8,400.00	8,400.00		
100001	700002	741115	1101	Buildings	A	0.00	0.00	0.00		
100001	700002	761100	1101	Water	A	939.73	1,439.73	1,000.00		
100001	700002	761120	1101	Electric	A	1,592.86	2,092.86	2,000.00		
						\$ 8,622	\$ 14,022	\$ 13,400		

Position

Employees

PT Clerk TC on Main
 PT Clerk TC on Main

Georgia McFaul
 Beverly Coker



Supporting Data



Texas Higher Education
COORDINATING BOARD
Planning and Accountability

P. O. Box 12788 Austin, Texas 78711 • 1200 East Anderson Lane 78752

Susan E. Brown
 Assistant Commissioner
 Planning and Accountability
 512/ 427-6153
 susan.brown@thecb.state.tx.us
 FAX: 512/ 427-6147

June 13, 2012

Gary W. Johnstone
 Deputy Assistant Commissioner
 Planning and Accountability
 512/ 427-6139
 gary.johnstone@thecb.state.tx.us
 FAX: 512/ 427-6147

TO: Chancellors and Presidents, Community Colleges
 FROM: Susan E. Brown
 SUBJECT: Formula Appropriations 2012-2013 Biennium

Julie Eklund, Ph.D.
 Director
 Planning
 512/ 427-6533
 julie eklund@thecb.state.tx.us
 FAX: 512/ 427-6147

Linda L. Hargrove, Ph.D.
 Director
 Research and Evaluation
 512/427-6122
 linda.hargrove@thecb.state.tx.us
 Fax: 512/ 427-6147

Thomas E. Keaton
 Director
 Finance and Resource Planning
 512/ 427-6133
 thomas.keaton@thecb.state.tx.us
 FAX: 512/ 427-6147

Doug Parker
 Director
 Educational Data Center
 512/ 427-6287
 doug.parker@thecb.state.tx.us
 FAX: 512/ 427-6147

Kathy Cox
 Assistant Director
 Educational Data Analysis Support
 Center
 512/ 427-6286
 kathy.cox@thecb.state.tx.us
 FAX: 512/ 427-6147

Rider 2, of the 82nd Legislature, Regular Session, General Appropriations Act, Article III, page 196 stipulates, "Funds appropriated above shall be administered by the Texas Higher Education Coordinating Board. To ensure the efficient allocation of state appropriations, the Coordinating Board shall reallocate the formula funds appropriated in this bill pattern in the second year of the biennium using certified contact hour data from the previous academic year. The Higher Education Coordinating Board shall exclude contact hours related to physical education courses for students who are registered to receive both high school and college credit from the contact hours used to reallocate formula funds in the second year of the biennium."

Following certification by all institutions, and after sending the base year hours to the reporting officials and chief financial officers for review, the staff has recalculated the FY 2013 formula funding allocations for each district as stipulated in the rider. Attached is a draft detailed list of institutional changes for planning purposes. This list will go before the Coordinating Board Strategic Planning and Policy Committee on June 21, 2012 with a final vote at the July 26, 2012 Coordinating Board meeting.

To address the significant losses in funding levels for several community colleges as a result of this rider, state budget leadership offices may be recommending an alternative methodology for reallocating these dollars. Coordinating Board staff will notify you as soon as additional information is received from these offices.

If you have any questions regarding this process please contact me or Gary Johnstone at Gary.Johnstone@thecb.state.tx.us.

Attachment

c: Chief Financial Officers, Community Colleges
 Fred W. Heldenfels IV, Chair, Texas Higher Education Coordinating Board
 Harold Hahn, Vice Chair, Texas Higher Education Coordinating Board
 Rey Garcia, Texas Association of Community Colleges
 Raymund A. Paredes
 David W. Gardner
 Linda Battles

PA/mlh

Summary Comparison of Funding, Both Article III and Article IX				
FY2013 Community Colleges				
	Original	Certified	Variance	
	Appropriation	Reallocation	Dollars	Percent
GALVESTON COLLEGE	3,365,989	3,144,007	(221,982)	(6.6%)
GRAYSON COUNTY COLLEGE	7,581,417	7,499,258	(82,159)	(1.1%)
HILL COLLEGE	6,692,330	6,532,841	(159,488)	(2.4%)
HOUSTON COMMUNITY COLLEGE SYSTEM	70,326,504	70,013,804	(312,700)	(0.4%)
HOWARD COLLEGE	7,777,074	6,873,874	(903,201)	(11.6%)
KILGORE COLLEGE	11,248,691	10,659,451	(589,240)	(5.2%)
LAREDO JUNIOR COLLEGE	10,893,267	10,699,159	(194,108)	(1.8%)
LEE COLLEGE	9,330,698	8,686,434	(644,264)	(6.9%)
LONESTAR COLLEGE	63,235,414	66,838,737	3,603,323	5.7%
MCLENNAN COMMUNITY COLLEGE	13,895,904	13,679,180	(216,724)	(1.6%)
MIDLAND COLLEGE	8,478,044	8,158,017	(320,027)	(3.8%)
NAVARRO COLLEGE	15,609,937	15,864,317	254,381	1.6%
NORTH CENTRAL TEXAS COLLEGE	9,585,132	10,099,767	514,635	5.4%
NORTHEAST TEXAS COMMUNITY COLLEGE	4,285,579	4,485,422	199,844	4.7%
ODESSA COLLEGE	6,761,399	6,925,638	164,239	2.4%
PANOLA COLLEGE	3,383,947	3,722,786	338,839	10.0%
PARIS JUNIOR COLLEGE	8,901,843	8,924,188	22,345	0.3%
RANGER COLLEGE	1,961,668	2,498,970	537,301	27.4%
SAN JACINTO COLLEGE DISTRICT	36,100,676	36,961,163	860,487	2.4%
SOUTH PLAINS COLLEGE	13,604,870	13,433,486	(171,385)	(1.3%)

Summary Comparison of Funding, Both Article III and Article IX				
FY2013 Community Colleges				
	Original Appropriation	Certified Reallocation	Variance	
			Dollars	Percent
			1,642,076	5.1%
SOUTH TEXAS COLLEGE	31,885,335	33,527,411	(884,621)	(12.1%)
SOUTHWEST TEXAS JUNIOR COLLEGE	7,306,967	6,422,347	1,312,354	2.5%
TARRANT COUNTY JUNIOR COLLEGE DISTRICT	51,753,799	53,066,153	(15,289)	(0.2%)
TEMPLE JUNIOR COLLEGE	7,570,691	7,555,402	(440,088)	(5.7%)
TEXARKANA COLLEGE	7,682,941	7,242,853	(224,783)	(2.0%)
TEXAS SOUTHMOST COLLEGE	11,382,503	11,157,720	(293,927)	(2.6%)
TRINITY VALLEY COMM COLLEGE	11,138,009	10,844,082	(992,838)	(5.7%)
TYLER JUNIOR COLLEGE	17,471,056	16,478,218	(324,931)	(5.8%)
VERNON COLLEGE	5,599,930	5,274,999	67,225	1.1%
VICTORIA COLLEGE	5,882,052	5,949,277	(19,871)	(0.3%)
WEATHERFORD COLLEGE	7,674,508	7,654,637	(36,847)	(1.1%)
WESTERN TEXAS COLLEGE	3,312,666	3,275,820	70,557	0.9%
WHARTON COUNTY JUNIOR COLLEGE	8,273,708	8,344,265	(70,557)	(0.9%)
Totals	\$ 866,088,995	\$866,088,995	\$ (0)	(0.0%)

CTC FY2012/13 Appropriations, Benefits

Institution	FY2012			FY2013			Total	Social Security	Retirement	Social Security	Total
	Group Insurance	Retirement	Social Security	Group Insurance	Retirement	Social Security					
ALAMO COMMUNITY COLLEGE DISTRICT	7,811,768	3,960,927	-	11,772,695	8,235,050	-	19,997,745	-	4,136,968	-	24,134,713
ALVIN COMMUNITY COLLEGE	893,729	441,875	-	1,335,604	942,155	-	2,277,759	-	461,514	-	2,739,273
ANGELINO COLLEGE	2,084,021	917,377	-	3,001,397	2,196,944	-	5,198,341	-	958,149	-	6,156,490
ANGELINO COMMUNITY COLLEGE	815,658	468,337	-	1,283,995	859,854	-	2,143,849	-	489,152	-	2,633,001
BLUINN COMMUNITY COLLEGE	5,001,580	2,723,339	-	7,724,919	5,272,591	-	12,997,510	-	2,844,376	-	15,841,886
BRAZOSPORT COLLEGE	1,961,060	1,244,222	-	3,205,282	2,067,321	-	5,272,603	-	1,299,520	-	6,572,123
CENTRAL TEXAS COLLEGE DISTRICT	1,577,202	826,333	-	2,403,535	1,603,666	-	4,007,201	-	306,237	-	4,313,438
CISCO JUNIOR COLLEGE	517,606	1,189,506	-	1,707,112	871,108	-	2,578,220	-	1,242,373	-	3,820,593
CLARENDON COLLEGE	332,094	332,094	-	664,188	545,653	-	1,209,841	-	346,854	-	1,556,695
COASTAL BEND COLLEGE	278,712	153,191	-	431,903	293,814	-	725,717	-	159,999	-	885,716
COLLEGE OF THE MAINLAND	821,214	389,602	-	1,210,816	865,711	-	2,076,527	-	406,918	-	2,483,445
COLLIN COUNTY COMM. COLLEGE DIST	1,223,164	361,161	-	1,584,325	1,289,441	-	2,873,766	-	377,212	-	3,250,978
DALLAS COUNTY COMM. COLLEGE DIST	2,405,299	1,801,371	-	4,206,670	2,535,631	-	6,742,301	-	1,881,432	-	8,623,733
DEL MAR COLLEGE	9,258,438	5,508,443	-	14,766,881	9,760,108	-	24,527,000	-	5,753,262	-	30,280,262
DEL MAR COMMUNITY COLLEGE DISTRICT	2,365,710	995,277	-	3,360,987	2,493,897	-	5,854,884	-	1,039,511	-	6,894,395
EL PASO COMMUNITY COLLEGE DISTRICT	3,721,265	1,861,205	-	5,582,470	3,922,902	-	9,505,372	-	1,943,976	-	11,449,348
FRANK PHILLIPS COLLEGE	312,623	123,415	-	436,038	329,562	-	765,600	-	128,900	-	894,500
GALVESTON COLLEGE	473,362	201,959	-	675,321	499,011	-	1,174,332	-	210,935	-	1,385,267
GRAYSON COUNTY COLLEGE	822,397	454,885	-	1,277,282	866,959	-	2,144,241	-	475,102	-	2,619,343
HILL COLLEGE	613,283	416,930	-	1,030,212	646,513	-	1,676,725	-	435,460	-	2,112,185
HOUSTON COMMUNITY COLLEGE SYSTEM	7,651,060	4,219,590	-	11,870,651	8,065,635	-	19,936,286	-	4,407,127	-	24,343,413
HOWARD COLLEGE	905,831	640,702	-	1,546,532	954,913	-	2,501,445	-	669,177	-	3,170,622
KILGORE COLLEGE	1,269,356	674,922	-	1,944,278	1,338,136	-	3,282,414	-	704,918	-	3,987,332
LAREDO JUNIOR COLLEGE	1,905,887	663,268	-	2,569,154	2,009,157	-	4,578,311	-	692,746	-	5,271,057
LEE COLLEGE	1,191,128	559,842	-	1,750,970	1,255,670	-	3,006,640	-	584,724	-	3,591,364
LONESTAR COLLEGE	5,583,801	3,794,125	-	9,377,926	5,886,360	-	15,264,286	-	3,962,752	-	19,227,038
MCLENNAN COMMUNITY COLLEGE	1,610,622	833,754	-	2,444,377	1,697,894	-	4,142,271	-	870,810	-	5,013,081
MIDLAND COLLEGE	1,144,065	532,793	-	1,676,858	1,206,056	-	2,882,914	-	556,473	-	3,439,387
NAVARRO COLLEGE	904,354	936,596	-	1,840,950	953,357	-	2,794,307	-	978,222	-	3,772,529
NORTH CENTRAL TEXAS COLLEGE	884,780	575,108	-	1,459,888	932,722	-	2,392,610	-	600,668	-	2,993,278
NORTHEAST TEXAS COMMUNITY COLLEGE	448,061	257,135	-	705,196	472,339	-	1,177,535	-	268,563	-	1,446,098
ODESSA COLLEGE	1,123,717	405,684	-	1,529,401	1,184,606	-	2,714,007	-	423,714	-	3,137,721
PANOLA COLLEGE	502,592	203,037	-	705,629	529,825	-	1,235,454	-	212,061	-	1,447,515
PARIS JUNIOR COLLEGE	746,724	534,111	-	1,280,834	787,185	-	2,068,019	-	557,849	-	2,625,868
RANGER JUNIOR COLLEGE	219,503	132,700	-	352,203	231,397	-	583,600	-	138,598	-	722,198
SAN JACINTO COLLEGE DISTRICT	4,268,081	2,166,041	-	6,434,121	4,499,348	-	10,933,469	-	2,262,309	-	13,195,778
SOUTH PLAINS COLLEGE	1,943,920	816,292	-	2,760,212	2,049,251	-	4,809,463	-	852,572	-	5,662,035
SOUTH TEXAS COLLEGE	2,917,183	1,934,471	-	4,851,654	3,075,251	-	7,926,905	-	2,020,447	-	9,947,352
SOUTHWEST TEXAS JUNIOR COLLEGE	870,380	438,418	-	1,308,798	917,542	-	2,226,340	-	457,903	-	2,684,243
TARRANT COUNTY JUNIOR COLLEGE DIST	6,575,248	3,105,228	-	9,680,476	6,931,529	-	16,612,005	-	3,243,238	-	19,855,243
TEMPLE JUNIOR COLLEGE	822,753	469,241	-	1,291,994	867,334	-	2,159,328	-	490,097	-	2,649,425
TEXARKANA COLLEGE	943,196	460,976	-	1,404,172	994,303	-	2,398,475	-	481,464	-	2,879,939
TEXAS SOUTHWEST COLLEGE	1,492,481	682,950	-	2,175,431	1,573,351	-	3,748,782	-	713,303	-	4,462,085
TRINITY VALLEY COMM COLLEGE	1,072,072	668,281	-	1,740,353	1,130,163	-	2,870,516	-	697,982	-	3,568,498
TYLER JUNIOR COLLEGE	1,994,919	1,048,263	-	3,043,183	2,103,014	-	5,146,197	-	1,094,853	-	6,241,050
VERNON REGIONAL JUNIOR COLLEGE	603,993	350,996	-	954,989	636,721	-	1,591,710	-	366,596	-	1,958,306
VICTORIA COLLEGE, THE	842,559	352,923	-	1,195,482	888,214	-	2,083,696	-	368,609	-	2,452,305
WEATHERFORD COLLEGE	875,038	460,470	-	1,335,508	922,452	-	2,257,960	-	480,936	-	2,738,896
WESTERN TEXAS COLLEGE	448,947	213,760	-	662,707	473,273	-	1,135,980	-	223,260	-	1,359,240
WHARTON COUNTY JUNIOR COLLEGE	1,035,798	511,422	-	1,547,221	1,091,923	-	2,639,144	-	534,152	-	3,173,296
Subtotal	96,582,471	52,481,422	-	149,063,893	101,815,809	-	250,879,702	-	54,813,924	-	305,693,626
LAMAR-ORANGE	668,110	380,513	-	1,048,623	525,248	-	1,573,871	-	394,690	-	1,968,561
LAMAR-PORT ARTHUR	877,654	509,935	-	1,387,589	721,242	-	2,108,831	-	528,934	-	2,637,765
LAMAR INSTITUTE OF TECHNOLOGY	809,482	518,314	-	1,327,796	728,117	-	2,055,913	-	537,625	-	2,593,538
Subtotal	2,355,246	1,408,762	-	3,764,200	1,974,607	-	5,738,615	-	1,461,249	-	7,200,000
TSTC System Admin	2,705,063	1,36,814	-	3,013,212	171,335	-	3,184,547	-	141,911	-	3,326,458
TSTC-HARLINGEN	1,649,598	1,165,546	-	2,815,144	1,459,645	-	4,274,789	-	1,208,971	-	5,483,760
TSTC-WEST TEXAS	499,905	649,864	-	1,149,769	813,843	-	1,963,612	-	674,076	-	2,637,688
TSTC-ABILENE	-	-	-	-	-	-	-	-	-	-	-
TSTC-BROWNWOOD	-	-	-	-	-	-	-	-	-	-	-
TSTC-BRECKENRIDGE	-	-	-	-	-	-	-	-	-	-	-
TSTC-WACO	2,313,543	1,449,697	-	3,763,240	336,081	-	4,099,321	-	1,503,709	-	5,603,030
TSTC-MARSHALL	419,317	268,365	-	687,682	1,815,495	-	2,503,177	-	278,363	-	2,781,540
Subtotal	8,395,471	5,890,184	-	14,285,655	10,000,000	-	24,285,655	-	2,043,718	-	26,329,373
TOTALS	98,937,717	53,890,184	-	170,656,619	104,171,055	-	274,827,674	-	56,275,173	-	331,102,847

TEXARKANA COLLEGE

2012-2013 Budget

Staff Counts

Full-Time Employees 237

Part-Time Employees 85

Total 322



BOWIE CAD

Bowie Central Appraisal District

122 Plaza West, Suite A
Post Office Box 6527
Texarkana, TX 75505-6527
Phone (903) 793-8936
Fax (903) 792-8889

710 James Bowie Dr.
Post Office Box 967
New Boston, TX 75570-0967
Phone (903) 628-5493
Fax (903) 628-2087

April 27, 2012

To: Bowie County Taxing Units

From: Mike Brower, Chief Appraiser

Re: 2012 Estimated Value

Please find enclosed 2012 estimated values as prescribed by Sec. 26.01(e) of the Texas Property Tax Code. These are only estimated values and have been prepared prior to consideration of information provided in taxpayer renditions and exemption applications, which are not due from the taxpayers until May 15.

Please be advised that these estimates are subject to change as more information is made available by the taxpayers. These changes have the potential to be significant. Estimates of taxable value will become more reliable in the next 45 to 60 days as we begin our informal and formal hearings for appraised values.

Respectfully submitted,




John Michael Brower, RPA
Chief Appraiser
Bowie Central Appraisal District

TEXARKANA COLLEGE

2012 ESTIMATED VALUES

	Estimated Value 2012	Last Year's Value As of 4/20/12
ESTIMATED VALUE	1,273,059,132	1,275,445,285
NEW IMPROVEMENTS	5,094,090	3,987,608
AVG HOME	70,602	70,256
NEW ABSOLUTE EXEMPTIONS	275,592	719,339
NEW PARTIAL EXEMPTIONS	58,485	612,390
NEW PRODUCTIVITY LOSS	-	-

I John Michael Brower, Chief Appraiser for Bowie Central Appraisal District, do hereby certify the Estimated Taxable Values for Texarkana College.




John Michael Brower

4-27-2012
Date

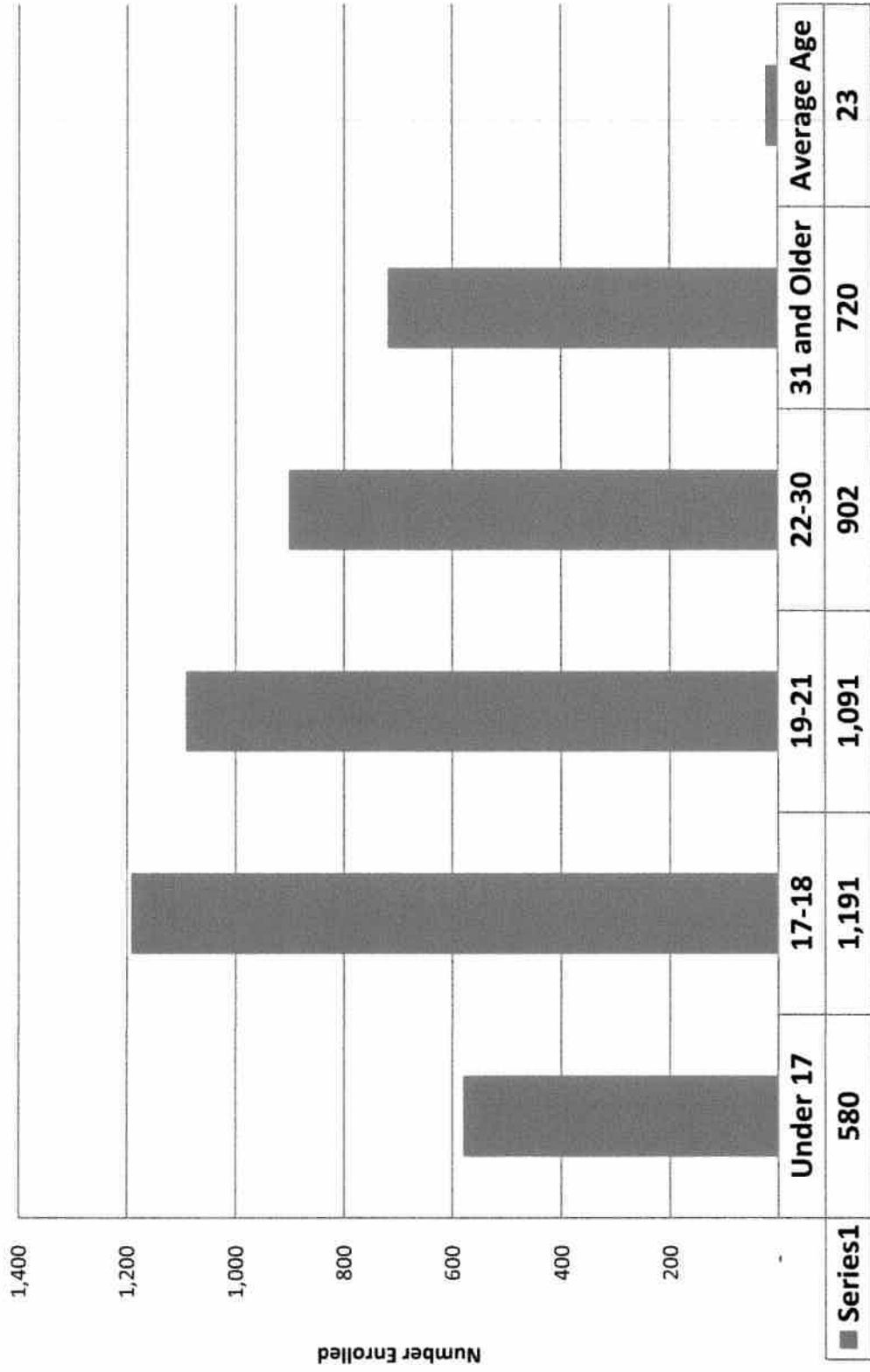
Historical Demographic Data

Fall 2011 Enrollment by Gender

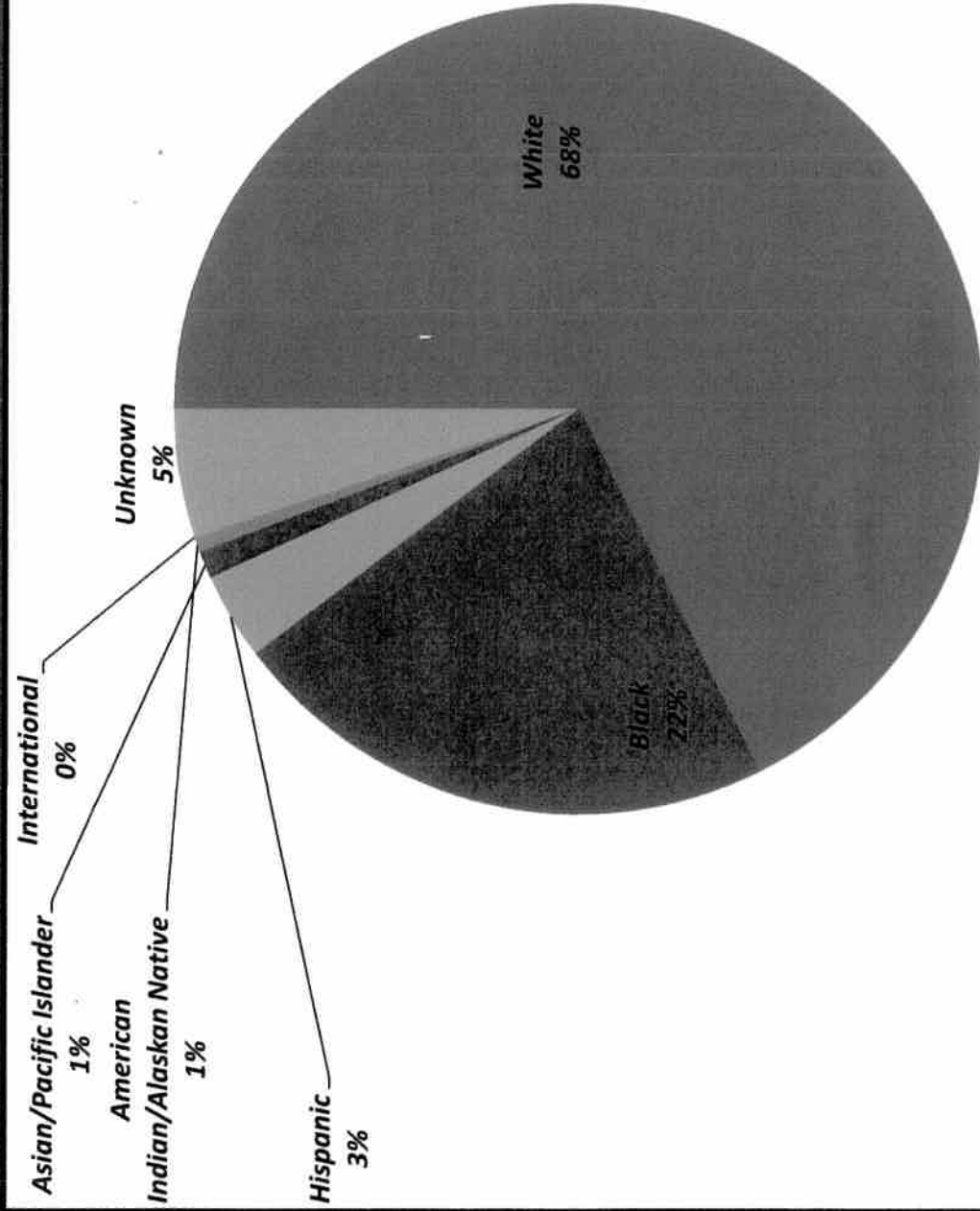


Historical Demographic Data

Fall 2011 Enrollment by Age




Historical Demographic Data

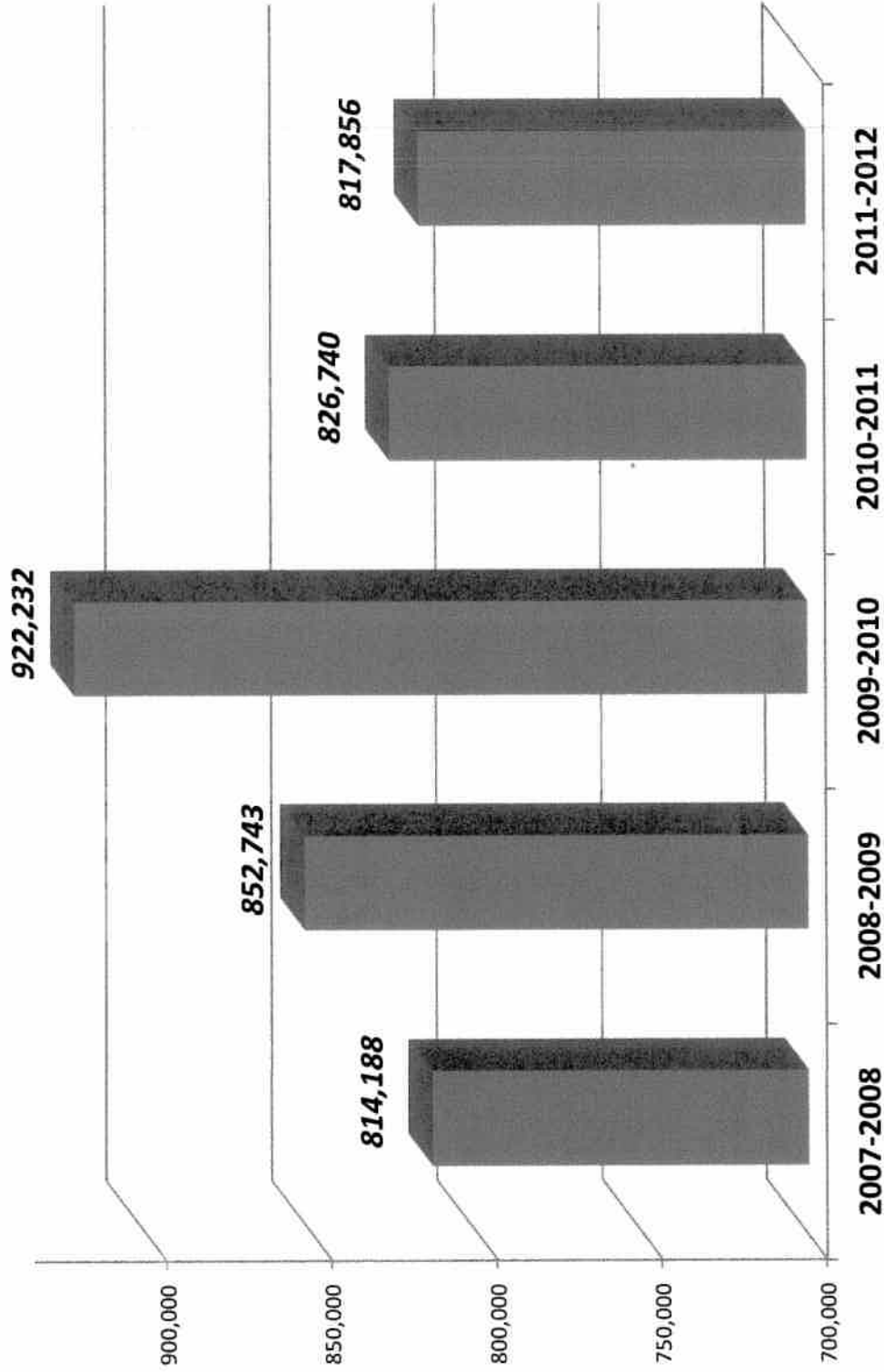


Fall 2011 Enrollment by Race/Ethnicity

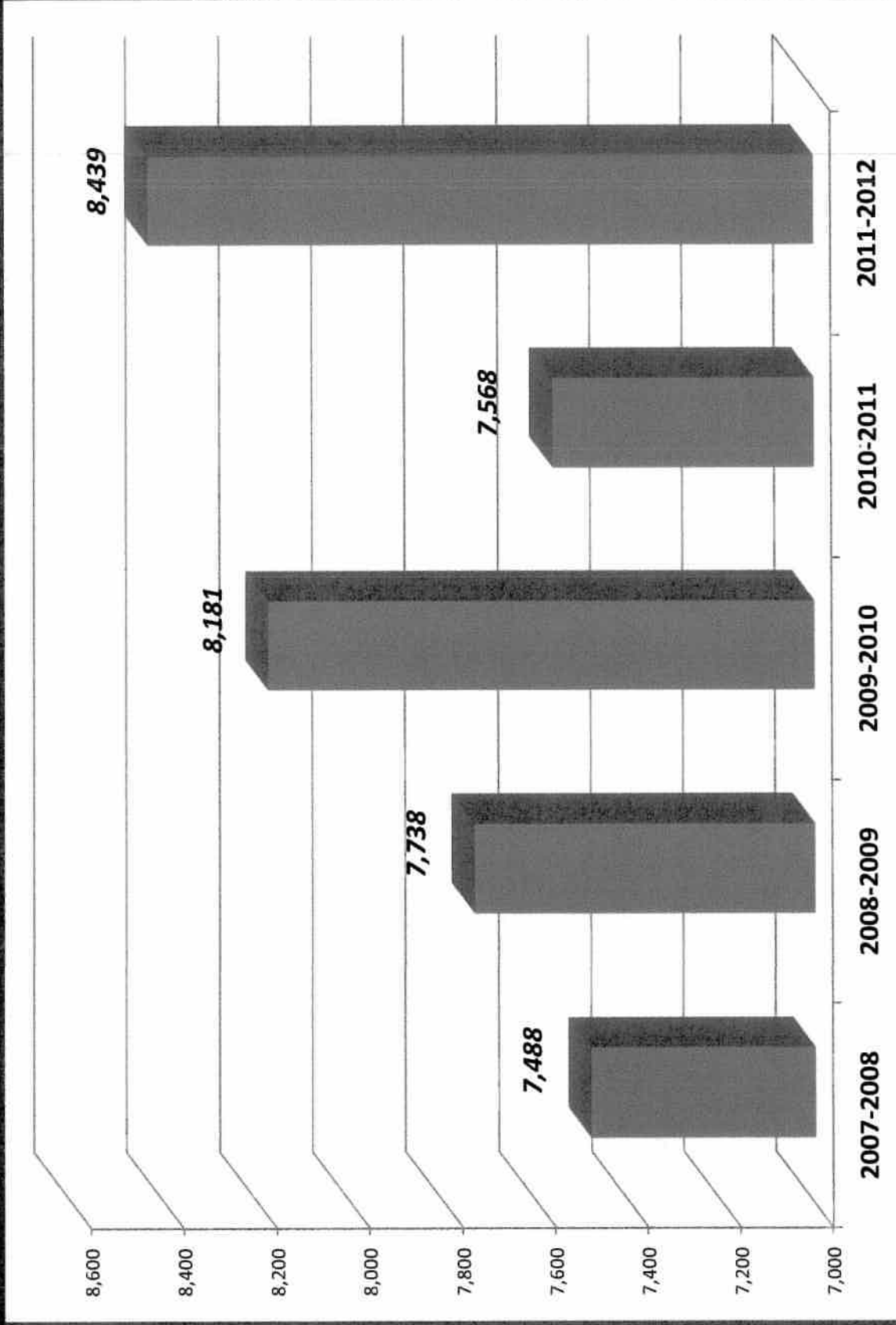
Fall Contact Hours Comparison Fall 2007-Fall 2011



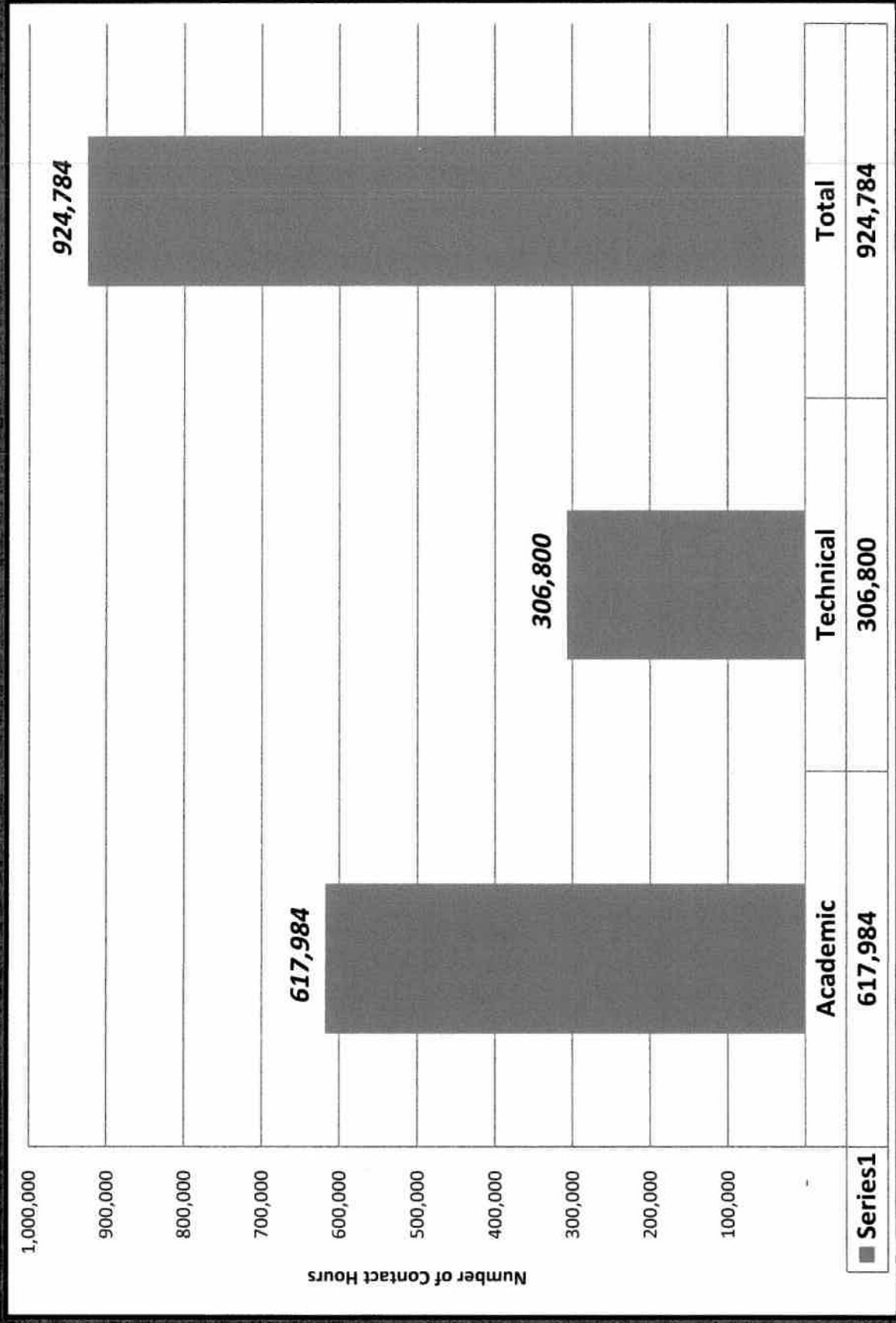
Spring Contact Hours Comparison Spring 2007-2011




Duplicated Student Counts Fall & Spring 07/08-11/12



Contact Hours Fall 2011 by Area (Academic/Technical)



Enrollment: In Taxing District vs. Out of Taxing District Fall 2011

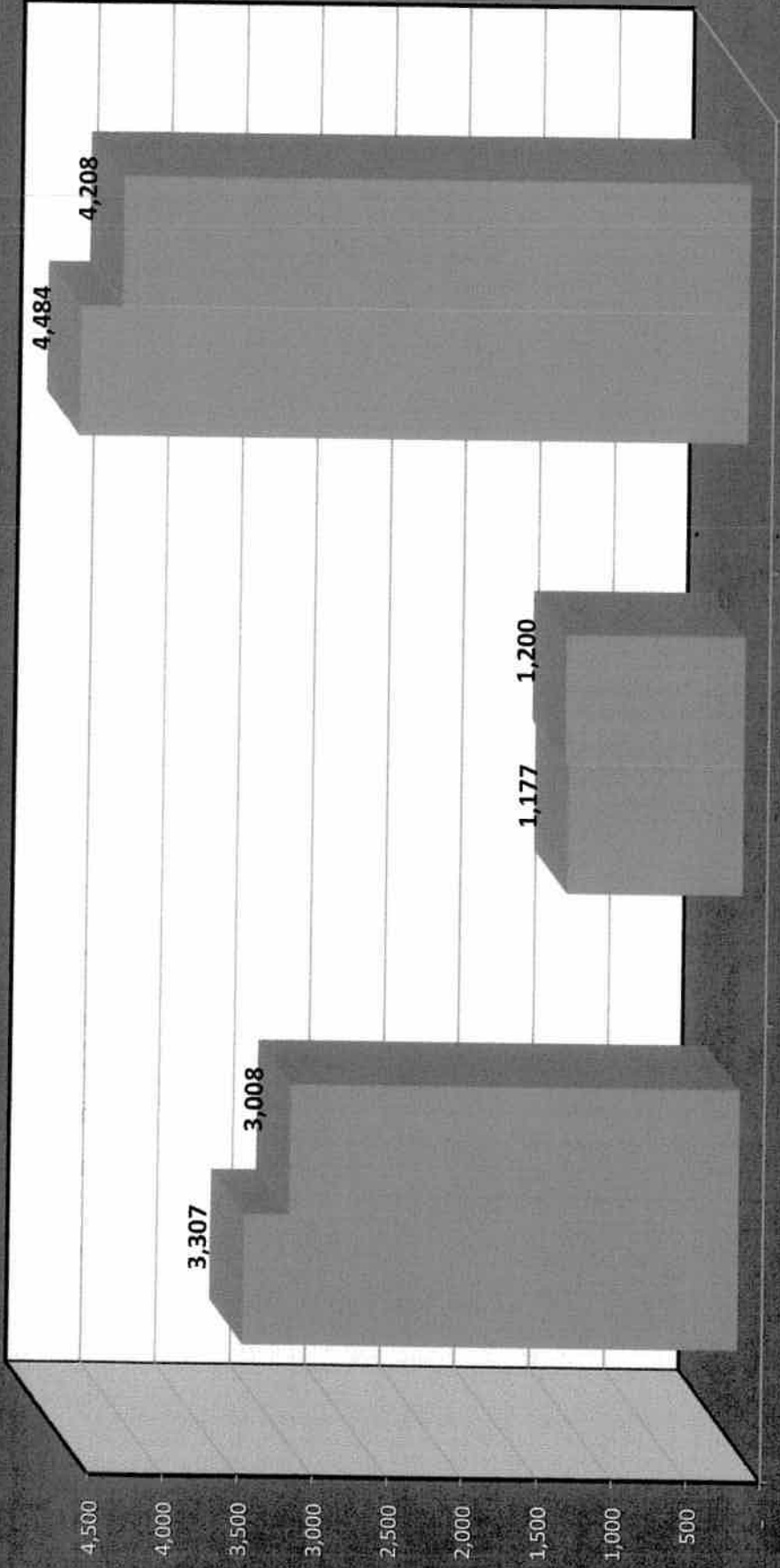


Fall 2012 Enrollment Update
Preliminary Data on Next Two
Pages for Discussion Only.



TEXARKANA COLLEGE

Texarkana College Enrollment Comparisons



All Students Except Dual Credit
 Dual Credit
 Fall 2011 After Census
 Fall 2012 08/27/2012 (Dual Credit is Estimated at 1,200)

Texarkana College Contact Hours Comparison

