



2011-2012
OFFICIAL
OPERATING BUDGET
With Salaries & Emoluments

August 1, 2011

Board of Trustees
Odessa Junior College District
Odessa, Texas

Gentlemen:

In compliance with the laws of the State of Texas, as President of the Board of Trustees and Chief Budgetary Officer of the Odessa Junior College District, I have caused to be prepared and adopted a budget covering the proposed income and disbursements for the Odessa Junior College District for the fiscal year 2011-2012.

At a meeting on July 26, 2011, the Board of Trustees of the Odessa Junior College District adopted this budget. This was done in compliance with the laws of the State of Texas and is now the official budget of the Odessa Junior College District for the 2011-2012 fiscal year.

Sincerely,



David Turner
President, Board of Trustees
Odessa Junior College District

August 31, 2011


Ms. Linda Haney
Ector County Clerk
300 North Grant, Room 111
Odessa, Texas 79761

Dear Ms. Haney:

In compliance with the Texas Education Code, Sections 23.41 – 23.50, David Turner, President of the Board of Trustees of the Odessa Junior College District, caused to be prepared and adopted a budget covering the proposed income and disbursements of the Odessa Junior College District for the fiscal year 2011 - 2012.

This document is hereby filed with you as County Clerk of Ector County.

Sincerely,


Tara Deaver
Secretary, Board of Trustees
Odessa Junior College District


EXCERPT FROM MINUTES OF PUBLIC MEETING ADOPTING BUDGET FOR 2010-2011

ODESSA JUNIOR COLLEGE BOARD OF TRUSTEES
JULY 26, 2011

A motion was made by Gary S. Johnson, seconded by Bruce Shearer, that the Odessa Junior College District operating budget for the year 2011-2012 in the amount of **\$36,646,913** and the total budget including all other areas in the amount of **\$49,915,500** be approved and that a certified copy of the budget be filed with the Texas Higher Education Coordinating Board in compliance with Section 51.0051 of the Texas Education Code; and that said budget be presented in the format required by the Texas Higher Education Coordinating Board; and that said budget be included by reference in its entirety as a part of the Minutes of this meeting.

STATE OF TEXAS
COUNTY OF ECTOR
ODESSA JUNIOR COLLEGE DISTRICT

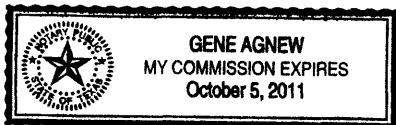
I, the undersigned Secretary of the Board of Trustees of Odessa Junior College District, do hereby certify that the attached is a true, full, and correct copy of the section of the Minutes as approved by the Board of Trustees of said District on the 30th day of August, 2011, adopting the Budget for the fiscal year 2011-2012.

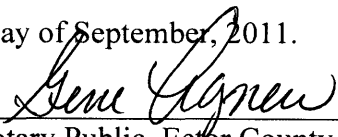

Tara Deaver
Secretary, Board of Trustees
Odessa Junior College District

STATE OF TEXAS
COUNTY OF ECTOR

Before me, the undersigned authority, a Notary Public in and for said County and State, on this day personally appeared Tara Deaver, known to me to be the person and officer whose name is subscribed to the foregoing instrument and acknowledged to me that he executed the same for the purposes and consideration therein expressed, and in the capacity therein stated and declared to me upon oath that the foregoing instrument is true and correct.

Given under my hand and seal of office this the 7th day of September, 2011.




Notary Public, Ector County, Texas

**RESOLUTION SETTING THE 2011 TAX RATE FOR THE
ODESSA JUNIOR COLLEGE DISTRICT**

WHEREAS, the Board of Trustees of the Odessa Junior College District has adopted a budget for the Fiscal Year beginning September 1, 2011, and ending August 31, 2012;

NOW, THEREFORE, BE IT RESOLVED, that an ad Valorem tax be levied for the Tax Year 2011 on all real property situated in and/or other property owned within the limits of the Odessa Junior College District on the first day of January, 2011, except so much thereof as may be exempt by the Constitution of the United States and/or the laws of the State of Texas.


BE IT FURTHER RESOLVED, that said tax rate be composed of the following:

1. An ad valorem tax of and at the rate of fifteen and eight-four hundredth cents (\$.1584) per one hundred dollar (\$100.00) valuation thereof, estimated in the lawful currency of the United States, for the maintenance and operation of the Odessa Junior College District.
2. An ad valorem tax of and at the rate of three and six-hundred thirty-eight thousandth cents (\$.03638) per one hundred dollar (\$100.00) valuation thereof for general obligation debt service of the Odessa Junior College District.


BE IT FURTHER RESOLVED, THAT THIS TAX RATE WILL RAISE MORE TAXES FOR MAINTENANCE AND OPERATIONS THAN LAST YEAR'S TAX RATE.

BE IT FURTHER RESOLVED, THAT THE MAINTENANCE AND OPERATIONS TAX RATE WILL EFFECTIVELY BE RAISED BY 6.18 PERCENT AND WILL RAISE TAXES FOR MAINTENANCE AND OPERATIONS ON A \$100,000 HOME BY APPROXIMATELY \$0.00.

IN TESTIMONY WHEREOF, we hereunto sign our names and attach the seal of said institution for it and on its behalf this 30th day of August, 2011.



David Turner, President
Board of Trustees

ATTEST:


Tara Deaver, Secretary
Board of Trustees

CERTIFICATE

I hereby certify that the above is a true and correct copy of a Resolution adopted by the Board of Trustees, Odessa Junior College District, at the meeting held this 30th day of August, 2011.


Tara Deaver Secretary
Board of Trustees

**ODESSA JUNIOR COLLEGE DISTRICT
2011 - 2012**

BOARD OF TRUSTEES

Mr. David Turner.....	President
Ms. Ray Ann Zant.....	Vice President
Dr. Tara Deaver.....	Secretary
Mr. Ralph McCain.....	Assistant Secretary
Mr. Richard Abalos.....	Member
Mr. Gary Johnson.....	Member
Mr. J.E. "Coach" Pressly.....	Member
Mr. Bruce Shearer.....	Member
Mr. Walter Smith.....	Member

ADMINISTRATION

Dr. Gregory Williams.....	President
Dr. Ken Tunstall	Vice President for Instruction
Dr. David Bauske	Vice President for Student Services
Ms. Virginia Chisum	Vice President for Business Affairs
Dr. Tanya Hughes	Chief of Staff

ODESSA COLLEGE
SUMMARY OF ESTIMATED REVENUES, TRANSFERS, AND EXPENDITURES
ALL FUNDS
FISCAL YEAR ENDING AUGUST 31, 2012

	<u>BUDGETED REVENUE</u>	<u>TRANSFERS IN / (OUT)</u>	<u>FUNDS AVAILABLE</u>	<u>BUDGETED EXPENDITURES</u>	<u>EXCESS FUNDS</u>
<u>Current Unrestricted Funds:</u>					
General Operations	35,750,542	\$ (5,602,371)	\$30,148,171	30,148,171	\$ -
General Scholarships	48,000	1,438,360	\$1,486,360	1,486,360	0
	<u>35,798,542</u>	<u>(4,164,011)</u>	<u>31,634,531</u>	<u>31,634,531</u>	<u>-</u>
<u>Auxiliary Funds:</u>					
Athletics	2,500	962,237	\$964,737	964,737	0
Bookstore	180,000	(180,000)	\$0	0	0
Food Service	428,300	(4,000)	\$424,300	424,300	0
Golf Center	89,000	278	\$89,278	89,278	0
Student Activities	148,571	(50,725)	\$97,846	97,846	0
	<u>848,371</u>	<u>727,790</u>	<u>1,576,161</u>	<u>1,576,161</u>	<u>-</u>
Subtotal - Unrestricted Funds	36,646,913	(3,436,221)	33,210,692	33,210,692	-
<u>Restricted Funds:</u>					
State Operating Grants	308,168	-	308,168	308,168	-
Federal Operating Grants	1,580,358	-	1,580,358	1,580,358	-
State Student Aid	227,916	382,000	609,916	609,916	-
Federal Student Aid	7,230,000	-	7,230,000	7,230,000	-
	<u>9,346,442</u>	<u>382,000</u>	<u>9,728,442</u>	<u>9,728,442</u>	<u>-</u>
<u>Plant Funds:</u>					
Deferred Maintenance Fund	-	-	-	-	-
Technology Replacement Fund	-	535,000	535,000	535,000	-
Debt Service - Revenue Bond	45,304	2,519,221	2,564,525	2,564,525	-
Debt Service - Gen Obligation Bond	3,876,841	-	3,876,841	3,876,841	-
	<u>3,922,145</u>	<u>3,054,221</u>	<u>6,976,366</u>	<u>6,976,366</u>	<u>-</u>
Total FY 2011-12 Budget	<u>\$ 49,915,500</u>	<u>\$ -</u>	<u>\$ 49,915,500</u>	<u>\$ 49,915,500</u>	<u>\$ -</u>



**SUMMARY OF BUDGET BY FUNCTIONAL CLASSIFICATION
CURRENT UNRESTRICTED FUNDS**

	2010-2011 BUDGET	2011-2012 BUDGET
TOTAL CURRENT UNRESTRICTED REVENUES	\$ 35,347,684	\$ 36,646,913
INSTRUCTION		
Academic Programs		
Faculty Salaries	4,781,897	5,009,800
Departmental Operating Expenses	274,732	319,192
	<u>5,056,629</u>	<u>5,328,992</u>
Vocational Technical Programs		
Faculty Salaries	4,121,791	4,257,926
Departmental Operating Expenses	1,237,599	1,455,344
Organized Activities Related to Instruction	617,380	613,745
	<u>5,976,770</u>	<u>6,327,015</u>
Total Instruction	<u>11,033,399</u>	<u>11,656,007</u>
INSTRUCTIONAL SUPPORT		
Library and Technical Support	863,065	819,329
Instructional Administration	1,350,385	1,188,865
	<u>13,246,849</u>	<u>13,664,201</u>
EXTENSION AND PUBLIC SERVICE	845,487	840,009
STUDENT SERVICES		
Operations	2,114,520	2,109,424
Scholarships	1,275,920	1,486,360
	<u>3,390,440</u>	<u>3,595,784</u>
INSTITUTIONAL SUPPORT		
General Institutional (includes contingency)	6,677,522	6,452,197
OPERATION AND MAINTENANCE OF PLANT		
Maintenance & Operations	2,527,695	2,074,676
Utilities	1,125,000	985,000
	<u>3,652,695</u>	<u>3,059,676</u>
GENERAL STAFF BENEFITS		
Group Health Insurance	749,398	2,071,344
Payroll Taxes	1,188,947	1,115,196
Other Staff Benefits	325,000	834,124
	<u>2,263,345</u>	<u>4,020,664</u>
TOTAL EDUCATION & GENERAL EXPENDITURES	<u>\$30,076,338</u>	<u>\$31,632,531</u>
AUXILIARY OPERATIONS	<u>1,613,474</u>	<u>1,578,161</u>
TRANSFERS OUT (IN):		
TPEG Tuition Grant	338,500	382,000
Debt Service Payments	2,564,612	2,564,525
Debt Service Interest Earnings	(55,240)	(45,304)
Deferred Maintenance Fund	300,000	0
Technology Replacement Fund	450,000	535,000
Other Non-Mandatory	60,000	0
TOTAL TRANSFERS	<u>3,657,872</u>	<u>3,436,221</u>
TOTAL EXPENDITURES AND TRANSFERS	<u>\$ 35,347,684</u>	<u>\$ 36,646,913</u>
REVENUE OVER (UNDER) EXPENDITURES	<u>\$ -</u>	<u>\$ -</u>



**SUMMARY OF BUDGET BY NATURAL CLASSIFICATION
CURRENT UNRESTRICTED FUNDS**

<u>DESCRIPTION</u>	<u>2010-2011 BUDGET</u>	<u>2011-2012 BUDGET</u>
State Appropriation	\$ 8,050,076	\$ 6,761,399
Federal Grants & Contracts	80,000	30,000
Tuition & Fees	8,930,180	10,957,003
Sales & Services	337,000	355,500
Taxes	15,980,000	16,960,000
Investment Income	615,308	367,151
Other Income	537,500	419,060
Auxiliary Revenue	736,620	746,800
Private Gifts and Grants	81,000	50,000
Total Revenue	35,347,684	36,646,913
Instructional Salaries	9,138,438	9,663,957
Professional Salaries	5,963,169	5,992,938
Classified Salaries	2,540,239	2,259,583
Other Salaries	1,271,801	1,225,077
Health Insurance	803,033	2,140,124
Retirement Benefits	165,000	636,000
Taxes & Other Benefits	1,378,337	1,343,289
Total Salaries & Benefits	21,260,017	23,260,968
Operating Supplies	1,277,707	1,081,238
Operating Expenses	3,188,148	2,848,086
Services	2,915,990	3,037,175
Utilities	1,315,233	1,159,476
Auxiliary Expenses	21,200	20,153
Student Financial Aid	1,275,920	1,496,360
Total Operating Expenses	9,994,198	9,642,488
Capital Equipment	300,537	191,956
Library Acquisitions	135,060	115,280
Total Capital	435,597	307,236
Mandatory Transfers	2,850,112	2,893,525
Non-Mandatory Transfers	807,760	542,696
Total Transfers	3,657,872	3,436,221
Excess Revenue Over Expenses	\$ -	\$ -



REVENUE BUDGET
Current Unrestricted Funds

	<u>2010-2011 Budget</u>	<u>2011-2012 Budget</u>
4001 STATE APPROPRIATION	\$ 8,050,076	\$ 6,761,399
Total State Appropriation	8,050,076	6,761,399
4251 FEDERAL IND COST RECOVERY	80,000	30,000
Total Federal Revenue	80,000	30,000
4301 CE FUNDABLE TUITION	788,396	1,035,032
4306 TUITION-IN DISTRICT	3,617,235	3,869,009
4307 TUITION-OUT OF DISTRICT	2,075,682	2,414,947
4308 TUITION-NON-RESIDENT	443,305	489,783
4310 EXEMPT-CHILD OF NURSING	(1,000)	(3,000)
4311 EXEMPT-HAZELWOOD	(25,000)	(45,000)
4312 EXEMPT-VALEDICTORIAN	(4,000)	(8,000)
4313 EXEMPT-BLIND/DEAF	(9,000)	(8,000)
4314 EXEMPT-FIREMEN	(15,000)	(30,000)
4315 EXEMPT-RES FOSTER CARE	(13,000)	(13,000)
4316 EXEMPT-DECEASED PUBLIC SERV	(1,500)	(1,500)
4317 EXEMPT-ADOPTED	(5,500)	(5,500)
4318 EXEMPT BOARD FEES (OPD)	-	(1,000)
4319 EXEMPT COMPETITIVE SCHOLAR	(60,000)	(85,000)
4320 EXEMPT-FEES	(17,000)	(22,000)
4321 EXEMPT-NURSING PRECEPTOR	(5,000)	(5,000)
4322 EXEMPT-POLICE OFFICER	(3,000)	(5,000)
4324 THIRD ATTEMPT SURCHARGE	105,000	140,000
4327 STUDENT USE FEE	956,201	1,883,780
4328 CE TECHNOLOGY FEE	1,210	1,210
4329 RAD TECH O/D TUITION WAIVER	-	(3,500)
4331 LAB FEES	155,000	165,000
4334 OC GLOBAL COURSE FEES	-	193,100
4341 PRIVATE INSTRUCTION FEE	13,000	13,000
4343 STUDENT INSURANCE	26,190	24,588
4344 ADD/DROP FEE	35,000	60,000
4345 LATE FEES	20,000	22,000
4347 FOREIGN APPLICATION FEE	-	-
4348 VCT/INTERNET FEE	400,000	400,000
4355 STUDENT ID FEES	2,000	5,000
4357 DOWN PAYMENT FORFEITURE	-	-
4368 EXEMPT-N/C HAZELWOOD	-	(3,000)
4378 DISCOUNT-N/C SR CITIZEN	(1,000)	(1,000)



REVENUE BUDGET
Current Unrestricted Funds

	<u>2010-2011 Budget</u>	<u>2011-2012 Budget</u>
4380 NONFUNDABLE CE TUITION	355,927	378,980
Total Tuition & Fees	<u>8,834,146</u>	<u>10,855,929</u>
4423 CHILDREN CTR INCOME	300,000	325,000
4424 COSMETOLOGY INCOME	21,000	21,000
4426 WELDING INCOME	-	3,500
4437 HAY SALES INCOME	7,500	1,000
4439 PRINTING FEES NON-TAXABLE	1,000	1,000
4455 VA REPORTING FEES	-	1,000
4486 TOWER RENTAL	7,500	3,000
Total Sales & Services	<u>337,000</u>	<u>355,500</u>
4510 MAINTENANCE TAX	15,800,000	16,745,000
4512 DELINQUENT TAX COLL COSTS	15,000	15,000
4513 TAX PENALTY & INTEREST REV	165,000	200,000
Total Ad Valorem Tax Revenue	<u>15,980,000</u>	<u>16,960,000</u>
4610 POOLED INVEST INTEREST	614,470	366,654
Total Investment Revenue	<u>614,470</u>	<u>366,654</u>
4700 VENDING REVENUE	18,000	23,000
4701 GED FEES	25,000	20,000
4702 OTHER TESTING FEES	20,000	15,000
4705 CAREER FAIR REG FEE	4,000	4,000
4706 CONT ED MISC FEES	500	500
4707 COMM RECREATION FEES	15,000	5,000
4708 COMM SS FITNESS FEES	2,500	-
4709 COMM REC CAMP FEES	40,000	45,000
4710 SPORTS CTR BLDG RENT	10,000	15,000
4711 COM REC DISCOUNTS	(10,000)	(25,000)
4712 GUEST/MISC FEES	15,000	15,000
4713 BUILDING LEASE INCOME	20,000	7,200
4714 SPORT CTR MEMBERSHIP	175,000	150,000
4718 VCT FACILITY FEES	20,000	5,000
4736 LRC LOST BK RECOVERY	1,000	500
4740 AUCTION PROCEEDS	5,000	-
4741 PARKING FINES	4,000	5,000
4747 GENERAL ROOM RENTAL	4,000	5,000
4749 RECITAL HALL RENTAL	2,000	1,000



REVENUE BUDGET
Current Unrestricted Funds

	<u>2010-2011</u> Budget	<u>2011-2012</u> Budget
4750 OTHER INCOME	7,500	13,360
4754 CE PEDI UPDATE BOOTH	400	400
4755 SPONSORSHIP REVENUE	20,500	-
4760 COMPASS TESTING FEES	50,000	50,000
4762 NURSE AIDE TESTING FEES	28,000	26,000
4764 DOT PHYSICAL EXAM FEES	8,000	25,000
4766 HVAC ON-LINE TEST FEES	100	100
4774 INTERNAL TRANSCRIPT FEES	1,000	1,000
4778 CE-ROOM RENTAL	1,000	2,000
4793 AUDITORIUM RENTAL	10,000	10,000
Total Other Income	497,500	419,060
4920 RESTRICTED GIFTS	30,000	25,000
4940 PRIVATE OPER GRANTS	51,000	25,000
Total Gifts & Grants	81,000	50,000
Total Revenue (Excluding Auxiliaries)	\$ 34,474,192	\$ 35,798,542
ATHLETICS REVENUE	13,000	2,500
BOOKSTORE REVENUE	160,000	180,000
FOOD SERVICE REVENUE	413,120	428,300
GOLF CENTER REVENUE	143,500	89,000
STUDENT ACTIVITIES REVENUE	143,872	148,571
Total Auxiliary Income	873,492	848,371
Total Unrestricted Revenue	\$ 35,347,684	\$ 36,646,913



**Current Unrestricted Expenditure Budgets
By Department (Excluding F/T Salaries)**

GL Account	Department Name	Object of Expenditure	2010-2011 Budget	2011-212 Budget
11 10100 5240	BOARD OF TRUSTEES	GENERAL SUPPLIES	4,442	3,776
11 10100 5322	BOARD OF TRUSTEES	TRAVEL-OUTSIDE SERV AREA	1,250	1,317
11 10100 5370	BOARD OF TRUSTEES	SOFTWARE MAINT AGREEMENT	1,008	800
11 10100 5409	BOARD OF TRUSTEES	ELECTION FEES	42,378	10,000
11 10100 5900	BOARD OF TRUSTEES	HEALTH INSUR BENEFIT	19,730	24,368
	Total		68,808	40,261
11 10101 5226	PRESIDENT	OFFICE SUPPLIES	1,200	1,200
11 10101 5301	PRESIDENT	POSTAGE ALLOCATION	540	465
11 10101 5311	PRESIDENT	DUES & MEMBERSHIPS	113	875
11 10101 5318	PRESIDENT	PUBLIC RELATIONS	12,132	6,752
11 10101 5322	PRESIDENT	TRAVEL-OUTSIDE SERV AREA	6,625	8,825
11 10101 5342	PRESIDENT	SPECIAL EVENTS	-	200
11 10101 5349	PRESIDENT	OFF CAMPUS BUSINESS EXP	200	170
11 10101 5442	PRESIDENT	INTERNAL PRINTING	325	275
11 10101 5512	PRESIDENT	TELEPHONE-LONG DISTANCE	50	40
	Total		21,185	18,802
11 10102 5226	VP-INSTRUCTION	OFFICE SUPPLIES	1,320	1,200
11 10102 5301	VP-INSTRUCTION	POSTAGE ALLOCATION	50	50
11 10102 5311	VP-INSTRUCTION	DUES & MEMBERSHIPS	600	600
11 10102 5318	VP-INSTRUCTION	PUBLIC RELATIONS	950	1,000
11 10102 5322	VP-INSTRUCTION	TRAVEL-OUTSIDE SERV AREA	750	600
11 10102 5349	VP-INSTRUCTION	OFF CAMPUS BUSINESS EXP	-	400
11 10102 5411	VP-INSTRUCTION	EXTERNAL PRINTING	-	150
11 10102 5442	VP-INSTRUCTION	INTERNAL PRINTING	469	300
11 10102 5450	VP-INSTRUCTION	MISC EXPENSE	600	600
11 10102 5512	VP-INSTRUCTION	TELEPHONE-LONG DISTANCE	100	75
	Total		4,839	4,975
11 10103 5226	VP-BUS AFFAIRS	OFFICE SUPPLIES	1,450	1,200
11 10103 5227	VP-BUS AFFAIRS	COPIER SUPPLIES	300	300
11 10103 5233	VP-BUS AFFAIRS	EXCESS COPIER USAGE	150	50
11 10103 5301	VP-BUS AFFAIRS	POSTAGE ALLOCATION	250	175
11 10103 5311	VP-BUS AFFAIRS	DUES & MEMBERSHIPS	270	240
11 10103 5318	VP-BUS AFFAIRS	PUBLIC RELATIONS	900	700
11 10103 5319	VP-BUS AFFAIRS	STAFF TRAINING	145	-
11 10103 5322	VP-BUS AFFAIRS	TRAVEL-OUTSIDE SERV AREA	1,200	1,350
11 10103 5349	VP-BUS AFFAIRS	OFF CAMPUS BUSINESS EXP	800	-
11 10103 5383	VP-BUS AFFAIRS	OPERATING LEASE	2,562	2,197
11 10103 5424	VP-BUS AFFAIRS	ADV-OTHER	1,500	1,350
11 10103 5440	VP-BUS AFFAIRS	INTERNAL CHARGEBACK	(1,650)	(1,650)
11 10103 5442	VP-BUS AFFAIRS	INTERNAL PRINTING	275	150
11 10103 5450	VP-BUS AFFAIRS	MISC EXPENSE	555	750



**Current Unrestricted Expenditure Budgets
By Department (Excluding F/T Salaries)**

GL Account	Department Name	Object of Expenditure	2010-2011 Budget	2011-212 Budget
11 10103 5512	VP-BUS AFFAIRS	TELEPHONE-LONG DISTANCE	150	100
	Total		8,857	6,912
11 10105 5170	CHIEF OF STAFF	FACULTY NON-INSTR STIPEND	-	10,000
11 10105 5226	CHIEF OF STAFF	OFFICE SUPPLIES	100	100
11 10105 5311	CHIEF OF STAFF	DUES & MEMBERSHIPS	100	100
11 10105 5318	CHIEF OF STAFF	PUBLIC RELATIONS	1,000	500
11 10105 5322	CHIEF OF STAFF	TRAVEL-OUTSIDE SERV AREA	1,500	1,000
11 10105 5349	CHIEF OF STAFF	OFF CAMPUS BUSINESS EXP	500	500
11 10105 5442	CHIEF OF STAFF	INTERNAL PRINTING	100	50
11 10105 5512	CHIEF OF STAFF	TELEPHONE-LONG DISTANCE	25	25
	Total		3,325	12,275
11 10210 5132	DEAN-ADMINISTRATION	CLASSIFIED-P/T	24,000	-
11 10210 5226	DEAN-ADMINISTRATION	OFFICE SUPPLIES	500	300
11 10210 5301	DEAN-ADMINISTRATION	POSTAGE ALLOCATION	25	25
11 10210 5311	DEAN-ADMINISTRATION	DUES & MEMBERSHIPS	1,225	75
11 10210 5318	DEAN-ADMINISTRATION	PUBLIC RELATIONS	400	200
11 10210 5322	DEAN-ADMINISTRATION	TRAVEL-OUTSIDE SERV AREA	800	1,200
11 10210 5354	DEAN-ADMINISTRATION	EQUIPMENT RENTAL	1,332	1,332
11 10210 5407	DEAN-ADMINISTRATION	CONTRACT SERVICES	7,750	4,750
11 10210 5442	DEAN-ADMINISTRATION	INTERNAL PRINTING	50	25
11 10210 5512	DEAN-ADMINISTRATION	TELEPHONE-LONG DISTANCE	25	20
	Total		36,107	7,927
11 10211 5151	HUMAN RESOURCES	NON-WORK STUDY	3,000	4,000
11 10211 5226	HUMAN RESOURCES	OFFICE SUPPLIES	2,680	2,500
11 10211 5228	HUMAN RESOURCES	SUBSCRIPTIONS	250	200
11 10211 5233	HUMAN RESOURCES	EXCESS COPIER USAGE	110	110
11 10211 5240	HUMAN RESOURCES	GENERAL SUPPLIES	1,410	1,500
11 10211 5301	HUMAN RESOURCES	POSTAGE ALLOCATION	1,800	1,200
11 10211 5311	HUMAN RESOURCES	DUES & MEMBERSHIPS	200	-
11 10211 5319	HUMAN RESOURCES	STAFF TRAINING	-	800
11 10211 5322	HUMAN RESOURCES	TRAVEL-OUTSIDE SERV AREA	2,300	800
11 10211 5349	HUMAN RESOURCES	OFF CAMPUS BUSINESS EXP	75	50
11 10211 5370	HUMAN RESOURCES	SOFTWARE MAINT AGREEMENT	31,200	34,500
11 10211 5383	HUMAN RESOURCES	OPERATING LEASE	2,053	1,885
11 10211 5407	HUMAN RESOURCES	CONTRACT SERVICES	3,000	3,000
11 10211 5411	HUMAN RESOURCES	EXTERNAL PRINTING	100	75
11 10211 5424	HUMAN RESOURCES	ADV-OTHER	21,000	20,000
11 10211 5442	HUMAN RESOURCES	INTERNAL PRINTING	500	300
11 10211 5512	HUMAN RESOURCES	TELEPHONE-LONG DISTANCE	100	100
	Total		69,778	71,020



**Current Unrestricted Expenditure Budgets
By Department (Excluding F/T Salaries)**

GL Account	Department Name	Object of Expenditure	2010-2011 Budget	2011-212 Budget
11 10225 5223	ACCOUNTING	SOFTWARE & COMPUTER SUPPLIES	350	-
11 10225 5226	ACCOUNTING	OFFICE SUPPLIES	2,750	2,000
11 10225 5301	ACCOUNTING	POSTAGE ALLOCATION	75	75
11 10225 5319	ACCOUNTING	STAFF TRAINING	750	750
11 10225 5322	ACCOUNTING	TRAVEL-OUTSIDE SERV AREA	1,400	1,600
11 10225 5349	ACCOUNTING	OFF CAMPUS BUSINESS EXP	25	-
11 10225 5383	ACCOUNTING	OPERATING LEASE	992	992
11 10225 5442	ACCOUNTING	INTERNAL PRINTING	200	200
11 10225 5512	ACCOUNTING	TELEPHONE-LONG DISTANCE	35	20
	Total		6,577	5,637
11 10240 5132	PURCHASING	CLASSIFIED-P/T	12,569	8,312
11 10240 5151	PURCHASING	NON-WORK STUDY	11,513	7,533
11 10240 5226	PURCHASING	OFFICE SUPPLIES	3,976	3,700
11 10240 5233	PURCHASING	EXCESS COPIER USAGE	9	200
11 10240 5301	PURCHASING	POSTAGE ALLOCATION	2,500	2,300
11 10240 5311	PURCHASING	DUES & MEMBERSHIPS	1,450	1,450
11 10240 5322	PURCHASING	TRAVEL-OUTSIDE SERV AREA	2,050	1,050
11 10240 5383	PURCHASING	OPERATING LEASE	2,053	2,053
11 10240 5424	PURCHASING	ADV-OTHER	8,950	5,600
11 10240 5442	PURCHASING	INTERNAL PRINTING	100	100
11 10240 5512	PURCHASING	TELEPHONE-LONG DISTANCE	200	200
11 10240 5514	PURCHASING	CELLULAR ACCESS	960	960
	Total		46,330	33,458
11 10250 5132	CASHIERS	CLASSIFIED-P/T	9,871	9,871
11 10250 5151	CASHIERS	NON-WORK STUDY	7,545	7,545
11 10250 5226	CASHIERS	OFFICE SUPPLIES	5,500	3,700
11 10250 5233	CASHIERS	EXCESS COPIER USAGE	15	-
11 10250 5240	CASHIERS	GENERAL SUPPLIES	6,435	4,445
11 10250 5301	CASHIERS	POSTAGE ALLOCATION	4,200	2,471
11 10250 5322	CASHIERS	TRAVEL-OUTSIDE SERV AREA	1,469	750
11 10250 5371	CASHIERS	EQUIP MAINT AGREEMENT	1,915	500
11 10250 5383	CASHIERS	OPERATING LEASE	1,885	1,885
11 10250 5402	CASHIERS	TAX OFFICE EXPENSE	26,688	27,173
11 10250 5411	CASHIERS	EXTERNAL PRINTING	1,000	850
11 10250 5428	CASHIERS	HERRING BNK CARD FEES	15,000	15,000
11 10250 5429	CASHIERS	BANK FINANCE CHARGE	100	100
11 10250 5430	CASHIERS	CHECK COLLECTION EXP	7,000	7,000
11 10250 5431	CASHIERS	AMERICAN EXPRESS FEES	1,000	1,000
11 10250 5432	CASHIERS	VISA/MASTER CARD FEES	20,000	15,000
11 10250 5433	CASHIERS	DISCOVER CARD FEES	1,000	1,000
11 10250 5434	CASHIERS	OFFICIAL PMTS SERV CHG	-	10,000
11 10250 5442	CASHIERS	INTERNAL PRINTING	350	100



**Current Unrestricted Expenditure Budgets
By Department (Excluding F/T Salaries)**

GL Account	Department Name	Object of Expenditure	2010-2011 Budget	2011-212 Budget
11 10250 5512	CASHIERS	TELEPHONE-LONG DISTANCE	75	50
	Total		111,047	108,440
11 10300 5223	INST RESEARCH/EFFECT	SOFTWARE & COMPUTER SUPPLIES	21,847	22,647
11 10300 5226	INST RESEARCH/EFFECT	OFFICE SUPPLIES	3,250	3,250
11 10300 5240	INST RESEARCH/EFFECT	GENERAL SUPPLIES	7,030	6,040
11 10300 5301	INST RESEARCH/EFFECT	POSTAGE ALLOCATION	900	800
11 10300 5311	INST RESEARCH/EFFECT	DUES & MEMBERSHIPS	4,505	4,500
11 10300 5322	INST RESEARCH/EFFECT	TRAVEL-OUTSIDE SERV AREA	2,500	1,500
11 10300 5349	INST RESEARCH/EFFECT	OFF CAMPUS BUSINESS EXP	700	300
11 10300 5407	INST RESEARCH/EFFECT	CONTRACT SERVICES	7,000	1,150
11 10300 5411	INST RESEARCH/EFFECT	EXTERNAL PRINTING	1,828	2,500
11 10300 5442	INST RESEARCH/EFFECT	INTERNAL PRINTING	3,000	2,500
11 10300 5512	INST RESEARCH/EFFECT	TELEPHONE-LONG DISTANCE	50	50
	Total		52,610	45,237
11 10305 5151	MEDIA RELATIONS	NON-WORK STUDY	13,404	12,000
11 10305 5223	MEDIA RELATIONS	SOFTWARE & COMPUTER SUPPLIES	2,000	1,700
11 10305 5226	MEDIA RELATIONS	OFFICE SUPPLIES	2,200	1,800
11 10305 5228	MEDIA RELATIONS	SUBSCRIPTIONS	2,865	2,400
11 10305 5240	MEDIA RELATIONS	GENERAL SUPPLIES	4,560	3,700
11 10305 5301	MEDIA RELATIONS	POSTAGE ALLOCATION	6,270	6,270
11 10305 5311	MEDIA RELATIONS	DUES & MEMBERSHIPS	750	702
11 10305 5318	MEDIA RELATIONS	PUBLIC RELATIONS	400	300
11 10305 5322	MEDIA RELATIONS	TRAVEL-OUTSIDE SERV AREA	2,750	-
11 10305 5349	MEDIA RELATIONS	OFF CAMPUS BUSINESS EXP	450	305
11 10305 5371	MEDIA RELATIONS	EQUIP MAINT AGREEMENT	1,585	1,585
11 10305 5383	MEDIA RELATIONS	OPERATING LEASE	9,900	9,900
11 10305 5407	MEDIA RELATIONS	CONTRACT SERVICES	15,000	15,000
11 10305 5408	MEDIA RELATIONS	OTHER PROF'L FEES	177,000	150,000
11 10305 5411	MEDIA RELATIONS	EXTERNAL PRINTING	47,558	30,000
11 10305 5412	MEDIA RELATIONS	CATALOG PRINTING	2,635	-
11 10305 5413	MEDIA RELATIONS	CREDIT SCHED PRINTING	12,815	12,000
11 10305 5414	MEDIA RELATIONS	N/C SCHEDULE PRINTING	18,885	18,000
11 10305 5420	MEDIA RELATIONS	ADV-CHARGEBACK	(14,000)	(14,000)
11 10305 5421	MEDIA RELATIONS	ADV-CREDIT	300,000	280,000
11 10305 5422	MEDIA RELATIONS	ADV-NON CREDIT	30,000	30,000
11 10305 5424	MEDIA RELATIONS	ADV-OTHER	9,500	9,400
11 10305 5425	MEDIA RELATIONS	ADV-RECREATION	5,200	5,000
11 10305 5427	MEDIA RELATIONS	ADV AGENCY FEES	37,000	20,000
11 10305 5440	MEDIA RELATIONS	INTERNAL CHARGEBACK	(23,108)	(14,000)
11 10305 5442	MEDIA RELATIONS	INTERNAL PRINTING	700	500
11 10305 5450	MEDIA RELATIONS	MISC EXPENSE	225	175
11 10305 5511	MEDIA RELATIONS	TELEPHONE-EQUIPMENT	150	-



**Current Unrestricted Expenditure Budgets
By Department (Excluding F/T Salaries)**

GL Account	Department Name	Object of Expenditure	2010-2011 Budget	2011-2012 Budget
11 10305 5512	MEDIA RELATIONS	TELEPHONE-LONG DISTANCE	-	50
	Total		666,694	582,787
11 10306 5223	INST ADVANCEMENT	SOFTWARE & COMPUTER SUPPLIES	-	1,700
11 10306 5226	INST ADVANCEMENT	OFFICE SUPPLIES	-	800
11 10306 5228	INST ADVANCEMENT	SUBSCRIPTIONS	-	500
11 10306 5240	INST ADVANCEMENT	GENERAL SUPPLIES	-	3,000
11 10306 5301	INST ADVANCEMENT	POSTAGE ALLOCATION	-	1,500
11 10306 5311	INST ADVANCEMENT	DUES & MEMBERSHIPS	-	850
11 10306 5318	INST ADVANCEMENT	PUBLIC RELATIONS	-	8,400
11 10306 5322	INST ADVANCEMENT	TRAVEL-OUTSIDE SERV AREA	-	700
11 10306 5342	INST ADVANCEMENT	SPECIAL EVENTS	-	10,342
11 10306 5349	INST ADVANCEMENT	OFF CAMPUS BUSINESS EXP	-	100
11 10306 5405	INST ADVANCEMENT	ENTERTAINMENT EXP	-	1,000
11 10306 5411	INST ADVANCEMENT	EXTERNAL PRINTING	-	1,000
11 10306 5442	INST ADVANCEMENT	INTERNAL PRINTING	-	700
11 10306 5512	INST ADVANCEMENT	TELEPHONE-LONG DISTANCE	-	25
	Total		-	30,617
11 10307 5223	COMM/GRANTS DEV	SOFTWARE & COMPUTER SUPPLIES	1,482	700
11 10307 5226	COMM/GRANTS DEV	OFFICE SUPPLIES	2,000	-
11 10307 5228	COMM/GRANTS DEV	SUBSCRIPTIONS	615	-
11 10307 5240	COMM/GRANTS DEV	GENERAL SUPPLIES	4,342	500
11 10307 5301	COMM/GRANTS DEV	POSTAGE ALLOCATION	4,200	500
11 10307 5311	COMM/GRANTS DEV	DUES & MEMBERSHIPS	900	500
11 10307 5318	COMM/GRANTS DEV	PUBLIC RELATIONS	18,083	500
11 10307 5322	COMM/GRANTS DEV	TRAVEL-OUTSIDE SERV AREA	3,386	-
11 10307 5342	COMM/GRANTS DEV	SPECIAL EVENTS	13,790	-
11 10307 5349	COMM/GRANTS DEV	OFF CAMPUS BUSINESS EXP	133	700
11 10307 5370	COMM/GRANTS DEV	SOFTWARE MAINT AGREEMENT	4,768	3,900
11 10307 5405	COMM/GRANTS DEV	ENTERTAINMENT EXP	105	500
11 10307 5408	COMM/GRANTS DEV	OTHER PROF'L FEES	39,600	39,600
11 10307 5411	COMM/GRANTS DEV	EXTERNAL PRINTING	1,800	200
11 10307 5442	COMM/GRANTS DEV	INTERNAL PRINTING	2,100	200
11 10307 5512	COMM/GRANTS DEV	TELEPHONE-LONG DISTANCE	50	25
	Total		97,352	47,825
11 10310 5301	GRADUATION	POSTAGE ALLOCATION	700	700
11 10310 5312	GRADUATION	GRADUATION EXP	8,200	8,200
11 10310 5350	GRADUATION	AWARDS	20,000	20,000
	Total		28,900	28,900
11 10312 5240	EMPLOYEE RECOGNITION	GENERAL SUPPLIES	14,000	2,600
11 10312 5301	EMPLOYEE RECOGNITION	POSTAGE ALLOCATION	250	100



**Current Unrestricted Expenditure Budgets
By Department (Excluding F/T Salaries)**

GL Account	Department Name	Object of Expenditure	2010-2011 Budget	2011-212 Budget
11 10312 5308	EMPLOYEE RECOGNITION	CATERING	11,100	10,000
11 10312 5349	EMPLOYEE RECOGNITION	OFF CAMPUS BUSINESS EXP	150	100
11 10312 5350	EMPLOYEE RECOGNITION	AWARDS	10,650	10,500
11 10312 5442	EMPLOYEE RECOGNITION	INTERNAL PRINTING	500	500
	Total		36,650	23,800
11 10314 5314	STUDENT RECOGNITION	STUDENT RECOGNITION CER EXP	-	7,000
	Total		-	7,000
11 10315 5311	INSTIT MEMBERSHIPS	DUES & MEMBERSHIPS	44,000	44,000
	Total		44,000	44,000
11 10320 5226	PROF'L DEVELOPMENT	OFFICE SUPPLIES	500	500
11 10320 5227	PROF'L DEVELOPMENT	COPIER SUPPLIES	600	600
11 10320 5233	PROF'L DEVELOPMENT	EXCESS COPIER USAGE	1,500	1,500
11 10320 5240	PROF'L DEVELOPMENT	GENERAL SUPPLIES	14,925	20,000
11 10320 5301	PROF'L DEVELOPMENT	POSTAGE ALLOCATION	300	300
11 10320 5311	PROF'L DEVELOPMENT	DUES & MEMBERSHIPS	500	500
11 10320 5318	PROF'L DEVELOPMENT	PUBLIC RELATIONS	4,000	3,000
11 10320 5322	PROF'L DEVELOPMENT	TRAVEL-OUTSIDE SERV AREA	1,500	1,500
11 10320 5349	PROF'L DEVELOPMENT	OFF CAMPUS BUSINESS EXP	1,000	500
11 10320 5369	PROF'L DEVELOPMENT	OTHER OPER EXP	12,000	6,000
11 10320 5407	PROF'L DEVELOPMENT	CONTRACT SERVICES	-	1,000
11 10320 5442	PROF'L DEVELOPMENT	INTERNAL PRINTING	500	500
11 10320 5512	PROF'L DEVELOPMENT	TELEPHONE-LONG DISTANCE	300	300
	Total		37,625	36,200
11 10325 5325	STAFF RECRUITING	RECRUITING TRAVEL	1,651	-
11 10325 5369	STAFF RECRUITING	OTHER OPER EXP	2,223	-
	Total		3,874	-
11 10330 5170	FACULTY SENATE	FACULTY NON-INSTR STIPEND	1,200	-
11 10330 5314	FACULTY SENATE	STUDENT RECOGNITION CER EXP	8,000	-
11 10330 5315	FACULTY SENATE	ORGANIZATIONAL EXP	188	160
	Total		9,388	160
11 10331 5315	ORG PROF STAFF	ORGANIZATIONAL EXP	282	239
	Total		282	239
11 10332 5315	ORG SEC/CLERKS	ORGANIZATIONAL EXP	360	306
	Total		360	306
11 10333 5315	ORG MAINT EMP	ORGANIZATIONAL EXP	280	238
	Total		280	238



**Current Unrestricted Expenditure Budgets
By Department (Excluding F/T Salaries)**

GL Account		Department Name	Object of Expenditure	2010-2011 Budget	2011-2012 Budget
11	10340	5406	LEGAL EXP		
			LEGAL FEES	34,000	34,000
			Total	34,000	34,000
11	10342	5228	HEALTH & SAFETY		
			SUBSCRIPTIONS	7,750	7,550
11	10342	5240	HEALTH & SAFETY		
			GENERAL SUPPLIES	8,950	5,000
11	10342	5301	HEALTH & SAFETY		
			POSTAGE ALLOCATION	25	25
11	10342	5322	HEALTH & SAFETY		
			TRAVEL-OUTSIDE SERV AREA	800	400
11	10342	5349	HEALTH & SAFETY		
			OFF CAMPUS BUSINESS EXP	75	800
11	10342	5407	HEALTH & SAFETY		
			CONTRACT SERVICES	5,250	4,000
11	10342	5442	HEALTH & SAFETY		
			INTERNAL PRINTING	500	500
			Total	23,350	18,275
11	10344	5401	AUDIT		
			AUDIT FEES	55,000	55,000
			Total	55,000	55,000
11	10348	5403	TAX APPRAISAL		
			TAX APPRAISAL FEES	190,271	196,810
			Total	190,271	196,810
11	10350	5132	CAMPUS POLICE		
			CLASSIFIED-P/T	14,700	11,200
11	10350	5226	CAMPUS POLICE		
			OFFICE SUPPLIES	190	100
11	10350	5240	CAMPUS POLICE		
			GENERAL SUPPLIES	2,969	1,900
11	10350	5262	CAMPUS POLICE		
			UNIFORMS	1,560	2,000
11	10350	5301	CAMPUS POLICE		
			POSTAGE ALLOCATION	75	50
11	10350	5311	CAMPUS POLICE		
			DUES & MEMBERSHIPS	50	50
11	10350	5340	CAMPUS POLICE		
			INSURANCE	100	100
11	10350	5349	CAMPUS POLICE		
			OFF CAMPUS BUSINESS EXP	5,000	4,860
11	10350	5352	CAMPUS POLICE		
			EQUIPMENT RENTAL	13,200	-
11	10350	5362	CAMPUS POLICE		
			EQUIP REPAIRS	200	50
11	10350	5383	CAMPUS POLICE		
			OPERATING LEASE	992	992
11	10350	5442	CAMPUS POLICE		
			INTERNAL PRINTING	100	100
11	10350	5512	CAMPUS POLICE		
			TELEPHONE-LONG DISTANCE	30	50
11	10350	5514	CAMPUS POLICE		
			CELLULAR ACCESS	1,380	1,380
			Total	40,546	22,832
11	10352	5226	POST OFFICE		
			OFFICE SUPPLIES	275	261
11	10352	5240	POST OFFICE		
			GENERAL SUPPLIES	650	553
11	10352	5300	POST OFFICE		
			POSTAGE PURCHASE	65,000	55,000
11	10352	5301	POST OFFICE		
			POSTAGE ALLOCATION	(65,000)	(55,000)
11	10352	5349	POST OFFICE		
			OFF CAMPUS BUSINESS EXP	150	150
11	10352	5383	POST OFFICE		
			OPERATING LEASE	15,504	10,612
			Total	16,579	11,576
11	10353	5226	PRINTING		
			OFFICE SUPPLIES	250	100



**Current Unrestricted Expenditure Budgets
By Department (Excluding F/T Salaries)**

GL Account	Department Name	Object of Expenditure	2010-2011 Budget	2011-2012 Budget
11 10353 5227	PRINTING	COPIER SUPPLIES	20,000	12,000
11 10353 5233	PRINTING	EXCESS COPIER USAGE	8,000	3,200
11 10353 5240	PRINTING	GENERAL SUPPLIES	100	100
11 10353 5362	PRINTING	EQUIP REPAIRS	600	200
11 10353 5383	PRINTING	OPERATING LEASE	34,210	31,746
11 10353 5440	PRINTING	INTERNAL CHARGEBACK	(68,000)	(53,000)
	Total		(4,840)	(5,654)
11 10355 5240	PHONE SERVICES	GENERAL SUPPLIES	454	300
11 10355 5512	PHONE SERVICES	TELEPHONE-LONG DISTANCE	500	500
11 10355 5516	PHONE SERVICES	TELEPHONE LINE CHGS	27,700	30,000
	Total		28,654	30,800
11 10356 5132	FACILITY CONTRACTS	CLASSIFIED-P/T	-	-
11 10356 5151	FACILITY CONTRACTS	NON-WORK STUDY	9,360	7,950
11 10356 5226	FACILITY CONTRACTS	OFFICE SUPPLIES	300	255
11 10356 5240	FACILITY CONTRACTS	GENERAL SUPPLIES	4,800	4,000
11 10356 5262	FACILITY CONTRACTS	UNIFORMS	2,600	2,210
11 10356 5301	FACILITY CONTRACTS	POSTAGE ALLOCATION	50	42
11 10356 5357	FACILITY CONTRACTS	RECYCLING EXP	5,000	3,900
11 10356 5442	FACILITY CONTRACTS	INTERNAL PRINTING	100	85
11 10356 5512	FACILITY CONTRACTS	TELEPHONE-LONG DISTANCE	50	42
11 10356 5514	FACILITY CONTRACTS	CELLULAR ACCESS	900	900
	Total		23,160	19,384
11 10359 5240	TRANSPORTATION	GENERAL SUPPLIES	2,972	2,526
11 10359 5241	TRANSPORTATION	OIL AND GAS	70,000	60,000
11 10359 5249	TRANSPORTATION	SMALL TOOLS < \$100	1,710	1,454
11 10359 5319	TRANSPORTATION	STAFF TRAINING	90	800
11 10359 5362	TRANSPORTATION	EQUIP REPAIRS	54,000	48,000
11 10359 5383	TRANSPORTATION	OPERATING LEASE	6,230	5,880
11 10359 5407	TRANSPORTATION	CONTRACT SERVICES	15,618	2,500
11 10359 5440	TRANSPORTATION	INTERNAL CHARGEBACK	(70,000)	(70,000)
11 10359 5442	TRANSPORTATION	INTERNAL PRINTING	50	-
11 10359 5514	TRANSPORTATION	CELLULAR ACCESS	1,200	1,200
	Total		81,870	52,360
11 10361 5132	INFO TECHNOLOGY	CLASSIFIED-P/T	3,500	-
11 10361 5151	INFO TECHNOLOGY	NON-WORK STUDY	3,580	-
11 10361 5223	INFO TECHNOLOGY	SOFTWARE & COMPUTER SUPPLIES	12,521	8,188
11 10361 5226	INFO TECHNOLOGY	OFFICE SUPPLIES	750	635
11 10361 5228	INFO TECHNOLOGY	SUBSCRIPTIONS	4,624	4,224
11 10361 5235	INFO TECHNOLOGY	TELEPHONE SUPPLIES	6,760	3,760
11 10361 5239	INFO TECHNOLOGY	REPAIR SUPPLIES	15,240	15,000



**Current Unrestricted Expenditure Budgets
By Department (Excluding F/T Salaries)**

GL Account	Department Name	Object of Expenditure	2010-2011 Budget	2011-212 Budget
11 10361 5240	INFO TECHNOLOGY	GENERAL SUPPLIES	6,387	4,000
11 10361 5262	INFO TECHNOLOGY	UNIFORMS	3,000	-
11 10361 5301	INFO TECHNOLOGY	POSTAGE ALLOCATION	60	50
11 10361 5311	INFO TECHNOLOGY	DUES & MEMBERSHIPS	600	800
11 10361 5319	INFO TECHNOLOGY	STAFF TRAINING	13,480	8,250
11 10361 5322	INFO TECHNOLOGY	TRAVEL-OUTSIDE SERV AREA	10,510	4,900
11 10361 5349	INFO TECHNOLOGY	OFF CAMPUS BUSINESS EXP	470	350
11 10361 5370	INFO TECHNOLOGY	SOFTWARE MAINT AGREEMENT	371,917	410,826
11 10361 5371	INFO TECHNOLOGY	EQUIP MAINT AGREEMENT	118,068	116,288
11 10361 5407	INFO TECHNOLOGY	CONTRACT SERVICES	9,000	61,800
11 10361 5442	INFO TECHNOLOGY	INTERNAL PRINTING	94	80
11 10361 5512	INFO TECHNOLOGY	TELEPHONE-LONG DISTANCE	48	40
11 10361 5517	INFO TECHNOLOGY	ISP CHARGES	62,964	47,700
	Total		643,573	686,891
11 10370 5133	GEN INSTITUTIONAL	T EXP : CLASSIFIED-O/	31,500	12,000
11 10370 5175	GEN INSTITUTIONAL	MERIT BONUS	150,000	150,000
11 10370 5318	GEN INSTITUTIONAL	PUBLIC RELATIONS	8,400	2,500
11 10370 5348	GEN INSTITUTIONAL	PERM BASIN FAIR EXP	4,800	4,000
11 10370 5369	GEN INSTITUTIONAL	OTHER OPER EXP	10,000	10,000
11 10370 5450	GEN INSTITUTIONAL	MISC EXPENSE	2,415	50,000
11 10370 5912	GEN INSTITUTIONAL	TUIT & FEE ASSISTANCE	35,000	35,000
11 10370 6095	OPER : GEN INSTI	T EXP : GENERAL FURNI	25,405	20,000
	Total		267,520	283,500
11 10379 5226	SACS	OFFICE SUPPLIES	1,675	1,325
11 10379 5301	SACS	POSTAGE ALLOCATION	75	800
11 10379 5322	SACS	TRAVEL-OUTSIDE SERV AREA	10,650	19,825
11 10379 5349	SACS	OFF CAMPUS BUSINESS EXP	-	1,046
11 10379 5407	SACS	CONTRACT SERVICES	8,275	1,500
11 10379 5442	SACS	INTERNAL PRINTING	500	500
11 10379 5450	SACS	MISC EXPENSE	-	5,500
	Total		21,175	30,496
11 10389 5408	2009 REFUNDING BOND	OTHER PROF'L FEES	1,700	1,000
	Total		1,700	1,000
11 10390 5388	CONTINGENCY	CONTINGENT EXP	299,628	645,000
	Total		299,628	645,000
11 10399 5900	GEN INSTITUTIONAL	HEALTH INSUR BENEFIT	574,886	1,738,000
11 10399 5902	GEN INSTITUTIONAL	FICA MATCHING	940,063	886,452
11 10399 5903	GEN INSTITUTIONAL	MEDICARE MATCHING	248,884	228,744
11 10399 5907	GEN INSTITUTIONAL	UNEMPLOYMENT BENEFITS	25,000	35,000



**Current Unrestricted Expenditure Budgets
By Department (Excluding F/T Salaries)**

GL Account	Department Name	Object of Expenditure	2010-2011 Budget	2011-2012 Budget
11 10399 5908	GEN INSTITUTIONAL	WORKERS COMP BENEFITS	99,413	78,124
11 10399 5910	GEN INSTITUTIONAL	COMP ABSENCES PMT	39,133	50,000
11 10399 5920	GEN INSTITUTIONAL	ORP SUPPLEMENT	50,000	47,000
11 10399 5930	GEN INSTITUTIONAL	TRS/ORP NON-GR	85,000	77,000
11 10399 5931	GEN INSTITUTIONAL	TRS/ORP STATE SHORTFALL	-	472,000
11 10399 5935	GEN INSTITUTIONAL	TRS NEW EMP MATCH	20,000	30,000
11 10399 5940	GEN INSTITUTIONAL	ERS 1% INS SURCHARGE	-	150,810
11 10399 5950	GEN INSTITUTIONAL	T BENEFITS : TAX SHELTER ANNUITY	10,000	10,000
	Total		2,092,379	3,803,130
11 20104 5151	VP STU SERVICES	NON-WORK STUDY	1,932	-
11 20104 5226	VP STU SERVICES	OFFICE SUPPLIES	400	350
11 20104 5240	VP STU SERVICES	GENERAL SUPPLIES	350	400
11 20104 5301	VP STU SERVICES	POSTAGE ALLOCATION	100	55
11 20104 5311	VP STU SERVICES	DUES & MEMBERSHIPS	700	700
11 20104 5318	VP STU SERVICES	PUBLIC RELATIONS	455	425
11 20104 5322	VP STU SERVICES	TRAVEL-OUTSIDE SERV AREA	2,000	500
11 20104 5349	VP STU SERVICES	OFF CAMPUS BUSINESS EXP	50	50
11 20104 5411	VP STU SERVICES	EXTERNAL PRINTING	350	250
11 20104 5442	VP STU SERVICES	INTERNAL PRINTING	400	200
11 20104 5450	VP STU SERVICES	MISC EXPENSE	1,800	3,300
11 20104 5512	VP STU SERVICES	TELEPHONE-LONG DISTANCE	50	40
	Total		8,587	6,270
11 22100 5151	REGISTRAR	NON-WORK STUDY	6,068	8,000
11 22100 5223	REGISTRAR	SOFTWARE & COMPUTER SUPPLIES	600	450
11 22100 5226	REGISTRAR	OFFICE SUPPLIES	4,800	4,500
11 22100 5233	REGISTRAR	EXCESS COPIER USAGE	159	150
11 22100 5240	REGISTRAR	GENERAL SUPPLIES	1,500	1,500
11 22100 5301	REGISTRAR	POSTAGE ALLOCATION	3,565	3,565
11 22100 5311	REGISTRAR	DUES & MEMBERSHIPS	1,100	1,000
11 22100 5316	REGISTRAR	REGISTRATION EXP	3,787	2,500
11 22100 5322	REGISTRAR	TRAVEL-OUTSIDE SERV AREA	3,800	2,550
11 22100 5349	REGISTRAR	OFF CAMPUS BUSINESS EXP	700	600
11 22100 5383	REGISTRAR	OPERATING LEASE	1,998	1,885
11 22100 5407	REGISTRAR	CONTRACT SERVICES	13,600	2,000
11 22100 5411	REGISTRAR	EXTERNAL PRINTING	3,700	3,500
11 22100 5442	REGISTRAR	INTERNAL PRINTING	750	750
11 22100 5512	REGISTRAR	TELEPHONE-LONG DISTANCE	235	235
	Total		46,362	33,185
11 22200 5308	ACHIEVING THE DREAM	CATERING	1,500	1,025
11 22200 5322	ACHIEVING THE DREAM	TRAVEL-OUTSIDE SERV AREA	5,000	4,500
	Total		6,500	5,525



**Current Unrestricted Expenditure Budgets
By Department (Excluding F/T Salaries)**

GL Account	Department Name	Object of Expenditure	2010-2011 Budget	2011-212 Budget
11 22300 5151	ENROLL MANAGEMENT	NON-WORK STUDY	25,000	25,000
11 22300 5223	ENROLL MANAGEMENT	SOFTWARE & COMPUTER SUPPLIES	2,750	1,000
11 22300 5226	ENROLL MANAGEMENT	OFFICE SUPPLIES	3,000	1,500
11 22300 5240	ENROLL MANAGEMENT	GENERAL SUPPLIES	1,500	1,000
11 22300 5301	ENROLL MANAGEMENT	POSTAGE ALLOCATION	1,400	1,500
11 22300 5318	ENROLL MANAGEMENT	PUBLIC RELATIONS	26,755	21,300
11 22300 5322	ENROLL MANAGEMENT	TRAVEL-OUTSIDE SERV AREA	8,119	2,100
11 22300 5342	ENROLL MANAGEMENT	SPECIAL EVENTS	22,604	-
11 22300 5349	ENROLL MANAGEMENT	OFF CAMPUS BUSINESS EXP	3,000	3,000
11 22300 5411	ENROLL MANAGEMENT	EXTERNAL PRINTING	2,397	1,500
11 22300 5442	ENROLL MANAGEMENT	INTERNAL PRINTING	1,000	1,000
11 22300 5512	ENROLL MANAGEMENT	TELEPHONE-LONG DISTANCE	50	50
	Total		97,575	58,950
11 22302 5151	WRANGLER EXPRESS	NON-WORK STUDY	18,000	13,000
11 22302 5223	WRANGLER EXPRESS	SOFTWARE & COMPUTER SUPPLIES	1,500	2,000
11 22302 5226	WRANGLER EXPRESS	OFFICE SUPPLIES	2,000	1,500
11 22302 5240	WRANGLER EXPRESS	GENERAL SUPPLIES	6,488	6,500
11 22302 5301	WRANGLER EXPRESS	POSTAGE ALLOCATION	300	300
11 22302 5322	WRANGLER EXPRESS	TRAVEL-OUTSIDE SERV AREA	-	700
11 22302 5383	WRANGLER EXPRESS	OPERATING LEASE	2,279	2,279
11 22302 5411	WRANGLER EXPRESS	EXTERNAL PRINTING	800	800
11 22302 5442	WRANGLER EXPRESS	INTERNAL PRINTING	1,000	600
11 22302 5512	WRANGLER EXPRESS	TELEPHONE-LONG DISTANCE	100	100
	Total		32,467	27,779
11 22304 5173	STUDENT SUCCESS	COURSE DEV STIPEND	-	600
11 22304 5223	STUDENT SUCCESS	SOFTWARE & COMPUTER SUPPLIES	-	1,000
11 22304 5226	STUDENT SUCCESS	OFFICE SUPPLIES	-	1,000
11 22304 5240	STUDENT SUCCESS	GENERAL SUPPLIES	-	1,000
11 22304 5301	STUDENT SUCCESS	POSTAGE ALLOCATION	-	1,000
11 22304 5318	STUDENT SUCCESS	PUBLIC RELATIONS	-	2,000
11 22304 5322	STUDENT SUCCESS	TRAVEL-OUTSIDE SERV AREA	-	2,500
11 22304 5411	STUDENT SUCCESS	EXTERNAL PRINTING	-	1,000
11 22304 5442	STUDENT SUCCESS	INTERNAL PRINTING	-	1,000
11 22304 5512	STUDENT SUCCESS	TELEPHONE-LONG DISTANCE	-	50
	Total		-	11,150
11 22305 5151	ADMISSIONS	NON-WORK STUDY	3,125	3,125
11 22305 5223	ADMISSIONS	SOFTWARE & COMPUTER SUPPLIES	1,500	1,500
11 22305 5226	ADMISSIONS	OFFICE SUPPLIES	2,500	2,000
11 22305 5233	ADMISSIONS	EXCESS COPIER USAGE	50	-
11 22305 5240	ADMISSIONS	GENERAL SUPPLIES	1,500	1,000



**Current Unrestricted Expenditure Budgets
By Department (Excluding F/T Salaries)**

GL Account	Department Name	Object of Expenditure	2010-2011 Budget	2011-212 Budget
11 22305 5301	ADMISSIONS	POSTAGE ALLOCATION	2,550	2,000
11 22305 5311	ADMISSIONS	DUES & MEMBERSHIPS	3,000	3,000
11 22305 5322	ADMISSIONS	TRAVEL-OUTSIDE SERV AREA	3,500	2,150
11 22305 5349	ADMISSIONS	OFF CAMPUS BUSINESS EXP	600	500
11 22305 5383	ADMISSIONS	OPERATING LEASE	1,200	1,200
11 22305 5411	ADMISSIONS	EXTERNAL PRINTING	1,146	500
11 22305 5442	ADMISSIONS	INTERNAL PRINTING	654	500
11 22305 5512	ADMISSIONS	TELEPHONE-LONG DISTANCE	200	200
	Total		21,525	17,675
11 22340 5132	COUNSELING	CLASSIFIED-P/T	7,900	7,900
11 22340 5151	COUNSELING	NON-WORK STUDY	12,900	12,900
11 22340 5223	COUNSELING	SOFTWARE & COMPUTER SUPPLIES	1,700	1,700
11 22340 5226	COUNSELING	OFFICE SUPPLIES	3,112	2,112
11 22340 5233	COUNSELING	EXCESS COPIER USAGE	15	15
11 22340 5240	COUNSELING	GENERAL SUPPLIES	1,800	1,800
11 22340 5242	COUNSELING	CAREER FAIR EXP	6,650	4,750
11 22340 5301	COUNSELING	POSTAGE ALLOCATION	1,900	1,000
11 22340 5318	COUNSELING	PUBLIC RELATIONS	2,000	1,000
11 22340 5322	COUNSELING	TRAVEL-OUTSIDE SERV AREA	4,500	1,500
11 22340 5349	COUNSELING	OFF CAMPUS BUSINESS EXP	300	1,000
11 22340 5383	COUNSELING	OPERATING LEASE	2,487	2,487
11 22340 5442	COUNSELING	INTERNAL PRINTING	600	1,000
11 22340 5512	COUNSELING	TELEPHONE-LONG DISTANCE	220	220
	Total		46,085	39,384
11 22342 5151	SPECIAL POPULATION	NON-WORK STUDY	3,000	3,000
11 22342 5223	SPECIAL POPULATION	SOFTWARE & COMPUTER SUPPLIES	1,600	1,000
11 22342 5225	SPECIAL POPULATION	INSTRUCTIONAL SUPPLIES	400	400
11 22342 5407	SPECIAL POPULATION	CONTRACT SERVICES	21,000	20,000
11 22342 5442	SPECIAL POPULATION	INTERNAL PRINTING	-	-
	Total		26,000	24,400
11 22350 5226	TESTING	OFFICE SUPPLIES	1,220	1,000
11 22350 5233	TESTING	EXCESS COPIER USAGE	115	200
11 22350 5240	TESTING	GENERAL SUPPLIES	31,600	28,000
11 22350 5301	TESTING	POSTAGE ALLOCATION	400	300
11 22350 5322	TESTING	TRAVEL-OUTSIDE SERV AREA	2,011	1,300
11 22350 5349	TESTING	OFF CAMPUS BUSINESS EXP	1,000	500
11 22350 5383	TESTING	OPERATING LEASE	1,885	1,885
11 22350 5442	TESTING	INTERNAL PRINTING	450	250
11 22350 5512	TESTING	TELEPHONE-LONG DISTANCE	75	50
	Total		38,756	33,485



**Current Unrestricted Expenditure Budgets
By Department (Excluding F/T Salaries)**

GL Account	Department Name	Object of Expenditure	2010-2011 Budget	2011-212 Budget
11 22400 5151	FINANCIAL AID	NON-WORK STUDY	4,071	2,500
11 22400 5226	FINANCIAL AID	OFFICE SUPPLIES	1,250	1,400
11 22400 5227	FINANCIAL AID	COPIER SUPPLIES	299	300
11 22400 5301	FINANCIAL AID	POSTAGE ALLOCATION	5,200	5,200
11 22400 5311	FINANCIAL AID	DUES & MEMBERSHIPS	1,500	1,400
11 22400 5319	FINANCIAL AID	STAFF TRAINING	181	400
11 22400 5322	FINANCIAL AID	TRAVEL-OUTSIDE SERV AREA	4,000	1,800
11 22400 5349	FINANCIAL AID	OFF CAMPUS BUSINESS EXP	-	300
11 22400 5383	FINANCIAL AID	OPERATING LEASE	2,110	2,110
11 22400 5411	FINANCIAL AID	EXTERNAL PRINTING	500	500
11 22400 5442	FINANCIAL AID	INTERNAL PRINTING	800	700
11 22400 5512	FINANCIAL AID	TELEPHONE-LONG DISTANCE	100	80
Total			20,010	16,690
11 22500 5132	HOUSING/JUD AFFAIRS	CLASSIFIED-P/T	12,000	10,000
11 22500 5151	HOUSING/JUD AFFAIRS	NON-WORK STUDY	12,000	12,000
11 22500 5226	HOUSING/JUD AFFAIRS	OFFICE SUPPLIES	1,000	800
11 22500 5233	HOUSING/JUD AFFAIRS	EXCESS COPIER USAGE	124	200
11 22500 5240	HOUSING/JUD AFFAIRS	GENERAL SUPPLIES	3,300	2,500
11 22500 5301	HOUSING/JUD AFFAIRS	POSTAGE ALLOCATION	100	100
11 22500 5322	HOUSING/JUD AFFAIRS	TRAVEL-OUTSIDE SERV AREA	1,048	-
11 22500 5349	HOUSING/JUD AFFAIRS	OFF CAMPUS BUSINESS EXP	150	-
11 22500 5383	HOUSING/JUD AFFAIRS	OPERATING LEASE	1,885	1,885
11 22500 5411	HOUSING/JUD AFFAIRS	EXTERNAL PRINTING	700	500
11 22500 5442	HOUSING/JUD AFFAIRS	INTERNAL PRINTING	350	300
11 22500 5512	HOUSING/JUD AFFAIRS	TELEPHONE-LONG DISTANCE	500	250
11 22500 5514	HOUSING/JUD AFFAIRS	CELLULAR ACCESS	300	300
Total			33,457	28,835
11 22601 5132	STUDENT ACTIVITIES	CLASSIFIED-P/T	388	-
11 22601 5151	STUDENT ACTIVITIES	NON-WORK STUDY	17,000	17,000
11 22601 5240	STUDENT ACTIVITIES	GENERAL SUPPLIES	3,000	8,000
Total			20,388	25,000
11 22607 5240	PHI THETA	GENERAL SUPPLIES	1,225	880
11 22607 5301	PHI THETA	POSTAGE ALLOCATION	400	410
11 22607 5322	PHI THETA	TRAVEL-OUTSIDE SERV AREA	7,325	3,835
11 22607 5331	PHI THETA	STUDENT TRAVEL	3,530	5,485
11 22607 5349	PHI THETA	OFF CAMPUS BUSINESS EXP	-	865
11 22607 5442	PHI THETA	INTERNAL PRINTING	400	400
11 22607 5512	PHI THETA	TELEPHONE-LONG DISTANCE	15	15
Total			12,895	11,890
11 30300 5132	BIOLOGY	CLASSIFIED-P/T	3,300	5,000



**Current Unrestricted Expenditure Budgets
By Department (Excluding F/T Salaries)**

GL Account	Department Name	Object of Expenditure	2010-2011 Budget	2011-212 Budget
11 30300 5151	BIOLOGY	NON-WORK STUDY	29,653	24,000
11 30300 5173	BIOLOGY	COURSE DEV STIPEND	-	14,400
11 30300 5223	BIOLOGY	SOFTWARE & COMPUTER SUPPLIES	500	-
11 30300 5225	BIOLOGY	INSTRUCTIONAL SUPPLIES	8,242	5,500
11 30300 5226	BIOLOGY	OFFICE SUPPLIES	700	800
11 30300 5240	BIOLOGY	GENERAL SUPPLIES	922	300
11 30300 5301	BIOLOGY	POSTAGE ALLOCATION	125	100
11 30300 5319	BIOLOGY	STAFF TRAINING	500	-
11 30300 5331	BIOLOGY	STUDENT TRAVEL	1,000	2,000
11 30300 5349	BIOLOGY	OFF CAMPUS BUSINESS EXP	1,250	100
11 30300 5362	BIOLOGY	EQUIP REPAIRS	3,058	3,000
11 30300 5415	BIOLOGY	CONTRACTED INSTRUCTION	8,460	9,000
11 30300 5442	BIOLOGY	INTERNAL PRINTING	2,500	2,100
11 30300 5512	BIOLOGY	TELEPHONE-LONG DISTANCE	25	15
	Total		60,235	66,315
11 30400 5225	BUSINESS ADMINISTRATION	INSTRUCTIONAL SUPPLIES	500	400
11 30400 5226	BUSINESS ADMINISTRATION	OFFICE SUPPLIES	300	300
11 30400 5240	BUSINESS ADMINISTRATION	GENERAL SUPPLIES	272	200
11 30400 5301	BUSINESS ADMINISTRATION	POSTAGE ALLOCATION	10	10
11 30400 5415	BUSINESS ADMINISTRATION	CONTRACTED INSTRUCTION	300	300
11 30400 5442	BUSINESS ADMINISTRATION	INTERNAL PRINTING	400	250
	Total		1,782	1,460
11 30501 5173	SPEECH	COURSE DEV STIPEND	-	600
11 30501 5225	SPEECH	INSTRUCTIONAL SUPPLIES	1,000	1,000
11 30501 5226	SPEECH	OFFICE SUPPLIES	300	300
11 30501 5240	SPEECH	GENERAL SUPPLIES	25	25
11 30501 5301	SPEECH	POSTAGE ALLOCATION	30	30
11 30501 5322	SPEECH	TRAVEL-OUTSIDE SERV AREA	700	-
11 30501 5415	SPEECH	CONTRACTED INSTRUCTION	980	980
11 30501 5442	SPEECH	INTERNAL PRINTING	300	255
11 30501 5512	SPEECH	TELEPHONE-LONG DISTANCE	25	25
	Total		3,360	3,215
11 30600 5322	COMPUTER SCIENCE	TRAVEL-OUTSIDE SERV AREA	685	-
11 30600 5349	COMPUTER SCIENCE	OFF CAMPUS BUSINESS EXP	-	425
11 30600 5415	COMPUTER SCIENCE	CONTRACTED INSTRUCTION	702	400
	Total		1,387	825
11 30700 5132	PHYSICAL EDUCATION	CLASSIFIED-P/T	67,200	-
11 30700 5151	PHYSICAL EDUCATION	NON-WORK STUDY	14,000	6,170
11 30700 5225	PHYSICAL EDUCATION	INSTRUCTIONAL SUPPLIES	5,500	5,190



**Current Unrestricted Expenditure Budgets
By Department (Excluding F/T Salaries)**

GL Account	Department Name	Object of Expenditure	2010-2011 Budget	2011-212 Budget
11 30700 5226	PHYSICAL EDUCTION	OFFICE SUPPLIES	550	300
11 30700 5240	PHYSICAL EDUCTION	GENERAL SUPPLIES	3,980	3,571
11 30700 5301	PHYSICAL EDUCTION	POSTAGE ALLOCATION	75	25
11 30700 5322	PHYSICAL EDUCTION	TRAVEL-OUTSIDE SERV AREA	500	-
11 30700 5362	PHYSICAL EDUCTION	EQUIP REPAIRS	1,000	-
11 30700 5442	PHYSICAL EDUCTION	INTERNAL PRINTING	320	200
	Total		93,125	15,456
11 30900 5151	ART	NON-WORK STUDY	-	4,350
11 30900 5173	ART	COURSE DEV STIPEND	-	1,200
11 30900 5225	ART	INSTRUCTIONAL SUPPLIES	4,300	4,300
11 30900 5226	ART	OFFICE SUPPLIES	200	200
11 30900 5240	ART	GENERAL SUPPLIES	2,500	900
11 30900 5301	ART	POSTAGE ALLOCATION	100	100
11 30900 5311	ART	DUES & MEMBERSHIPS	150	-
11 30900 5415	ART	CONTRACTED INSTRUCTION	648	540
11 30900 5442	ART	INTERNAL PRINTING	4,000	4,000
11 30900 5512	ART	TELEPHONE-LONG DISTANCE	50	50
	Total		11,948	15,640
11 30902 5132	MUSIC	CLASSIFIED-P/T	5,300	5,300
11 30902 5223	MUSIC	SOFTWARE & COMPUTER SUPPLIES	350	150
11 30902 5225	MUSIC	INSTRUCTIONAL SUPPLIES	250	200
11 30902 5226	MUSIC	OFFICE SUPPLIES	225	200
11 30902 5233	MUSIC	EXCESS COPIER USAGE	174	175
11 30902 5240	MUSIC	GENERAL SUPPLIES	250	200
11 30902 5301	MUSIC	POSTAGE ALLOCATION	10	6
11 30902 5311	MUSIC	DUES & MEMBERSHIPS	1,095	1,095
11 30902 5322	MUSIC	TRAVEL-OUTSIDE SERV AREA	2,425	1,000
11 30902 5362	MUSIC	EQUIP REPAIRS	1,300	1,200
11 30902 5383	MUSIC	OPERATING LEASE	1,885	1,885
11 30902 5415	MUSIC	CONTRACTED INSTRUCTION	756	400
11 30902 5442	MUSIC	INTERNAL PRINTING	20	10
11 30902 5512	MUSIC	TELEPHONE-LONG DISTANCE	10	5
	Total		14,050	11,826
11 30903 5225	INSTRUMENTAL MUSIC	INSTRUCTIONAL SUPPLIES	2,796	2,600
11 30903 5240	INSTRUMENTAL MUSIC	GENERAL SUPPLIES	300	250
11 30903 5301	INSTRUMENTAL MUSIC	POSTAGE ALLOCATION	50	10
11 30903 5322	INSTRUMENTAL MUSIC	TRAVEL-OUTSIDE SERV AREA	1,404	1,200
11 30903 5362	INSTRUMENTAL MUSIC	EQUIP REPAIRS	700	650
11 30903 5407	INSTRUMENTAL MUSIC	CONTRACT SERVICES	3,350	3,000
11 30903 5442	INSTRUMENTAL MUSIC	INTERNAL PRINTING	300	250
11 30903 5512	INSTRUMENTAL MUSIC	TELEPHONE-LONG DISTANCE	-	3



**Current Unrestricted Expenditure Budgets
By Department (Excluding F/T Salaries)**

GL Account	Department Name	Object of Expenditure	2010-2011 Budget	2011-212 Budget
Total			8,900	7,963
11 30904 5170	VOCAL MUSIC	FACULTY NON-INSTR STIPEND	3,000	3,000
11 30904 5225	VOCAL MUSIC	INSTRUCTIONAL SUPPLIES	1,800	1,200
11 30904 5226	VOCAL MUSIC	OFFICE SUPPLIES	178	151
11 30904 5262	VOCAL MUSIC	UNIFORMS	1,100	400
11 30904 5301	VOCAL MUSIC	POSTAGE ALLOCATION	70	40
11 30904 5322	VOCAL MUSIC	TRAVEL-OUTSIDE SERV AREA	-	874
11 30904 5331	VOCAL MUSIC	STUDENT TRAVEL	5,226	2,000
11 30904 5349	VOCAL MUSIC	OFF CAMPUS BUSINESS EXP	200	100
11 30904 5362	VOCAL MUSIC	EQUIP REPAIRS	150	128
11 30904 5407	VOCAL MUSIC	CONTRACT SERVICES	2,547	4,879
11 30904 5442	VOCAL MUSIC	INTERNAL PRINTING	500	250
11 30904 5512	VOCAL MUSIC	TELEPHONE-LONG DISTANCE	89	20
Total			14,860	13,042
11 31000 5225	FOREIGN LANGUAGE	INSTRUCTIONAL SUPPLIES	200	150
11 31000 5226	FOREIGN LANGUAGE	OFFICE SUPPLIES	75	50
11 31000 5301	FOREIGN LANGUAGE	POSTAGE ALLOCATION	25	25
11 31000 5415	FOREIGN LANGUAGE	CONTRACTED INSTRUCTION	4,000	4,000
11 31000 5442	FOREIGN LANGUAGE	INTERNAL PRINTING	100	75
11 31000 5512	FOREIGN LANGUAGE	TELEPHONE-LONG DISTANCE	15	15
Total			4,415	4,315
11 31299 5225	DEVEL ENGLISH	INSTRUCTIONAL SUPPLIES	100	100
11 31299 5240	DEVEL ENGLISH	GENERAL SUPPLIES	75	25
11 31299 5322	DEVEL ENGLISH	TRAVEL-OUTSIDE SERV AREA	2,103	700
11 31299 5442	DEVEL ENGLISH	INTERNAL PRINTING	400	300
Total			2,678	1,125
11 31300 5173	ENGLISH	COURSE DEV STIPEND	-	1,200
11 31300 5225	ENGLISH	INSTRUCTIONAL SUPPLIES	1,550	1,000
11 31300 5226	ENGLISH	OFFICE SUPPLIES	200	100
11 31300 5233	ENGLISH	EXCESS COPIER USAGE	465	250
11 31300 5240	ENGLISH	GENERAL SUPPLIES	2,820	2,200
11 31300 5301	ENGLISH	POSTAGE ALLOCATION	50	30
11 31300 5322	ENGLISH	TRAVEL-OUTSIDE SERV AREA	1,540	500
11 31300 5349	ENGLISH	OFF CAMPUS BUSINESS EXP	100	50
11 31300 5383	ENGLISH	OPERATING LEASE	1,885	1,885
11 31300 5415	ENGLISH	CONTRACTED INSTRUCTION	21,158	21,158
11 31300 5440	ENGLISH	INTERNAL CHARGEBACK	(800)	(800)
11 31300 5442	ENGLISH	INTERNAL PRINTING	500	500
11 31300 5512	ENGLISH	TELEPHONE-LONG DISTANCE	50	30
Total			29,518	28,103



**Current Unrestricted Expenditure Budgets
By Department (Excluding F/T Salaries)**

GL Account	Department Name	Object of Expenditure	2010-2011 Budget	2011-212 Budget
11 31301 5151	DEVEL READING	NON-WORK STUDY	6,840	6,840
11 31301 5173	DEVEL READING	COURSE DEV STIPEND	-	1,200
11 31301 5223	DEVEL READING	SOFTWARE & COMPUTER SUPPLIES	2,200	-
11 31301 5225	DEVEL READING	INSTRUCTIONAL SUPPLIES	1,200	1,700
11 31301 5226	DEVEL READING	OFFICE SUPPLIES	1,503	1,550
11 31301 5233	DEVEL READING	EXCESS COPIER USAGE	39	40
11 31301 5240	DEVEL READING	GENERAL SUPPLIES	500	650
11 31301 5301	DEVEL READING	POSTAGE ALLOCATION	42	60
11 31301 5322	DEVEL READING	TRAVEL-OUTSIDE SERV AREA	34	-
11 31301 5349	DEVEL READING	OFF CAMPUS BUSINESS EXP	181	-
11 31301 5383	DEVEL READING	OPERATING LEASE	992	992
11 31301 5411	DEVEL READING	EXTERNAL PRINTING	1,400	550
11 31301 5442	DEVEL READING	INTERNAL PRINTING	633	650
11 31301 5512	DEVEL READING	TELEPHONE-LONG DISTANCE	25	25
Total			15,589	14,257
11 31302 5225	EDUCATION	INSTRUCTIONAL SUPPLIES	400	600
11 31302 5226	EDUCATION	OFFICE SUPPLIES	729	500
11 31302 5301	EDUCATION	POSTAGE ALLOCATION	200	200
11 31302 5318	EDUCATION	PUBLIC RELATIONS	2,199	1,000
11 31302 5322	EDUCATION	TRAVEL-OUTSIDE SERV AREA	750	600
11 31302 5349	EDUCATION	OFF CAMPUS BUSINESS EXP	72	300
11 31302 5411	EDUCATION	EXTERNAL PRINTING	516	700
11 31302 5442	EDUCATION	INTERNAL PRINTING	35	200
Total			4,900	4,100
11 31500 5151	MATHEMATICS	NON-WORK STUDY	1,000	-
11 31500 5173	MATHEMATICS	COURSE DEV STIPEND	-	600
11 31500 5225	MATHEMATICS	INSTRUCTIONAL SUPPLIES	1,280	1,100
11 31500 5226	MATHEMATICS	OFFICE SUPPLIES	900	700
11 31500 5233	MATHEMATICS	EXCESS COPIER USAGE	800	1,000
11 31500 5301	MATHEMATICS	POSTAGE ALLOCATION	200	100
11 31500 5322	MATHEMATICS	TRAVEL-OUTSIDE SERV AREA	900	-
11 31500 5349	MATHEMATICS	OFF CAMPUS BUSINESS EXP	512	308
11 31500 5370	MATHEMATICS	SOFTWARE MAINT AGREEMENT	-	3,226
11 31500 5383	MATHEMATICS	OPERATING LEASE	1,862	-
11 31500 5415	MATHEMATICS	CONTRACTED INSTRUCTION	8,020	10,936
11 31500 5442	MATHEMATICS	INTERNAL PRINTING	100	60
11 31500 5512	MATHEMATICS	TELEPHONE-LONG DISTANCE	60	60
Total			15,634	18,090
11 31501 5225	DEVEL MATH	INSTRUCTIONAL SUPPLIES	600	600
11 31501 5226	DEVEL MATH	OFFICE SUPPLIES	300	300



**Current Unrestricted Expenditure Budgets
By Department (Excluding F/T Salaries)**

GL Account	Department Name	Object of Expenditure	2010-2011 Budget	2011-212 Budget
11 31501 5322	DEVEL MATH	TRAVEL-OUTSIDE SERV AREA	2,182	700
	Total		3,082	1,600
11 31502 5151	GEMS-QEP	NON-WORK STUDY	1,180	5,760
11 31502 5223	GEMS-QEP	SOFTWARE & COMPUTER SUPPLIES	-	1,575
11 31502 5225	GEMS-QEP	INSTRUCTIONAL SUPPLIES	750	750
11 31502 5319	GEMS-QEP	STAFF TRAINING	700	1,250
11 31502 5322	GEMS-QEP	TRAVEL-OUTSIDE SERV AREA	2,000	1,500
11 31502 5426	GEMS-QEP	ADVERTISING/MARKETING	6,400	1,450
11 31502 5442	GEMS-QEP	INTERNAL PRINTING	750	750
	Total		11,780	13,035
11 31600 5151	CHEMISTRY	NON-WORK STUDY	2,500	1,700
11 31600 5225	CHEMISTRY	INSTRUCTIONAL SUPPLIES	6,415	6,000
11 31600 5226	CHEMISTRY	OFFICE SUPPLIES	200	200
11 31600 5227	CHEMISTRY	COPIER SUPPLIES	300	300
11 31600 5301	CHEMISTRY	POSTAGE ALLOCATION	20	10
11 31600 5362	CHEMISTRY	EQUIP REPAIRS	500	500
11 31600 5371	CHEMISTRY	EQUIP MAINT AGREEMENT	3,000	3,200
11 31600 5383	CHEMISTRY	OPERATING LEASE	1,885	1,885
11 31600 5512	CHEMISTRY	TELEPHONE-LONG DISTANCE	15	10
	Total		14,835	13,805
11 31601 5151	GEOLOGY	NON-WORK STUDY	1,000	900
11 31601 5173	GEOLOGY	COURSE DEV STIPEND	-	1,800
11 31601 5225	GEOLOGY	INSTRUCTIONAL SUPPLIES	4,500	4,000
11 31601 5226	GEOLOGY	OFFICE SUPPLIES	100	75
11 31601 5301	GEOLOGY	POSTAGE ALLOCATION	25	15
11 31601 5331	GEOLOGY	STUDENT TRAVEL	2,000	1,800
11 31601 5415	GEOLOGY	CONTRACTED INSTRUCTION	400	400
11 31601 5442	GEOLOGY	INTERNAL PRINTING	1,000	800
11 31601 5512	GEOLOGY	TELEPHONE-LONG DISTANCE	25	20
	Total		9,050	9,810
11 31602 5151	PHYSICS	NON-WORK STUDY	2,691	3,500
11 31602 5173	PHYSICS	COURSE DEV STIPEND	-	1,800
11 31602 5225	PHYSICS	INSTRUCTIONAL SUPPLIES	2,000	2,000
11 31602 5226	PHYSICS	OFFICE SUPPLIES	400	400
11 31602 5331	PHYSICS	STUDENT TRAVEL	1,200	-
11 31602 5415	PHYSICS	CONTRACTED INSTRUCTION	432	200
11 31602 5442	PHYSICS	INTERNAL PRINTING	250	250
11 31602 5512	PHYSICS	TELEPHONE-LONG DISTANCE	50	50
	Total		7,023	8,200



**Current Unrestricted Expenditure Budgets
By Department (Excluding F/T Salaries)**

GL Account	Department Name	Object of Expenditure	2010-2011 Budget	2011-212 Budget
11 31700 5151	PSYCH/SOC	NON-WORK STUDY	1,500	1,500
11 31700 5173	PSYCH/SOC	COURSE DEV STIPEND	-	1,200
11 31700 5225	PSYCH/SOC	INSTRUCTIONAL SUPPLIES	433	600
11 31700 5226	PSYCH/SOC	OFFICE SUPPLIES	768	600
11 31700 5240	PSYCH/SOC	GENERAL SUPPLIES	52	1,223
11 31700 5301	PSYCH/SOC	POSTAGE ALLOCATION	19	50
11 31700 5349	PSYCH/SOC	OFF CAMPUS BUSINESS EXP	2,137	-
11 31700 5415	PSYCH/SOC	CONTRACTED INSTRUCTION	500	250
11 31700 5442	PSYCH/SOC	INTERNAL PRINTING	449	150
11 31700 5512	PSYCH/SOC	TELEPHONE-LONG DISTANCE	0	30
	Total		5,857	5,603
11 31900 5173	SOCIAL SCIENCE	COURSE DEV STIPEND	-	3,000
11 31900 5225	SOCIAL SCIENCE	INSTRUCTIONAL SUPPLIES	2,000	1,500
11 31900 5226	SOCIAL SCIENCE	OFFICE SUPPLIES	350	300
11 31900 5233	SOCIAL SCIENCE	EXCESS COPIER USAGE	65	65
11 31900 5301	SOCIAL SCIENCE	POSTAGE ALLOCATION	275	50
11 31900 5322	SOCIAL SCIENCE	TRAVEL-OUTSIDE SERV AREA	650	500
11 31900 5349	SOCIAL SCIENCE	OFF CAMPUS BUSINESS EXP	532	100
11 31900 5383	SOCIAL SCIENCE	OPERATING LEASE	2,053	2,053
11 31900 5415	SOCIAL SCIENCE	CONTRACTED INSTRUCTION	12,980	10,064
11 31900 5442	SOCIAL SCIENCE	INTERNAL PRINTING	2,500	1,500
11 31900 5512	SOCIAL SCIENCE	TELEPHONE-LONG DISTANCE	50	15
	Total		21,455	19,147
11 33100 5225	AGRICULTURE	INSTRUCTIONAL SUPPLIES	1,047	523
11 33100 5226	AGRICULTURE	OFFICE SUPPLIES	50	25
11 33100 5311	AGRICULTURE	DUES & MEMBERSHIPS	300	300
11 33100 5322	AGRICULTURE	TRAVEL-OUTSIDE SERV AREA	1,000	1,000
11 33100 5331	AGRICULTURE	STUDENT TRAVEL	1,600	1,600
11 33100 5415	AGRICULTURE	CONTRACTED INSTRUCTION	594	594
11 33100 5442	AGRICULTURE	INTERNAL PRINTING	200	200
	Total		4,791	4,242
11 33200 5225	CHILD DEVELOPMENT	INSTRUCTIONAL SUPPLIES	600	600
11 33200 5226	CHILD DEVELOPMENT	OFFICE SUPPLIES	500	500
11 33200 5227	CHILD DEVELOPMENT	COPIER SUPPLIES	126	126
11 33200 5240	CHILD DEVELOPMENT	GENERAL SUPPLIES	500	500
11 33200 5301	CHILD DEVELOPMENT	POSTAGE ALLOCATION	175	175
11 33200 5322	CHILD DEVELOPMENT	TRAVEL-OUTSIDE SERV AREA	700	-
11 33200 5415	CHILD DEVELOPMENT	CONTRACTED INSTRUCTION	170	170
11 33200 5442	CHILD DEVELOPMENT	INTERNAL PRINTING	350	350
11 33200 5512	CHILD DEVELOPMENT	TELEPHONE-LONG DISTANCE	60	60
	Total		3,181	2,481



**Current Unrestricted Expenditure Budgets
By Department (Excluding F/T Salaries)**

GL Account	Department Name	Object of Expenditure	2010-2011 Budget	2011-212 Budget
11 33210 5151	CULINARY	NON-WORK STUDY	4,500	-
11 33210 5225	CULINARY	INSTRUCTIONAL SUPPLIES	30,000	29,000
11 33210 5226	CULINARY	OFFICE SUPPLIES	600	200
11 33210 5240	CULINARY	GENERAL SUPPLIES	3,500	3,500
11 33210 5311	CULINARY	DUES & MEMBERSHIPS	400	400
11 33210 5318	CULINARY	PUBLIC RELATIONS	400	400
11 33210 5349	CULINARY	OFF CAMPUS BUSINESS EXP	300	300
11 33210 5440	CULINARY	INTERNAL CHARGEBACK	(7,500)	(7,500)
11 33210 5442	CULINARY	INTERNAL PRINTING	300	300
11 33210 5512	CULINARY	TELEPHONE-LONG DISTANCE	10	-
	Total		32,510	26,600
11 33320 5223	MANAGEMENT	SOFTWARE & COMPUTER SUPPLIES	1,000	800
11 33320 5225	MANAGEMENT	INSTRUCTIONAL SUPPLIES	1,375	1,200
11 33320 5226	MANAGEMENT	OFFICE SUPPLIES	500	500
11 33320 5301	MANAGEMENT	POSTAGE ALLOCATION	20	20
11 33320 5442	MANAGEMENT	INTERNAL PRINTING	200	120
11 33320 5512	MANAGEMENT	TELEPHONE-LONG DISTANCE	10	10
	Total		3,105	2,650
11 33410 5151	OFFICE SYSTEMS	NON-WORK STUDY	5,250	4,550
11 33410 5225	OFFICE SYSTEMS	INSTRUCTIONAL SUPPLIES	1,713	1,713
11 33410 5226	OFFICE SYSTEMS	OFFICE SUPPLIES	775	775
11 33410 5301	OFFICE SYSTEMS	POSTAGE ALLOCATION	75	40
11 33410 5362	OFFICE SYSTEMS	EQUIP REPAIRS	300	100
11 33410 5415	OFFICE SYSTEMS	CONTRACTED INSTRUCTION	250	250
11 33410 5442	OFFICE SYSTEMS	INTERNAL PRINTING	500	150
11 33410 5512	OFFICE SYSTEMS	TELEPHONE-LONG DISTANCE	75	30
	Total		8,938	7,608
11 33415 5225	LEGAL ASSISTANT	INSTRUCTIONAL SUPPLIES	1,100	900
11 33415 5226	LEGAL ASSISTANT	OFFICE SUPPLIES	170	150
11 33415 5301	LEGAL ASSISTANT	POSTAGE ALLOCATION	20	20
11 33415 5442	LEGAL ASSISTANT	INTERNAL PRINTING	100	100
11 33415 5512	LEGAL ASSISTANT	TELEPHONE-LONG DISTANCE	10	10
	Total		1,400	1,180
11 33420 5151	COMP INFO TECH	NON-WORK STUDY	20,800	17,600
11 33420 5223	COMP INFO TECH	SOFTWARE & COMPUTER SUPPLIES	12,075	12,000
11 33420 5225	COMP INFO TECH	INSTRUCTIONAL SUPPLIES	3,340	2,800
11 33420 5226	COMP INFO TECH	OFFICE SUPPLIES	2,540	450
11 33420 5301	COMP INFO TECH	POSTAGE ALLOCATION	53	40
11 33420 5415	COMP INFO TECH	CONTRACTED INSTRUCTION	2,886	2,886



**Current Unrestricted Expenditure Budgets
By Department (Excluding F/T Salaries)**

GL Account	Department Name	Object of Expenditure	2010-2011 Budget	2011-212 Budget
11 33420 5442	COMP INFO TECH	INTERNAL PRINTING	500	400
11 33420 5512	COMP INFO TECH	TELEPHONE-LONG DISTANCE	57	40
	Total		42,251	36,216
11 33500 5225	WELDING	INSTRUCTIONAL SUPPLIES	35,708	30,000
11 33500 5226	WELDING	OFFICE SUPPLIES	95	95
11 33500 5301	WELDING	POSTAGE ALLOCATION	5	5
11 33500 5349	WELDING	OFF CAMPUS BUSINESS EXP	170	100
11 33500 5362	WELDING	EQUIP REPAIRS	1,973	1,970
11 33500 5442	WELDING	INTERNAL PRINTING	475	400
11 33500 5512	WELDING	TELEPHONE-LONG DISTANCE	95	95
	Total		38,521	32,665
11 33510 5151	AUTO MECH	NON-WORK STUDY	7,955	3,000
11 33510 5223	AUTO MECH	SOFTWARE & COMPUTER SUPPLIES	7,000	7,000
11 33510 5225	AUTO MECH	INSTRUCTIONAL SUPPLIES	16,000	16,000
11 33510 5226	AUTO MECH	OFFICE SUPPLIES	1,100	100
11 33510 5240	AUTO MECH	GENERAL SUPPLIES	6,000	9,000
11 33510 5349	AUTO MECH	OFF CAMPUS BUSINESS EXP	250	-
11 33510 5351	AUTO MECH	EQUIPMENT RENTAL	5,400	-
11 33510 5362	AUTO MECH	EQUIP REPAIRS	1,469	1,469
11 33510 5407	AUTO MECH	CONTRACT SERVICES	2,281	2,281
11 33510 5442	AUTO MECH	INTERNAL PRINTING	150	150
11 33510 5512	AUTO MECH	TELEPHONE-LONG DISTANCE	110	10
	Total		47,715	39,010
11 33520 5151	DIESEL	NON-WORK STUDY	945	3,000
11 33520 5225	DIESEL	INSTRUCTIONAL SUPPLIES	8,000	8,000
11 33520 5226	DIESEL	OFFICE SUPPLIES	900	900
11 33520 5240	DIESEL	GENERAL SUPPLIES	10,000	8,300
11 33520 5301	DIESEL	POSTAGE ALLOCATION	25	25
11 33520 5349	DIESEL	OFF CAMPUS BUSINESS EXP	250	-
11 33520 5362	DIESEL	EQUIP REPAIRS	2,000	1,500
11 33520 5383	DIESEL	OPERATING LEASE	1,000	1,000
11 33520 5407	DIESEL	CONTRACT SERVICES	2,000	1,500
11 33520 5411	DIESEL	EXTERNAL PRINTING	1,000	-
11 33520 5442	DIESEL	INTERNAL PRINTING	300	100
11 33520 5512	DIESEL	TELEPHONE-LONG DISTANCE	25	25
	Total		26,445	24,350
11 33530 5132	COSMETOLOGY	CLASSIFIED-P/T	-	-
11 33530 5225	COSMETOLOGY	INSTRUCTIONAL SUPPLIES	15,500	12,800
11 33530 5226	COSMETOLOGY	OFFICE SUPPLIES	400	300
11 33530 5233	COSMETOLOGY	EXCESS COPIER USAGE	1,000	1,000



**Current Unrestricted Expenditure Budgets
By Department (Excluding F/T Salaries)**

GL Account	Department Name	Object of Expenditure	2010-2011 Budget	2011-212 Budget
11 33530 5240	COSMETOLOGY	GENERAL SUPPLIES	3,553	1,600
11 33530 5301	COSMETOLOGY	POSTAGE ALLOCATION	65	40
11 33530 5322	COSMETOLOGY	TRAVEL-OUTSIDE SERV AREA	3,300	3,000
11 33530 5331	COSMETOLOGY	STUDENT TRAVEL	-	1,000
11 33530 5362	COSMETOLOGY	EQUIP REPAIRS	300	200
11 33530 5383	COSMETOLOGY	OPERATING LEASE	1,124	1,124
11 33530 5442	COSMETOLOGY	INTERNAL PRINTING	300	200
11 33530 5512	COSMETOLOGY	TELEPHONE-LONG DISTANCE	30	25
	Total		25,572	21,289
11 33540 5225	FIRE TECH	INSTRUCTIONAL SUPPLIES	9,000	9,000
11 33540 5226	FIRE TECH	OFFICE SUPPLIES	142	400
11 33540 5240	FIRE TECH	GENERAL SUPPLIES	852	600
11 33540 5241	FIRE TECH	OIL AND GAS	500	1,000
11 33540 5265	FIRE TECH	BUNKER GEAR	21,765	20,000
11 33540 5301	FIRE TECH	POSTAGE ALLOCATION	100	150
11 33540 5322	FIRE TECH	TRAVEL-OUTSIDE SERV AREA	1,425	600
11 33540 5349	FIRE TECH	OFF CAMPUS BUSINESS EXP	760	600
11 33540 5352	FIRE TECH	EQUIPMENT RENTAL	3,500	3,500
11 33540 5362	FIRE TECH	EQUIP REPAIRS	2,470	2,500
11 33540 5424	FIRE TECH	ADV-OTHER	190	400
11 33540 5442	FIRE TECH	INTERNAL PRINTING	1,305	500
11 33540 5512	FIRE TECH	TELEPHONE-LONG DISTANCE	71	50
	Total		42,080	39,300
11 33550 5225	LAW ENFORCEMENT	INSTRUCTIONAL SUPPLIES	7,671	2,000
11 33550 5226	LAW ENFORCEMENT	OFFICE SUPPLIES	900	750
11 33550 5240	LAW ENFORCEMENT	GENERAL SUPPLIES	2,289	1,500
11 33550 5301	LAW ENFORCEMENT	POSTAGE ALLOCATION	350	250
11 33550 5322	LAW ENFORCEMENT	TRAVEL-OUTSIDE SERV AREA	800	-
11 33550 5383	LAW ENFORCEMENT	OPERATING LEASE	2,400	2,400
11 33550 5411	LAW ENFORCEMENT	EXTERNAL PRINTING	163	150
11 33550 5415	LAW ENFORCEMENT	CONTRACTED INSTRUCTION	1,606	1,600
11 33550 5424	LAW ENFORCEMENT	ADV-OTHER	200	3,500
11 33550 5442	LAW ENFORCEMENT	INTERNAL PRINTING	2,500	2,000
11 33550 5512	LAW ENFORCEMENT	TELEPHONE-LONG DISTANCE	200	200
11 33550 5780	LAW ENFORCEMENT	TEXTBOOKS	4,287	-
	Total		23,366	14,350
11 33560 5225	MACHINE TECH	INSTRUCTIONAL SUPPLIES	6,000	8,100
11 33560 5226	MACHINE TECH	OFFICE SUPPLIES	100	50
11 33560 5301	MACHINE TECH	POSTAGE ALLOCATION	5	-
11 33560 5349	MACHINE TECH	OFF CAMPUS BUSINESS EXP	100	-
11 33560 5362	MACHINE TECH	EQUIP REPAIRS	3,605	250



**Current Unrestricted Expenditure Budgets
By Department (Excluding F/T Salaries)**

GL Account	Department Name	Object of Expenditure	2010-2011 Budget	2011-2012 Budget
11 33560 5442	MACHINE TECH	INTERNAL PRINTING	100	50
11 33560 5512	MACHINE TECH	TELEPHONE-LONG DISTANCE	10	10
	Total		9,920	8,460
11 33580 5151	PHOTOGRAPHY	NON-WORK STUDY	5,906	5,400
11 33580 5223	PHOTOGRAPHY	SOFTWARE & COMPUTER SUPPLIES	4,147	3,750
11 33580 5225	PHOTOGRAPHY	INSTRUCTIONAL SUPPLIES	6,565	6,000
11 33580 5301	PHOTOGRAPHY	POSTAGE ALLOCATION	11	-
11 33580 5311	PHOTOGRAPHY	DUES & MEMBERSHIPS	430	430
11 33580 5331	PHOTOGRAPHY	STUDENT TRAVEL	458	446
11 33580 5362	PHOTOGRAPHY	EQUIP REPAIRS	1,008	750
11 33580 5415	PHOTOGRAPHY	CONTRACTED INSTRUCTION	800	-
11 33580 5512	PHOTOGRAPHY	TELEPHONE-LONG DISTANCE	20	20
	Total		19,345	16,796
11 33595 5225	OSHA	INSTRUCTIONAL SUPPLIES	1,000	500
11 33595 5226	OSHA	OFFICE SUPPLIES	500	200
11 33595 5240	OSHA	GENERAL SUPPLIES	500	200
11 33595 5301	OSHA	POSTAGE ALLOCATION	150	100
11 33595 5442	OSHA	INTERNAL PRINTING	500	200
11 33595 5512	OSHA	TELEPHONE-LONG DISTANCE	50	50
	Total		2,700	1,250
11 33610 5223	NURSING	SOFTWARE & COMPUTER SUPPLIES	1,550	1,000
11 33610 5225	NURSING	INSTRUCTIONAL SUPPLIES	13,125	9,500
11 33610 5226	NURSING	OFFICE SUPPLIES	2,700	2,000
11 33610 5233	NURSING	EXCESS COPIER USAGE	-	-
11 33610 5240	NURSING	GENERAL SUPPLIES	5,400	5,200
11 33610 5301	NURSING	POSTAGE ALLOCATION	210	250
11 33610 5311	NURSING	DUES & MEMBERSHIPS	4,525	2,725
11 33610 5312	NURSING	GRADUATION EXP	1,710	1,800
11 33610 5322	NURSING	TRAVEL-OUTSIDE SERV AREA	3,290	3,800
11 33610 5349	NURSING	OFF CAMPUS BUSINESS EXP	2,500	2,300
11 33610 5370	NURSING	SOFTWARE MAINT AGREEMENT	3,817	3,817
11 33610 5371	NURSING	EQUIP MAINT AGREEMENT	750	950
11 33610 5383	NURSING	OPERATING LEASE	980	980
11 33610 5411	NURSING	EXTERNAL PRINTING	240	150
11 33610 5442	NURSING	INTERNAL PRINTING	4,000	4,000
11 33610 5512	NURSING	TELEPHONE-LONG DISTANCE	50	30
	Total		44,847	38,502
11 33620 5132	LVN MONAHANS	CLASSIFIED-P/T	8,580	8,580
11 33620 5225	LVN MONAHANS	INSTRUCTIONAL SUPPLIES	2,600	2,100
11 33620 5226	LVN MONAHANS	OFFICE SUPPLIES	800	500



**Current Unrestricted Expenditure Budgets
By Department (Excluding F/T Salaries)**

GL Account	Department Name	Object of Expenditure	2010-2011 Budget	2011-212 Budget
11 33620 5228	LVN MONAHANS	SUBSCRIPTIONS	100	100
11 33620 5240	LVN MONAHANS	GENERAL SUPPLIES	4,749	3,100
11 33620 5301	LVN MONAHANS	POSTAGE ALLOCATION	100	160
11 33620 5311	LVN MONAHANS	DUES & MEMBERSHIPS	100	300
11 33620 5312	LVN MONAHANS	GRADUATION EXP	300	300
11 33620 5318	LVN MONAHANS	PUBLIC RELATIONS	150	150
11 33620 5322	LVN MONAHANS	TRAVEL-OUTSIDE SERV AREA	2,100	1,500
11 33620 5349	LVN MONAHANS	OFF CAMPUS BUSINESS EXP	3,500	2,820
11 33620 5362	LVN MONAHANS	EQUIP REPAIRS	200	200
11 33620 5383	LVN MONAHANS	OPERATING LEASE	2,073	2,073
11 33620 5411	LVN MONAHANS	EXTERNAL PRINTING	100	100
11 33620 5442	LVN MONAHANS	INTERNAL PRINTING	850	600
11 33620 5512	LVN MONAHANS	TELEPHONE-LONG DISTANCE	10	10
	Total		26,312	22,593
11 33621 5132	LVN MONAHANS	CLASSIFIED-P/T	8,026	8,026
11 33621 5225	LVN MONAHANS	INSTRUCTIONAL SUPPLIES	2,000	3,000
11 33621 5226	LVN MONAHANS	OFFICE SUPPLIES	1,200	1,000
11 33621 5228	LVN MONAHANS	SUBSCRIPTIONS	110	106
11 33621 5240	LVN MONAHANS	GENERAL SUPPLIES	995	800
11 33621 5301	LVN MONAHANS	POSTAGE ALLOCATION	75	50
11 33621 5311	LVN MONAHANS	DUES & MEMBERSHIPS	150	175
11 33621 5312	LVN MONAHANS	GRADUATION EXP	350	350
11 33621 5318	LVN MONAHANS	PUBLIC RELATIONS	50	25
11 33621 5322	LVN MONAHANS	TRAVEL-OUTSIDE SERV AREA	1,751	1,400
11 33621 5349	LVN MONAHANS	OFF CAMPUS BUSINESS EXP	3,099	3,840
11 33621 5383	LVN MONAHANS	OPERATING LEASE	1,700	-
11 33621 5411	LVN MONAHANS	EXTERNAL PRINTING	50	50
11 33621 5442	LVN MONAHANS	INTERNAL PRINTING	400	200
11 33621 5512	LVN MONAHANS	TELEPHONE-LONG DISTANCE	50	25
	Total		20,006	19,047
11 33670 5225	SUBSTANCE	INSTRUCTIONAL SUPPLIES	-	150
11 33670 5226	SUBSTANCE	OFFICE SUPPLIES	-	50
11 33670 5301	SUBSTANCE	POSTAGE ALLOCATION	-	50
11 33670 5318	SUBSTANCE	PUBLIC RELATIONS	-	195
11 33670 5442	SUBSTANCE	INTERNAL PRINTING	23	125
11 33670 5512	SUBSTANCE	TELEPHONE-LONG DISTANCE	-	25
	Total		23	595
11 33680 5151	RAD TECH	NON-WORK STUDY	1,000	-
11 33680 5225	RAD TECH	INSTRUCTIONAL SUPPLIES	1,748	1,600
11 33680 5226	RAD TECH	OFFICE SUPPLIES	700	600
11 33680 5301	RAD TECH	POSTAGE ALLOCATION	100	100



**Current Unrestricted Expenditure Budgets
By Department (Excluding F/T Salaries)**

GL Account	Department Name	Object of Expenditure	2010-2011 Budget	2011-212 Budget
11 33680 5311	RAD TECH	DUES & MEMBERSHIPS	2,400	750
11 33680 5312	RAD TECH	GRADUATION EXP	500	500
11 33680 5322	RAD TECH	TRAVEL-OUTSIDE SERV AREA	-	1,200
11 33680 5349	RAD TECH	OFF CAMPUS BUSINESS EXP	200	960
11 33680 5362	RAD TECH	EQUIP REPAIRS	100	100
11 33680 5371	RAD TECH	EQUIP MAINT AGREEMENT	500	525
11 33680 5410	RAD TECH	ACCREDITATION EXP	1,500	1,800
11 33680 5442	RAD TECH	INTERNAL PRINTING	1,800	800
11 33680 5512	RAD TECH	TELEPHONE-LONG DISTANCE	20	20
	Total		10,568	8,955
11 33690 5132	EMS	CLASSIFIED-P/T	8,580	8,580
11 33690 5225	EMS	INSTRUCTIONAL SUPPLIES	6,000	6,000
11 33690 5226	EMS	OFFICE SUPPLIES	480	480
11 33690 5233	EMS	EXCESS COPIER USAGE	238	100
11 33690 5240	EMS	GENERAL SUPPLIES	665	800
11 33690 5301	EMS	POSTAGE ALLOCATION	50	50
11 33690 5311	EMS	DUES & MEMBERSHIPS	500	300
11 33690 5322	EMS	TRAVEL-OUTSIDE SERV AREA	4,000	4,000
11 33690 5349	EMS	OFF CAMPUS BUSINESS EXP	400	500
11 33690 5362	EMS	EQUIP REPAIRS	400	350
11 33690 5383	EMS	OPERATING LEASE	2,781	2,781
11 33690 5410	EMS	ACCREDITATION EXP	5,000	5,000
11 33690 5415	EMS	CONTRACTED INSTRUCTION	2,000	2,000
11 33690 5442	EMS	INTERNAL PRINTING	450	400
11 33690 5512	EMS	TELEPHONE-LONG DISTANCE	71	65
	Total		31,615	31,406
11 33691 5223	PHYS THERAPY ASST	SOFTWARE & COMPUTER SUPPLIES	800	-
11 33691 5225	PHYS THERAPY ASST	INSTRUCTIONAL SUPPLIES	2,265	2,265
11 33691 5226	PHYS THERAPY ASST	OFFICE SUPPLIES	600	400
11 33691 5240	PHYS THERAPY ASST	GENERAL SUPPLIES	1,288	500
11 33691 5301	PHYS THERAPY ASST	POSTAGE ALLOCATION	200	175
11 33691 5311	PHYS THERAPY ASST	DUES & MEMBERSHIPS	4,593	4,668
11 33691 5312	PHYS THERAPY ASST	GRADUATION EXP	500	-
11 33691 5322	PHYS THERAPY ASST	TRAVEL-OUTSIDE SERV AREA	2,509	3,000
11 33691 5331	PHYS THERAPY ASST	STUDENT TRAVEL	1,281	1,000
11 33691 5349	PHYS THERAPY ASST	OFF CAMPUS BUSINESS EXP	1,200	1,200
11 33691 5362	PHYS THERAPY ASST	EQUIP REPAIRS	1,630	1,200
11 33691 5442	PHYS THERAPY ASST	INTERNAL PRINTING	850	700
11 33691 5512	PHYS THERAPY ASST	TELEPHONE-LONG DISTANCE	75	50
	Total		17,791	15,158
11 33720 5223	DRAFTING	SOFTWARE & COMPUTER SUPPLIES	10,433	10,433



**Current Unrestricted Expenditure Budgets
By Department (Excluding F/T Salaries)**

GL Account	Department Name	Object of Expenditure	2010-2011 Budget	2011-212 Budget
11 33720 5225	DRAFTING	INSTRUCTIONAL SUPPLIES	1,732	1,350
11 33720 5226	DRAFTING	OFFICE SUPPLIES	50	25
11 33720 5240	DRAFTING	GENERAL SUPPLIES	865	400
11 33720 5301	DRAFTING	POSTAGE ALLOCATION	10	5
11 33720 5349	DRAFTING	OFF CAMPUS BUSINESS EXP	200	-
11 33720 5371	DRAFTING	EQUIP MAINT AGREEMENT	3,250	2,300
11 33720 5442	DRAFTING	INTERNAL PRINTING	200	100
11 33720 5512	DRAFTING	TELEPHONE-LONG DISTANCE	15	7
	Total		16,755	14,620
11 33730 5151	ELECTRICAL/ELECTRONICS	NON-WORK STUDY	3,000	2,500
11 33730 5225	ELECTRICAL/ELECTRONICS	INSTRUCTIONAL SUPPLIES	5,200	5,000
11 33730 5226	ELECTRICAL/ELECTRONICS	OFFICE SUPPLIES	250	250
11 33730 5240	ELECTRICAL/ELECTRONICS	GENERAL SUPPLIES	3,355	1,600
11 33730 5301	ELECTRICAL/ELECTRONICS	POSTAGE ALLOCATION	47	47
11 33730 5331	ELECTRICAL/ELECTRONICS	STUDENT TRAVEL	95	-
11 33730 5362	ELECTRICAL/ELECTRONICS	EQUIP REPAIRS	2,000	1,500
11 33730 5424	ELECTRICAL/ELECTRONICS	ADV-OTHER	-	-
11 33730 5442	ELECTRICAL/ELECTRONICS	INTERNAL PRINTING	1,010	760
11 33730 5512	ELECTRICAL/ELECTRONICS	TELEPHONE-LONG DISTANCE	14	14
	Total		14,971	11,671
11 33740 5225	SURVEYING	INSTRUCTIONAL SUPPLIES	3,638	3,638
11 33740 5226	SURVEYING	OFFICE SUPPLIES	100	100
11 33740 5240	SURVEYING	GENERAL SUPPLIES	900	900
11 33740 5322	SURVEYING	TRAVEL-OUTSIDE SERV AREA	942	-
11 33740 5442	SURVEYING	INTERNAL PRINTING	200	200
11 33740 5512	SURVEYING	TELEPHONE-LONG DISTANCE	25	25
	Total		5,805	4,863
11 40101 5132	LRC	CLASSIFIED-P/T	12,200	12,000
11 40101 5151	LRC	NON-WORK STUDY	9,000	8,000
11 40101 5225	LRC	INSTRUCTIONAL SUPPLIES	1,000	850
11 40101 5226	LRC	OFFICE SUPPLIES	2,000	1,700
11 40101 5227	LRC	COPIER SUPPLIES	1,200	1,200
11 40101 5229	LRC	PRESERV SUPPLIES	2,479	1,600
11 40101 5233	LRC	EXCESS COPIER USAGE	145	-
11 40101 5240	LRC	GENERAL SUPPLIES	4,000	3,400
11 40101 5301	LRC	POSTAGE ALLOCATION	400	250
11 40101 5311	LRC	DUES & MEMBERSHIPS	1,600	1,600
11 40101 5322	LRC	TRAVEL-OUTSIDE SERV AREA	987	-
11 40101 5349	LRC	OFF CAMPUS BUSINESS EXP	730	45
11 40101 5354	LRC	EQUIPMENT RENTAL	42,000	42,000
11 40101 5370	LRC	SOFTWARE MAINT AGREEMENT	16,283	17,260



**Current Unrestricted Expenditure Budgets
By Department (Excluding F/T Salaries)**

GL Account	Department Name	Object of Expenditure	2010-2011 Budget	2011-212 Budget
11 40101 5371	LRC	EQUIP MAINT AGREEMENT	1,777	1,866
11 40101 5383	LRC	OPERATING LEASE	9,632	9,632
11 40101 5440	LRC	INTERNAL CHARGEBACK	(5,500)	(5,500)
11 40101 5442	LRC	INTERNAL PRINTING	500	400
11 40101 5444	LRC	LRC COPIER REIMBURSEMENT	(4,000)	(4,000)
11 40101 5512	LRC	TELEPHONE-LONG DISTANCE	40	30
11 40101 6031	LRC	FACULTY REQ BKS	50,000	42,500
11 40101 6032	LRC	BOUND PERIODICAL	34,520	29,340
11 40101 6034	LRC	SOFTWARE	5,900	5,500
11 40101 6036	LRC	BOOKS	44,640	37,940
	Total		231,533	207,613
11 40201 5132	OC GLOBAL	CLASSIFIED-P/T	7,000	-
11 40201 5151	OC GLOBAL	NON-WORK STUDY	7,000	-
11 40201 5170	OC GLOBAL	FACULTY NON-INSTR STIPEND	21,500	-
11 40201 5223	OC GLOBAL	SOFTWARE & COMPUTER SUPPLIES	14,094	11,000
11 40201 5225	OC GLOBAL	INSTRUCTIONAL SUPPLIES	3,000	2,000
11 40201 5240	OC GLOBAL	GENERAL SUPPLIES	2,000	1,000
11 40201 5301	OC GLOBAL	POSTAGE ALLOCATION	500	500
11 40201 5318	OC GLOBAL	PUBLIC RELATIONS	2,500	-
11 40201 5407	OC GLOBAL	CONTRACT SERVICES	1,500	1,500
11 40201 5424	OC GLOBAL	ADV-OTHER	6,508	20,000
11 40201 5442	OC GLOBAL	INTERNAL PRINTING	500	500
11 40201 5780	OC GLOBAL	TEXTBOOKS	10,000	10,000
	Total		76,102	46,500
11 40203 5226	COLLEGE NOW	OFFICE SUPPLIES	-	400
11 40203 5240	COLLEGE NOW	GENERAL SUPPLIES	200	400
11 40203 5301	COLLEGE NOW	POSTAGE ALLOCATION	112	1,000
11 40203 5318	COLLEGE NOW	PUBLIC RELATIONS	6,129	2,400
11 40203 5349	COLLEGE NOW	OFF CAMPUS BUSINESS EXP	1,894	2,400
11 40203 5442	COLLEGE NOW	INTERNAL PRINTING	200	1,000
11 40203 5512	COLLEGE NOW	TELEPHONE-LONG DISTANCE	50	25
	Total		8,585	7,625
11 40301 5226	DEAN -ARTS & SCIENCES	OFFICE SUPPLIES	2,350	2,300
11 40301 5227	DEAN -ARTS & SCIENCES	COPIER SUPPLIES	-	1,200
11 40301 5301	DEAN -ARTS & SCIENCES	POSTAGE ALLOCATION	50	10
11 40301 5311	DEAN -ARTS & SCIENCES	DUES & MEMBERSHIPS	50	-
11 40301 5318	DEAN -ARTS & SCIENCES	PUBLIC RELATIONS	875	200
11 40301 5349	DEAN -ARTS & SCIENCES	OFF CAMPUS BUSINESS EXP	150	-
11 40301 5383	DEAN -ARTS & SCIENCES	OPERATING LEASE	800	2,089
11 40301 5440	DEAN -ARTS & SCIENCES	INTERNAL CHARGEBACK	-	(8,000)



**Current Unrestricted Expenditure Budgets
By Department (Excluding F/T Salaries)**

GL Account	Department Name	Object of Expenditure	2010-2011 Budget	2011-212 Budget
11 40301 5442	DEAN -ARTS & SCIENCES	INTERNAL PRINTING	25	25
11 40301 5512	DEAN -ARTS & SCIENCES	TELEPHONE-LONG DISTANCE	15	15
	Total		4,315	(2,161)
11 40303 5226	CURRICULUM	OFFICE SUPPLIES	750	350
11 40303 5301	CURRICULUM	POSTAGE ALLOCATION	500	200
11 40303 5309	CURRICULUM	ADVISORY COMMITTEE	10,000	9,500
11 40303 5322	CURRICULUM	TRAVEL-OUTSIDE SERV AREA	10,000	8,500
11 40303 5347	CURRICULUM	AVID EXP	-	500
11 40303 5349	CURRICULUM	OFF CAMPUS BUSINESS EXP	450	450
11 40303 5442	CURRICULUM	INTERNAL PRINTING	750	150
11 40303 5512	CURRICULUM	TELEPHONE-LONG DISTANCE	50	25
	Total		22,500	19,675
11 40401 5226	DEAN-CAREER & TECH ED	OFFICE SUPPLIES	2,300	2,050
11 40401 5227	DEAN-CAREER & TECH ED	COPIER SUPPLIES	600	800
11 40401 5233	DEAN-CAREER & TECH ED	EXCESS COPIER USAGE	1,200	1,000
11 40401 5240	DEAN-CAREER & TECH ED	GENERAL SUPPLIES	2,012	1,000
11 40401 5301	DEAN-CAREER & TECH ED	POSTAGE ALLOCATION	200	295
11 40401 5318	DEAN-CAREER & TECH ED	PUBLIC RELATIONS	995	1,395
11 40401 5322	DEAN-CAREER & TECH ED	TRAVEL-OUTSIDE SERV AREA	1,700	3,100
11 40401 5340	DEAN-CAREER & TECH ED	INSURANCE	-	13,310
11 40401 5349	DEAN-CAREER & TECH ED	OFF CAMPUS BUSINESS EXP	200	520
11 40401 5383	DEAN-CAREER & TECH ED	OPERATING LEASE	6,000	6,000
11 40401 5440	DEAN-CAREER & TECH ED	INTERNAL CHARGEBACK	(7,200)	(7,200)
11 40401 5442	DEAN-CAREER & TECH ED	INTERNAL PRINTING	500	500
11 40401 5512	DEAN-CAREER & TECH ED	TELEPHONE-LONG DISTANCE	200	100
	Total		8,707	22,870
11 40403 5226	DEAN-A/H-NURSING	OFFICE SUPPLIES	750	-
11 40403 5227	DEAN-A/H-NURSING	COPIER SUPPLIES	1,345	-
11 40403 5240	DEAN-A/H-NURSING	GENERAL SUPPLIES	175	-
11 40403 5301	DEAN-A/H-NURSING	POSTAGE ALLOCATION	95	-
11 40403 5311	DEAN-A/H-NURSING	DUES & MEMBERSHIPS	75	-
11 40403 5318	DEAN-A/H-NURSING	PUBLIC RELATIONS	1,000	-
11 40403 5322	DEAN-A/H-NURSING	TRAVEL-OUTSIDE SERV AREA	1,000	-
11 40403 5340	DEAN-A/H-NURSING	INSURANCE	20,000	-
11 40403 5349	DEAN-A/H-NURSING	OFF CAMPUS BUSINESS EXP	300	-
11 40403 5383	DEAN-A/H-NURSING	OPERATING LEASE	2,089	-
11 40403 5440	DEAN-A/H-NURSING	INTERNAL CHARGEBACK	(8,000)	-
11 40403 5442	DEAN-A/H-NURSING	INTERNAL PRINTING	350	-
11 40403 5512	DEAN-A/H-NURSING	TELEPHONE-LONG DISTANCE	40	-
	Total		19,219	-



**Current Unrestricted Expenditure Budgets
By Department (Excluding F/T Salaries)**

GL Account	Department Name	Object of Expenditure	2010-2011 Budget	2011-212 Budget
11 40404 5132	CONTINUING ED ADMIN	CLASSIFIED-P/T	5,000	-
11 40404 5151	CONTINUING ED ADMIN	NON-WORK STUDY	9,200	9,200
11 40404 5225	CONTINUING ED ADMIN	INSTRUCTIONAL SUPPLIES	175	175
11 40404 5226	CONTINUING ED ADMIN	OFFICE SUPPLIES	3,000	3,000
11 40404 5227	CONTINUING ED ADMIN	COPIER SUPPLIES	500	500
11 40404 5233	CONTINUING ED ADMIN	EXCESS COPIER USAGE	500	500
11 40404 5301	CONTINUING ED ADMIN	POSTAGE ALLOCATION	800	300
11 40404 5311	CONTINUING ED ADMIN	DUES & MEMBERSHIPS	500	500
11 40404 5318	CONTINUING ED ADMIN	PUBLIC RELATIONS	4,900	5,500
11 40404 5322	CONTINUING ED ADMIN	TRAVEL-OUTSIDE SERV AREA	1,325	2,200
11 40404 5349	CONTINUING ED ADMIN	OFF CAMPUS BUSINESS EXP	300	800
11 40404 5383	CONTINUING ED ADMIN	OPERATING LEASE	2,479	2,479
11 40404 5442	CONTINUING ED ADMIN	INTERNAL PRINTING	300	300
11 40404 5512	CONTINUING ED ADMIN	TELEPHONE-LONG DISTANCE	300	300
	Total		29,279	25,754
11 40406 5225	CO-OP WORK PROGRAMS	INSTRUCTIONAL SUPPLIES	1,000	800
11 40406 5226	CO-OP WORK PROGRAMS	OFFICE SUPPLIES	250	200
11 40406 5240	CO-OP WORK PROGRAMS	GENERAL SUPPLIES	500	300
11 40406 5301	CO-OP WORK PROGRAMS	POSTAGE ALLOCATION	50	40
11 40406 5318	CO-OP WORK PROGRAMS	PUBLIC RELATIONS	2,000	1,900
11 40406 5442	CO-OP WORK PROGRAMS	INTERNAL PRINTING	50	25
	Total		3,850	3,265
11 40450 5132	PECOS CENTER	CLASSIFIED-P/T	24,004	21,860
11 40450 5151	PECOS CENTER	NON-WORK STUDY	4,243	-
11 40450 5226	PECOS CENTER	OFFICE SUPPLIES	500	400
11 40450 5233	PECOS CENTER	EXCESS COPIER USAGE	250	200
11 40450 5240	PECOS CENTER	GENERAL SUPPLIES	1,185	1,200
11 40450 5301	PECOS CENTER	POSTAGE ALLOCATION	300	400
11 40450 5311	PECOS CENTER	DUES & MEMBERSHIPS	120	120
11 40450 5318	PECOS CENTER	PUBLIC RELATIONS	150	300
11 40450 5349	PECOS CENTER	OFF CAMPUS BUSINESS EXP	1,620	956
11 40450 5351	PECOS CENTER	EQUIPMENT RENTAL	550	550
11 40450 5362	PECOS CENTER	EQUIP REPAIRS	1,500	1,000
11 40450 5371	PECOS CENTER	EQUIP MAINT AGREEMENT	500	536
11 40450 5383	PECOS CENTER	OPERATING LEASE	1,936	1,900
11 40450 5407	PECOS CENTER	CONTRACT SERVICES	300	200
11 40450 5411	PECOS CENTER	EXTERNAL PRINTING	80	80
11 40450 5424	PECOS CENTER	ADV-OTHER	1,785	1,185
11 40450 5440	PECOS CENTER	INTERNAL CHARGEBACK	(1,056)	(100)
11 40450 5501	PECOS CENTER	ELECTRICITY	19,000	18,000
11 40450 5502	PECOS CENTER	NATURAL GAS	2,800	2,300
11 40450 5503	PECOS CENTER	WATER/SEWER	2,200	2,200



**Current Unrestricted Expenditure Budgets
By Department (Excluding F/T Salaries)**

GL Account	Department Name	Object of Expenditure	2010-2011 Budget	2011-2012 Budget
11 40450 5512	PECOS CENTER	TELEPHONE-LONG DISTANCE	500	450
11 40450 5516	PECOS CENTER	TELEPHONE LINE CHGS	3,500	3,500
11 40450 5517	PECOS CENTER	ISP CHARGES	-	3,600
	Total		65,967	60,837
11 40451 5132	MONAHANS CENTER	CLASSIFIED-P/T	-	600
11 40451 5362	MONAHANS CENTER	EQUIP REPAIRS	-	7,480
11 40451 5501	MONAHANS CENTER	ELECTRICITY	6,800	8,000
11 40451 5502	MONAHANS CENTER	NATURAL GAS	900	2,033
11 40451 5503	MONAHANS CENTER	WATER/SEWER	300	330
11 40451 5516	MONAHANS CENTER	TELEPHONE LINE CHGS	2,900	-
11 40451 5517	MONAHANS CENTER	ISP CHARGES	719	3,120
	Total		11,619	21,563
11 40452 5132	ANDREWS CENTER	CLASSIFIED-P/T	11,500	10,725
11 40452 5240	ANDREWS CENTER	GENERAL SUPPLIES	1,500	400
11 40452 5301	ANDREWS CENTER	POSTAGE ALLOCATION	-	50
11 40452 5349	ANDREWS CENTER	OFF CAMPUS BUSINESS EXP	500	300
11 40452 5516	ANDREWS CENTER	TELEPHONE LINE CHGS	4,000	2,100
	Total		17,500	13,575
11 40501 5151	GRAHAM CENTER	NON-WORK STUDY	11,000	11,000
11 40501 5221	GRAHAM CENTER	VETERINARY SUPPLIES	3,000	3,000
11 40501 5226	GRAHAM CENTER	OFFICE SUPPLIES	200	200
11 40501 5240	GRAHAM CENTER	GENERAL SUPPLIES	24,537	16,500
11 40501 5241	GRAHAM CENTER	OIL AND GAS	2,500	2,500
11 40501 5301	GRAHAM CENTER	POSTAGE ALLOCATION	25	25
11 40501 5349	GRAHAM CENTER	OFF CAMPUS BUSINESS EXP	500	2,800
11 40501 5362	GRAHAM CENTER	EQUIP REPAIRS	9,500	9,500
11 40501 5407	GRAHAM CENTER	CONTRACT SERVICES	25,000	25,000
11 40501 5501	GRAHAM CENTER	ELECTRICITY	26,000	26,000
11 40501 5503	GRAHAM CENTER	WATER/SEWER	1,000	1,000
	Total		103,262	97,525
11 40505 5132	CHILDRENS CENTER	CLASSIFIED-P/T	55,000	53,000
11 40505 5151	CHILDRENS CENTER	NON-WORK STUDY	4,600	4,600
11 40505 5226	CHILDRENS CENTER	OFFICE SUPPLIES	500	500
11 40505 5227	CHILDRENS CENTER	COPIER SUPPLIES	280	280
11 40505 5240	CHILDRENS CENTER	GENERAL SUPPLIES	11,871	7,500
11 40505 5260	CHILDRENS CENTER	GROCERIES	17,000	11,000
11 40505 5301	CHILDRENS CENTER	POSTAGE ALLOCATION	150	150
11 40505 5315	CHILDRENS CENTER	ORGANIZATIONAL EXP	825	825
11 40505 5322	CHILDRENS CENTER	TRAVEL-OUTSIDE SERV AREA	1,542	-
11 40505 5342	CHILDRENS CENTER	SPECIAL EVENTS	300	300



**Current Unrestricted Expenditure Budgets
By Department (Excluding F/T Salaries)**

GL Account	Department Name	Object of Expenditure	2010-2011 Budget	2011-212 Budget
11 40505 5349	CHILDRENS CENTER	OFF CAMPUS BUSINESS EXP	263	250
11 40505 5362	CHILDRENS CENTER	EQUIP REPAIRS	1,000	1,000
11 40505 5383	CHILDRENS CENTER	OPERATING LEASE	2,500	2,500
11 40505 5407	CHILDRENS CENTER	CONTRACT SERVICES	270	270
11 40505 5442	CHILDRENS CENTER	INTERNAL PRINTING	561	400
11 40505 5512	CHILDRENS CENTER	TELEPHONE-LONG DISTANCE	30	30
	Total		96,692	82,605
11 46100 5132	STUDENT SUCCESS CENTER	CLASSIFIED-P/T	121,000	110,600
11 46100 5151	STUDENT SUCCESS CENTER	NON-WORK STUDY	79,150	70,600
11 46100 5223	STUDENT SUCCESS CENTER	SOFTWARE & COMPUTER SUPPLIES	2,000	500
11 46100 5225	STUDENT SUCCESS CENTER	INSTRUCTIONAL SUPPLIES	8,750	4,750
11 46100 5226	STUDENT SUCCESS CENTER	OFFICE SUPPLIES	909	500
11 46100 5240	STUDENT SUCCESS CENTER	GENERAL SUPPLIES	5,476	3,500
11 46100 5301	STUDENT SUCCESS CENTER	POSTAGE ALLOCATION	28	10
11 46100 5322	STUDENT SUCCESS CENTER	TRAVEL-OUTSIDE SERV AREA	804	-
11 46100 5383	STUDENT SUCCESS CENTER	OPERATING LEASE	1,060	1,060
11 46100 5407	STUDENT SUCCESS CENTER	CONTRACT SERVICES	23,972	17,500
11 46100 5411	STUDENT SUCCESS CENTER	EXTERNAL PRINTING	1,200	500
11 46100 5442	STUDENT SUCCESS CENTER	INTERNAL PRINTING	1,780	1,000
11 46100 5512	STUDENT SUCCESS CENTER	TELEPHONE-LONG DISTANCE	15	10
	Total		246,144	210,530
11 55110 5132	SPORT CENTER FACILITY	CLASSIFIED-P/T	76,000	65,000
11 55110 5151	SPORT CENTER FACILITY	NON-WORK STUDY	30,585	35,000
11 55110 5226	SPORT CENTER FACILITY	OFFICE SUPPLIES	400	300
11 55110 5227	SPORT CENTER FACILITY	COPIER SUPPLIES	200	200
11 55110 5240	SPORT CENTER FACILITY	GENERAL SUPPLIES	16,150	16,000
11 55110 5301	SPORT CENTER FACILITY	POSTAGE ALLOCATION	100	-
11 55110 5349	SPORT CENTER FACILITY	OFF CAMPUS BUSINESS EXP	250	-
11 55110 5362	SPORT CENTER FACILITY	EQUIP REPAIRS	3,375	2,000
11 55110 5436	SPORT CENTER FACILITY	CUSTODIAL-SPECIAL CLEANING FEE	1,133	-
11 55110 5512	SPORT CENTER FACILITY	TELEPHONE-LONG DISTANCE	120	-
	Total		128,313	118,500
11 55111 5055	SPORT CENTER PROGRAMS	P/T INSTRUCTOR	60,000	65,000
11 55111 5132	SPORT CENTER PROGRAMS	CLASSIFIED-P/T	31,000	20,000
11 55111 5151	SPORT CENTER PROGRAMS	NON-WORK STUDY	3,500	9,500
11 55111 5225	SPORT CENTER PROGRAMS	INSTRUCTIONAL SUPPLIES	25,000	25,000
11 55111 5226	SPORT CENTER PROGRAMS	OFFICE SUPPLIES	212	212
11 55111 5240	SPORT CENTER PROGRAMS	GENERAL SUPPLIES	186	186
11 55111 5301	SPORT CENTER PROGRAMS	POSTAGE ALLOCATION	400	400
11 55111 5349	SPORT CENTER PROGRAMS	OFF CAMPUS BUSINESS EXP	1,275	1,500
11 55111 5371	SPORT CENTER PROGRAMS	EQUIP MAINT AGREEMENT	971	971



**Current Unrestricted Expenditure Budgets
By Department (Excluding F/T Salaries)**

GL Account	Department Name	Object of Expenditure	2010-2011 Budget	2011-2012 Budget
11 55111 5411	SPORT CENTER PROGRAMS	EXTERNAL PRINTING	3,700	3,700
11 55111 5415	SPORT CENTER PROGRAMS	CONTRACTED INSTRUCTION	2,000	500
11 55111 5442	SPORT CENTER PROGRAMS	INTERNAL PRINTING	300	-
11 55111 5512	SPORT CENTER PROGRAMS	TELEPHONE-LONG DISTANCE	100	-
	Total		128,644	126,969
11 55115 5132	FITNESS CENTER	CLASSIFIED-P/T	-	60,000
11 55115 5151	FITNESS CENTER	NON-WORK STUDY	-	21,000
11 55115 5226	FITNESS CENTER	OFFICE SUPPLIES	-	300
11 55115 5240	FITNESS CENTER	GENERAL SUPPLIES	-	2,000
11 55115 5301	FITNESS CENTER	POSTAGE ALLOCATION	-	50
11 55115 5362	FITNESS CENTER	EQUIP REPAIRS	-	4,000
	Total		-	87,350
11 55135 5240	VISITING ARTIST	GENERAL SUPPLIES	110	50
11 55135 5301	VISITING ARTIST	POSTAGE ALLOCATION	110	70
11 55135 5318	VISITING ARTIST	PUBLIC RELATIONS	500	275
11 55135 5407	VISITING ARTIST	CONTRACT SERVICES	2,000	2,000
11 55135 5442	VISITING ARTIST	INTERNAL PRINTING	190	75
	Total		2,910	2,470
11 55145 5407	DH AUDITORIUM	CONTRACT SERVICES	2,350	2,350
11 55145 5440	DH AUDITORIUM	INTERNAL CHARGEBACK	-	(1,000)
	Total		2,350	1,350
11 56101 5132	ABE DISCRETIONARY	CLASSIFIED-P/T	-	10,500
11 56101 5225	ABE DISCRETIONARY	INSTRUCTIONAL SUPPLIES	2,000	1,000
11 56101 5226	ABE DISCRETIONARY	OFFICE SUPPLIES	700	500
11 56101 5233	ABE DISCRETIONARY	EXCESS COPIER USAGE	650	-
11 56101 5240	ABE DISCRETIONARY	GENERAL SUPPLIES	2,135	1,800
11 56101 5301	ABE DISCRETIONARY	POSTAGE ALLOCATION	350	300
11 56101 5318	ABE DISCRETIONARY	PUBLIC RELATIONS	1,700	1,500
11 56101 5322	ABE DISCRETIONARY	TRAVEL-OUTSIDE SERV AREA	-	1,000
11 56101 5349	ABE DISCRETIONARY	OFF CAMPUS BUSINESS EXP	1,000	400
11 56101 5383	ABE DISCRETIONARY	OPERATING LEASE	3,065	3,200
11 56101 5442	ABE DISCRETIONARY	INTERNAL PRINTING	850	800
11 56101 5512	ABE DISCRETIONARY	TELEPHONE-LONG DISTANCE	50	50
	Total		12,500	21,050
12 70101 5729	MEN'S BSKTBL SCHOL	SCHOLARSHIPS:TUITION, R & B, BOOKS	107,240	106,260
12 70102 5729	WOMEN'S BSKTBL SCHOL	SCHOLARSHIPS:TUITION, R & B, BOOKS	106,240	106,260
12 70104 5729	BASEBALL SCHOL	SCHOLARSHIPS:TUITION, R & B, BOOKS	133,760	135,240
12 70105 5729	SOFTBALL SCHOL	SCHOLARSHIPS:TUITION, R & B, BOOKS	117,280	115,920



**Current Unrestricted Expenditure Budgets
By Department (Excluding F/T Salaries)**

GL Account	Department Name	Object of Expenditure	2010-2011 Budget	2011-2012 Budget
12 70106	5729 GOLF SCHOL	SCHOLARSHIPS:TUITION, R & B, BOOKS	51,840	57,960
12 70107	5729 VOLLEYBALL SCHOL	SCHOLARSHIPS:TUITION, R & B, BOOKS	5,000	77,280
12 70109	5729 RODEO SCHOL	SCHOLARSHIPS:TUITION, R & B, BOOKS	133,198	115,920
12 70111	5729 CROSS COUNTRY SCHOL	SCHOLARSHIPS:TUITION, R & B, BOOKS	58,769	57,960
12 70114	5729 TRAINER SCHOL	SCHOLARSHIPS:TUITION, R & B, BOOKS	36,360	38,640
12 70115	5729 SPIRIT SQUAD SCHOL	SCHOLARSHIPS:TUITION, R & B, BOOKS	50,351	115,920
	Total Athletic Scholarships		800,038	927,360
12 70200	5711 OC INSTITUTIONAL SCHOL	CENTURY COMMONS SUBSIDY	214,345	215,000
12 70200	5722 OC INSTITUTIONAL SCHOL	HOUSING SCHOLARSHIP	25,655	20,000
12 70201	5721 OC TEXAS SCHOLARS SCHOL	ACADEMIC SCHOLARSHIP	10,000	11,000
12 70202	5721 OC ACADEMIC SCHOL	ACADEMIC SCHOLARSHIP	50,000	54,000
12 70204	5721 OC ART SCHOL	ACADEMIC SCHOLARSHIP	16,000	17,000
12 70206	5721 OC CE SCHOLARSHIP	ACADEMIC SCHOLARSHIP	30,000	32,000
12 70211	5721 OC HONORS SCHOL	ACADEMIC SCHOLARSHIP	20,000	20,000
12 70214	5721 OC PIANO SCHOL	ACADEMIC SCHOLARSHIP	8,000	8,500
12 70216	5721 OC BAND SCHOL	ACADEMIC SCHOLARSHIP	12,050	14,000
12 70217	5721 OC STRINGS SCHOL	ACADEMIC SCHOLARSHIP	950	-
12 70218	5721 OC CHOIR SCHOL	ACADEMIC SCHOLARSHIP	38,000	41,000
12 70219	5721 OC PHOTO SCHOL	ACADEMIC SCHOLARSHIP	8,000	8,500
12 70221	5721 OC PRESIDENTIAL SCHOL	ACADEMIC SCHOLARSHIP	40,000	42,000
12 70223	5721 OC SOPHOMORE SCHOL	ACADEMIC SCHOLARSHIP	10,000	11,000
12 70227	5721 OC CPR SCHOL	ACADEMIC SCHOLARSHIP	15,000	15,000
12 70260	5721 COLLEGE NOW SCHOL	ACADEMIC SCHOLARSHIP	50,000	50,000
	Total Other Institutional Scholarships		548,000	559,000
13 00000	5055 CE - ALLIED HEALTH	P/T INSTRUCTOR (NON-ADJ)	137,605	133,625
13 00000	5490 CE - ALLIED HEALTH	POOLED INSTRUCTIONAL EXPENSES	148,192	145,180
	Total		285,797	278,805
14 00000	5055 CE-COMMUNITY SERVICE	P/T INSTRUCTOR (NON-ADJ)	155,380	161,706
14 00000	5490 CE-COMMUNITY SERVICE	POOLED INSTRUCTIONAL EXPENSES	300,215	555,317
	Total		455,595	717,023
15 00000	5055 CE-WORKFORCE TRAINING	P/T INSTRUCTOR (NON-ADJ)	19,588	15,500
15 00000	5490 CE-WORKFORCE TRAINING	POOLED INSTRUCTIONAL EXPENSES	96,647	68,439
	Total		116,235	83,939
16 00000	5055 CE-DETENTION BASIC SKILLS	P/T INSTRUCTOR (NON-ADJ)	16,000	16,000
16 00000	5490 CE-DETENTION BASIC SKILLS	POOLED INSTRUCTIONAL EXPENSES	1,000	1,000
	Total		17,000	17,000
17 00000	5490 CE- ED2GO	POOLED EXPENSE CONTROL	14,580	5,850



**Current Unrestricted Expenditure Budgets
By Department (Excluding F/T Salaries)**

GL Account	Department Name	Object of Expenditure	2010-2011 Budget	2011-212 Budget
Total			14,580	5,850
18 61000 5363	FACILITY PROJECTS	BLDG REPAIRS/REMODELING	250,000	41,500
Total			250,000	41,500
18 66601 5151	PHYSICAL PLANT ADMIN	NON-WORK STUDY	8,000	4,000
18 66601 5226	PHYSICAL PLANT ADMIN	OFFICE SUPPLIES	1,200	1,000
18 66601 5240	PHYSICAL PLANT ADMIN	GENERAL SUPPLIES	1,950	1,700
18 66601 5262	PHYSICAL PLANT ADMIN	UNIFORMS	9,000	9,000
18 66601 5301	PHYSICAL PLANT ADMIN	POSTAGE ALLOCATION	150	100
18 66601 5311	PHYSICAL PLANT ADMIN	DUES & MEMBERSHIPS	1,400	1,400
18 66601 5319	PHYSICAL PLANT ADMIN	STAFF TRAINING	-	500
18 66601 5322	PHYSICAL PLANT ADMIN	TRAVEL-OUTSIDE SERV AREA	855	-
18 66601 5370	PHYSICAL PLANT ADMIN	SOFTWARE MAINT AGREEMENT	6,926	7,000
18 66601 5371	PHYSICAL PLANT ADMIN	EQUIP MAINT AGREEMENT	1,380	1,380
18 66601 5383	PHYSICAL PLANT ADMIN	OPERATING LEASE	1,691	1,056
18 66601 5442	PHYSICAL PLANT ADMIN	INTERNAL PRINTING	150	125
18 66601 5512	PHYSICAL PLANT ADMIN	TELEPHONE-LONG DISTANCE	100	50
18 66601 5514	PHYSICAL PLANT ADMIN	CELLULAR ACCESS	3,800	3,800
18 66601 5517	PHYSICAL PLANT ADMIN	ISP CHARGES	825	-
18 66601 5900	PHYSICAL PLANT ADMIN	HEALTH INSUR BENEFIT	27,301	24,603
Total			64,728	55,714
18 66602 5340	PROPERTY INSURANCE	INSURANCE	210,600	187,970
Total			210,600	187,970
18 66603 5249	GENERAL MAINTENANCE	SMALL TOOLS < \$100	1,800	1,500
18 66603 5290	GENERAL MAINTENANCE	DORM MAINT EXP	45,000	38,000
18 66603 5319	GENERAL MAINTENANCE	STAFF TRAINING	25	200
18 66603 5351	GENERAL MAINTENANCE	EQUIPMENT RENTAL	2,219	1,700
18 66603 5360	GENERAL MAINTENANCE	EXTERMINATING	7,800	7,800
18 66603 5362	GENERAL MAINTENANCE	EQUIP REPAIRS	174,645	127,000
18 66603 5371	GENERAL MAINTENANCE	EQUIP MAINT AGREEMENT	100,000	99,656
18 66603 5383	GENERAL MAINTENANCE	OPERATING LEASE	36,636	-
18 66603 5407	GENERAL MAINTENANCE	CONTRACT SERVICES	12,000	10,200
18 66603 5417	GENERAL MAINTENANCE	INSPECTIONS, LICENSE, REG FEES	10,000	13,000
18 66603 5514	GENERAL MAINTENANCE	CELLULAR ACCESS	3,300	3,300
18 66603 5900	GENERAL MAINTENANCE	HEALTH INSUR BENEFIT	50,090	49,723
Total			443,515	352,079
18 66604 5407	CUSTODIAL	CONTRACT SERVICES	553,290	553,290
18 66604 5436	CUSTODIAL	CUSTODIAL-SPECIAL CLEANING FEE	-	10,000
18 66604 5440	CUSTODIAL	INTERNAL CHARGEBACK	-	(10,000)



**Current Unrestricted Expenditure Budgets
By Department (Excluding F/T Salaries)**

GL Account	Department Name	Object of Expenditure	2010-2011 Budget	2011-212 Budget
Total			553,290	553,290
18 66605 5132	GROUNDNS	CLASSIFIED-P/T	45,000	45,000
18 66605 5240	GROUNDNS	GENERAL SUPPLIES	23,000	20,000
18 66605 5249	GROUNDNS	SMALL TOOLS < \$100	1,200	800
18 66605 5305	GROUNDNS	BASEBALL FIELD EXP	10,000	8,500
18 66605 5306	GROUNDNS	SOFTBALL FIELD EXP	6,000	5,100
18 66605 5307	GROUNDNS	DRIVING RANGE EXP	5,000	4,280
18 66605 5319	GROUNDNS	STAFF TRAINING	820	1,000
18 66605 5351	GROUNDNS	EQUIPMENT RENTAL	1,281	1,000
18 66605 5362	GROUNDNS	EQUIP REPAIRS	17,000	14,000
18 66605 5365	GROUNDNS	PARKING LOT REPAIRS	25,000	12,000
18 66605 5514	GROUNDNS	CELLULAR ACCESS	3,200	3,200
18 66605 5900	GROUNDNS	HEALTH INSUR BENEFIT	38,128	40,606
Total			175,629	155,486
18 66606 5501	UTILITIES	ELECTRICITY	855,000	730,000
18 66606 5502	UTILITIES	NATURAL GAS	150,000	135,000
18 66606 5503	UTILITIES	WATER/SEWER	120,000	120,000
Total			1,125,000	985,000
18 66608 5132	CONSTRUCTION	CLASSIFIED-P/T	16,000	12,000
18 66608 5240	CONSTRUCTION	GENERAL SUPPLIES	14,598	14,000
18 66608 5249	CONSTRUCTION	SMALL TOOLS < \$100	2,000	1,000
18 66608 5266	CONSTRUCTION	PAINT & SUPPLIES	18,679	21,000
18 66608 5363	CONSTRUCTION	BLDG REPAIRS/REMODELING	30,921	20,000
18 66608 5445	CONSTRUCTION	MAINTENANCE CHARGEBACK	(34,000)	(36,000)
18 66608 5514	CONSTRUCTION	CELLULAR ACCESS	1,800	1,800
18 66608 5900	CONSTRUCTION	HEALTH INSUR BENEFIT	39,263	43,234
Total			89,261	77,034

Intercollegiate Athletics

22 92200 5132	ATHLETIC DIRECTOR	CLASSIFIED-P/T	1,900	1,800
22 92200 5151	ATHLETIC DIRECTOR	NON-WORK STUDY	2,500	2,500
22 92200 5226	ATHLETIC DIRECTOR	OFFICE SUPPLIES	1,100	1,000
22 92200 5240	ATHLETIC DIRECTOR	GEN SUPPLIES	727	700
22 92200 5262	ATHLETIC DIRECTOR	UNIFORMS	24,200	33,000
22 92200 5301	ATHLETIC DIRECTOR	POSTAGE ALLOCATION	500	400
22 92200 5311	ATHLETIC DIRECTOR	DUES & MEMBERSHIP	650	500
22 92200 5318	ATHLETIC DIRECTOR	PUBLIC RELATIONS	4,000	3,500
22 92200 5322	ATHLETIC DIRECTOR	TRAVEL-OUTSIDE SERVICE AREA	2,500	1,750
22 92200 5329	ATHLETIC DIRECTOR	TRAVEL-POST CONFERENCE	-	-



**Current Unrestricted Expenditure Budgets
By Department (Excluding F/T Salaries)**

GL Account	Department Name	Object of Expenditure	2010-2011 Budget	2011-212 Budget
22 92200 5383	ATHLETIC DIRECTOR	OPERATING LEASE	2,029	2,000
22 92200 5407	ATHLETIC DIRECTOR	CONTRACT SERVICES	37,500	37,000
22 92200 5411	ATHLETIC DIRECTOR	EXTERNAL PRINTING	9,000	7,000
22 92200 5426	ATHLETIC DIRECTOR	ADVERTISING/MARKETING	6,500	7,000
22 92200 5442	ATHLETIC DIRECTOR	INTERNAL PRINTING	750	500
22 92200 5470	ATHLETIC DIRECTOR	POST CONF TRAVEL	35,000	35,000
22 92200 5512	ATHLETIC DIRECTOR	TELEPHONE-LONG DISTANCE	250	100
22 92200 5900	ATHLETIC DIRECTOR	HEALTH INSUR BENEFIT	11,502	13,817
22 92200 5902	ATHLETIC DIRECTOR	FICA MATCHING	4,050	4,621
22 92200 5903	ATHLETIC DIRECTOR	MEDICARE MATCHING	950	1,078
	Total		145,608	153,266
22 92201 5226	MEN'S BASKETBALL	OFFICE SUPPLIES	100	100
22 92201 5240	MEN'S BASKETBALL	GEN SUPPLIES	6,650	5,000
22 92201 5301	MEN'S BASKETBALL	POSTAGE ALLOCATION	500	500
22 92201 5322	MEN'S BASKETBALL	TRAVEL-OUTSIDE SERVICE AREA	17,160	-
22 92201 5325	MEN'S BASKETBALL	RECRUITING TRAVEL	-	15,000
22 92201 5333	MEN'S BASKETBALL	GAME TRAVEL	12,540	12,700
22 92201 5512	MEN'S BASKETBALL	TELEPHONE-LONG DISTANCE	400	400
22 92201 5900	MEN'S BASKETBALL	HEALTH INSUR BENEFIT	4,193	6,511
22 92201 5902	MEN'S BASKETBALL	FICA MATCHING	2,950	3,010
22 92201 5903	MEN'S BASKETBALL	MEDICARE MATCHING	690	704
	Total		45,183	43,925
22 92202 5226	WOMEN'S BASKETBALL	OFFICE SUPPLIES	6	-
22 92202 5240	WOMEN'S BASKETBALL	GEN SUPPLIES	8,600	7,000
22 92202 5301	WOMEN'S BASKETBALL	POSTAGE ALLOCATION	500	500
22 92202 5322	WOMEN'S BASKETBALL	TRAVEL-OUTSIDE SERVICE AREA	9,900	500
22 92202 5325	WOMEN'S BASKETBALL	RECRUITING TRAVEL	-	6,000
22 92202 5333	WOMEN'S BASKETBALL	GAME TRAVEL	16,070	19,000
22 92202 5442	WOMEN'S BASKETBALL	INTERNAL PRINTING	6	-
22 92202 5512	WOMEN'S BASKETBALL	TELEPHONE-LONG DISTANCE	388	400
22 92202 5900	WOMEN'S BASKETBALL	HEALTH INSUR BENEFIT	7,034	7,726
22 92202 5902	WOMEN'S BASKETBALL	FICA MATCHING	2,580	2,324
22 92202 5903	WOMEN'S BASKETBALL	MEDICARE MATCHING	605	544
	Total		45,689	43,994
22 92204 5240	BASEBALL	GEN SUPPLIES	10,782	10,000
22 92204 5301	BASEBALL	POSTAGE ALLOCATION	400	400
22 92204 5322	BASEBALL	TRAVEL-OUTSIDE SERVICE AREA	10,309	1,000
22 92204 5325	BASEBALL	RECRUITING TRAVEL	-	9,000
22 92204 5333	BASEBALL	GAME TRAVEL	24,191	24,000
22 92204 5442	BASEBALL	INTERNAL PRINTING	100	100
22 92204 5512	BASEBALL	TELEPHONE-LONG DISTANCE	250	250



**Current Unrestricted Expenditure Budgets
By Department (Excluding F/T Salaries)**

GL Account	Department Name	Object of Expenditure	2010-2011 Budget	2011-212 Budget
22 92204 5900	BASEBALL	HEALTH INSUR BENEFIT	7,034	7,734
22 92204 5902	BASEBALL	FICA MATCHING	2,122	2,051
22 92204 5903	BASEBALL	MEDICARE MATCHING	500	480
	Total		55,688	55,015
22 92205 5226	SOFTBALL	OFFICE SUPPLIES	153	-
22 92205 5240	SOFTBALL	GEN SUPPLIES	10,805	10,000
22 92205 5322	SOFTBALL	TRAVEL-OUTSIDE SERVICE AREA	11,125	200
22 92205 5325	SOFTBALL	RECRUITING TRAVEL	-	8,000
22 92205 5333	SOFTBALL	GAME TRAVEL	28,000	23,000
22 92205 5442	SOFTBALL	INTERNAL PRINTING	400	-
22 92205 5512	SOFTBALL	TELEPHONE-LONG DISTANCE	50	-
22 92205 5900	SOFTBALL	HEALTH INSUR BENEFIT	4,193	5,939
22 92205 5902	SOFTBALL	FICA MATCHING	2,405	2,490
22 92205 5903	SOFTBALL	MEDICARE MATCHING	563	583
	Total		57,694	50,212
22 92206 5240	GOLF	GEN SUPPLIES	6,150	6,150
22 92206 5301	GOLF	POSTAGE ALLOCATION	115	115
22 92206 5322	GOLF	TRAVEL-OUTSIDE SERVICE AREA	1,500	500
22 92206 5325	GOLF	RECRUITING TRAVEL	-	1,000
22 92206 5333	GOLF	GAME TRAVEL	15,600	15,100
22 92206 5512	GOLF	TELEPHONE-LONG DISTANCE	150	150
22 92206 5900	GOLF	HEALTH INSUR BENEFIT	4,834	5,353
22 92206 5902	GOLF	FICA MATCHING	2,173	2,073
22 92206 5903	GOLF	MEDICARE MATCHING	508	485
	Total		31,030	30,926
22 92207 5223	VOLLEYBALL	SOFTWARE & COMPUTER SUP	-	500
22 92207 5226	VOLLEYBALL	OFFICE SUPPLIES	500	500
22 92207 5240	VOLLEYBALL	GEN SUPPLIES	7,944	7,500
22 92207 5301	VOLLEYBALL	POSTAGE ALLOCATION	500	100
22 92207 5322	VOLLEYBALL	TRAVEL-OUTSIDE SERVICE AREA	10,000	1,500
22 92207 5325	VOLLEYBALL	RECRUITING TRAVEL	-	8,000
22 92207 5333	VOLLEYBALL	GAME TRAVEL	-	19,000
22 92207 5512	VOLLEYBALL	TELEPHONE-LONG DISTANCE	400	400
22 92207 5900	VOLLEYBALL	HEALTH INSUR BENEFIT	2,835	6,427
22 92207 5902	VOLLEYBALL	FICA MATCHING	338	1,306
22 92207 5903	VOLLEYBALL	MEDICARE MATCHING	826	306
	Total		23,343	45,539
22 92209 5240	RODEO	GEN SUPPLIES	26,951	26,000
22 92209 5301	RODEO	POSTAGE ALLOCATION	54	25
22 92209 5311	RODEO	DUES & MEMBERSHIP	250	250



**Current Unrestricted Expenditure Budgets
By Department (Excluding F/T Salaries)**

GL Account	Department Name	Object of Expenditure	2010-2011 Budget	2011-212 Budget
22 92209 5322	RODEO	TRAVEL-OUTSIDE SERVICE AREA	5,500	1,500
22 92209 5325	RODEO	RECRUITING TRAVEL	-	3,000
22 92209 5333	RODEO	GAME TRAVEL	27,600	23,500
22 92209 5442	RODEO	INTERNAL PRINTING	75	75
22 92209 5512	RODEO	TELEPHONE-LONG DISTANCE	25	25
22 92209 5900	RODEO	HEALTH INSUR BENEFIT	2,417	2,721
22 92209 5902	RODEO	FICA MATCHING	992	970
22 92209 5903	RODEO	MEDICARE MATCHING	232	227
	Total		64,095	58,293
22 92211 5240	CROSS COUNTRY	GEN SUPPLIES	3,352	2,000
22 92211 5262	CROSS COUNTRY	UNIFORMS	213	-
22 92211 5301	CROSS COUNTRY	POSTAGE ALLOCATION	50	30
22 92211 5322	CROSS COUNTRY	TRAVEL-OUTSIDE SERVICE AREA	3,750	1,000
22 92211 5325	CROSS COUNTRY	RECRUITING TRAVEL	-	1,500
22 92211 5333	CROSS COUNTRY	GAME TRAVEL	3,600	5,100
22 92211 5349	CROSS COUNTRY	OFF CAMPUS BUSINESS EXP	300	150
22 92211 5442	CROSS COUNTRY	INTERNAL PRINTING	75	40
22 92211 5512	CROSS COUNTRY	TELEPHONE-LONG DISTANCE	10	30
22 92211 5900	CROSS COUNTRY	HEALTH INSUR BENEFIT	2,466	2,746
22 92211 5902	CROSS COUNTRY	FICA MATCHING	1,505	1,558
22 92211 5903	CROSS COUNTRY	MEDICARE MATCHING	352	364
	Total		15,673	14,518
22 92214 5240	TRAINER	GEN SUPPLIES	13,390	14,000
22 92214 5301	TRAINER	POSTAGE ALLOCATION	48	-
22 92214 5311	TRAINER	DUES & MEMBERSHIP	-	250
22 92214 5322	TRAINER	TRAVEL-OUTSIDE SERVICE AREA	1,900	400
22 92214 5325	TRAINER	RECRUITING TRAVEL	-	300
22 92214 5333	TRAINER	GAME TRAVEL	3,500	4,000
22 92214 5340	TRAINER	INSURANCE	32,281	32,281
22 92214 5512	TRAINER	TELEPHONE-LONG DISTANCE	27	-
22 92214 5900	TRAINER	HEALTH INSUR BENEFIT	2,254	2,533
22 92214 5902	TRAINER	FICA MATCHING	1,021	1,021
22 92214 5903	TRAINER	MEDICARE MATCHING	239	239
	Total		54,660	55,024
22 92215 5240	SPIRIT SQUAD	GEN SUPPLIES	9,700	1,700
22 92215 5262	SPIRIT SQUAD	UNIFORMS	13,000	-
22 92215 5301	SPIRIT SQUAD	POSTAGE ALLOCATION	75	50
22 92215 5322	SPIRIT SQUAD	TRAVEL-OUTSIDE SERVICE AREA	5,200	1,000
22 92215 5325	SPIRIT SQUAD	RECRUITING TRAVEL	-	3,000
22 92215 5333	SPIRIT SQUAD	GAME TRAVEL	4,000	14,000
22 92215 5407	SPIRIT SQUAD	CONTRACT SERVICES	3,000	2,000



**Current Unrestricted Expenditure Budgets
By Department (Excluding F/T Salaries)**

GL Account	Department Name	Object of Expenditure	2010-2011 Budget	2011-212 Budget
22 92215 5442	SPIRIT SQUAD	INTERNAL PRINTING	75	50
22 92215 5512	SPIRIT SQUAD	TELEPHONE-LONG DISTANCE	75	30
22 92215 5900	SPIRIT SQUAD	HEALTH INSUR BENEFIT	1,973	4,095
22 92215 5902	SPIRIT SQUAD	FICA MATCHING	1,767	1,215
22 92215 5903	SPIRIT SQUAD	MEDICARE MATCHING	413	420
	Total		39,278	27,560
Auxiliaries				
23 92300 5383	BOOKSTORE	OPERATING LEASE	1,000	992
23 92300 5440	BOOKSTORE	INTERNAL CHARGE-BACK	(1,000)	(992)
	Total		-	-
24 92400 5240	CAFETERIA	GEN SUPPLIES	2,730	2,750
24 92400 5351	CAFETERIA	EQUIPMENT RENTAL	4,508	4,550
24 92400 5362	CAFETERIA	EQUIP REPAIRS	1,000	1,000
24 92400 5407	CAFETERIA	CONTRACT SERVICES	399,612	416,000
	Total		407,850	424,300
27 92217 5240	NT'L GOLF TRNMNT	GEN SUPPLIES	17,947	-
27 92217 5301	NT'L GOLF TRNMNT	POSTAGE ALLOCATION	500	-
27 92217 5340	NT'L GOLF TRNMNT	INSURANCE	553	-
27 92217 5407	NT'L GOLF TRNMNT	CONTRACT SERVICES	5,000	-
27 92217 5424	NT'L GOLF TRNMNT	ADVERTISING	2,000	-
27 92217 5442	NT'L GOLF TRNMNT	INTERNAL PRINTING	2,500	-
27 92217 5450	NT'L GOLF TRNMNT	MISC EXPENSE	7,500	-
	Total		36,000	-
27 92700 5132	CHAMPIONS GOLF FAC	CLASSIFIED-P/T	15,000	15,000
27 92700 5151	CHAMPIONS GOLF FAC	NON-WORK STUDY	14,650	12,000
27 92700 5226	CHAMPIONS GOLF FAC	OFFICE SUPPLIES	250	250
27 92700 5240	CHAMPIONS GOLF FAC	GEN SUPPLIES	10,000	8,000
27 92700 5362	CHAMPIONS GOLF FAC	EQUIP REPAIRS	5,000	5,000
27 92700 5383	CHAMPIONS GOLF FAC	OPERATING LEASE	18,900	19,800
27 92700 5504	CHAMPIONS GOLF FAC	CABLE TV	780	552
27 92700 5699	CHAMPIONS GOLF FAC	COST OF GOODS SOLD	3,200	2,153
27 92700 5900	CHAMPIONS GOLF FAC	HEALTH INSUR BENEFIT	2,900	3,178
27 92700 5902	CHAMPIONS GOLF FAC	FICA MATCHING	1,304	1,300
27 92700 5903	CHAMPIONS GOLF FAC	MEDICARE MATCHING	305	600
	Total		72,289	67,833



**Current Unrestricted Expenditure Budgets
By Department (Excluding F/T Salaries)**

GL Account	Department Name	Object of Expenditure	2010-2011 Budget	2011-212 Budget
29 22602 5151	STUDENT ACTIVITES/REC	NON-WORK STUDY	2,422	-
29 22602 5226	STUDENT ACTIVITES/REC	OFFICE SUPPLIES	800	800
29 22602 5227	STUDENT ACTIVITES/REC	COPIER SUPPLIES	100	-
29 22602 5240	STUDENT ACTIVITES/REC	GEN SUPPLIES	10,724	7,000
29 22602 5270	STUDENT ACTIVITES/REC	ENTERTAINMENT	33,200	30,000
29 22602 5301	STUDENT ACTIVITES/REC	POSTAGE ALLOCATION	30	-
29 22602 5311	STUDENT ACTIVITES/REC	DUES & MEMBERSHIP	95	-
29 22602 5322	STUDENT ACTIVITES/REC	TRAVEL-OUTSIDE SERVICE AREA	2,073	-
29 22602 5349	STUDENT ACTIVITES/REC	OFF CAMPUS BUSINESS EXP	150	50
29 22602 5362	STUDENT ACTIVITES/REC	EQUIP REPAIRS	150	100
29 22602 5371	STUDENT ACTIVITES/REC	EQUIP MAINT AGREEMENT	70	-
29 22602 5407	STUDENT ACTIVITES/REC	CONTRACT SERVICES	6,500	4,000
29 22602 5411	STUDENT ACTIVITES/REC	EXTERNAL PRINTING	325	-
29 22602 5442	STUDENT ACTIVITES/REC	INTERNAL PRINTING	200	150
29 22602 5512	STUDENT ACTIVITES/REC	TELEPHONE-LONG DISTANCE	50	25
	Total		56,888	42,125
29 22603 5240	INTRAMURALS	GEN SUPPLIES	1,350	2,000
29 22603 5407	INTRAMURALS	CONTRACT SERVICES	500	2,000
	Total		1,850	4,000
29 22604 5226	STUDENT CONGRESS	OFFICE SUPPLIES	100	100
29 22604 5240	STUDENT CONGRESS	GEN SUPPLIES	1,400	1,000
29 22604 5311	STUDENT CONGRESS	DUES & MEMBERSHIP	2,000	2,000
29 22604 5317	STUDENT CONGRESS	CONVENTION EXP	500	500
29 22604 5322	STUDENT CONGRESS	TRAVEL-OUTSIDE SERV AREA	1,500	1,250
29 22604 5331	STUDENT CONGRESS	STUDENT TRAVEL	5,300	4,500
29 22604 5442	STUDENT CONGRESS	INTERNAL PRINTING	250	100
29 22604 5512	STUDENT CONGRESS	TELEPHONE-LONG DISTANCE	50	25
	Total		11,100	9,475
29 22606 5151	COFFEE SHOP	NON-WORK STUDY	20,000	20,000
29 22606 5240	COFFEE SHOP	GEN SUPPLIES	2,500	2,050
29 22606 5370	COFFEE SHOP	SOFTWARE MAINTENANCE	450	-
29 22606 5383	COFFEE SHOP	OPERATING LEASE	2,196	2,196
29 22606 5699	COFFEE SHOP	COST OF GOODS SOLD	15,000	15,000
	Total		40,146	39,246
29 22616 5699	CONCESSIONS	COST OF GOODS SOLD	3,000	3,000
	Total		3,000	3,000
	GRAND TOTAL - OPERATING EXPENDITURES		14,032,360	15,446,189



CAPITAL & EQUIPMENT BUDGET
Current Unrestricted Funds 2011-2012

Dept #	Dept Name	Description	Amount	Strategic Planning Ref.		
				Institutional Goal	New Project	Strategic Initiative
10305	Media Relations	7 TB external hard drive - back/up storage	1,385	7	10305-1	
10359	Transportation	Lease purchase of small passenger busses to replace 15-passenger vans (safety)	43,000	2,7		
10359	Transportation	Repair skid-steer - refurbished from ranch fire	6,500	7		
10359	Transportation	Air lift equipment, oil drain container, wheel impact wrench - for large bus	8,900	7		
10359	Transportation	(3) golf cart beds - install on existing carts	1,200	6,7		
10359	Transportation	Cummins engine scanner - for diesel bus	850	7		
10361	Info Tech	(2) wireless access points to improve wireless coverage in DH and CT	2,100	4,6,7		
10361	Info Tech	Secunia 3rd party software to mass deploy updates to campus computers	6,667	7	10361-1	
10370	General Institutional	Unscheduled Furniture Replacement	20,000	4,6,7		
30300	Biology	Thermocycler	2,500	3	30300-1	
30300	Biology	Microfuge	400	3	30300-1	
30300	Biology	UV Transilluminator	995	3	30300-1	
30300	Biology	(2) Water baths	1,650	3	30300-1	
30700	Physical Education	Replace nonworking body composition machine.	2,803	1,7		
30700	Physical Education	Replace (2) TV's and DVD players in rooms 212 and B5.	2,856	1,2,7		
30700	Physical Education	Replace mats for Judo/Karate and Defensive Tactics classes. (4)	3,600	1,2,7		
30700	Physical Education	(4) Spinner bikes for high-demand spinner class. Supported with increase in lab fee.	18,216	1,2,7		
30903	Instrumental Music	Replace electric bass amplifier for the OC Jazz band.	1,000	1,2,7		
33530	Cosmetology	Smart Board with integrated projector and cabling	3,500	1,3,7		
33530	Cosmetology	Instructional DVD series to replace old series.	1,071	1,4		
33540	Fire Tech	Breathing air cylinders	17,625	1		
33540	Fire Tech	(5) set of firefighting gear (jackets and pants)	5,935	1		
33540	Fire Tech	(15) fire fighting helmets	3,075	1		
33540	Fire Tech	Hale portable fire pump	3,550	1-6	33540-1/2/3	



CAPITAL & EQUIPMENT BUDGET
Current Unrestricted Funds 2011-2012

Dept #	Dept Name	Description	Amount	Strategic Planning Ref.		
				Institutional Goal	New Project	Strategic Initiative
33540	Fire Tech	Portable master stream monitor with nozzle tips	3,000	1-6	33540-1/2/3	
33540	Fire Tech	(2) portable 1000 gal water tanks	1,200	1-6	33540-1/2/3	
33540	Fire Tech	Fire hose testing device	2,675	1-6	33540-1/3	
33540	Fire Tech	14' combination ladder	540	1-6	33540-1/2	
33540	Fire Tech	35' extension ladder	1,834	1-6	33540-1/2	
33540	Fire Tech	Electric positive pressure fan	2,170	1-6	33540-1/2	
33540	Fire Tech	BW 4-gas air monitor	1,700	1-6	33540-1	
33610	Assoc Degree Nursing	Teaching stethoscopes to replace broken/unrepairable ones (4)	578	1,4		
33620	VOC Nursing - Monahans	(2) refurbished Alaris IV pumps	2,150	1,4	33620-2	FY2011 (4)
33620	VOC Nursing - Monahans	Sentinel enteral feeding pump	631	1,4	33620-2	FY2011 (4)
33620	VOC Nursing - Monahans	Vital signs monitor	600	1	33620-2	FY2011 (4)
33620	VOC Nursing - Monahans	Fax machine	275	6,7		FY2011 (4)
33690	EMS	(3) Laerdal compact suction units	1,725	1		
40501	Graham Center Ranch	(2) weed eaters	600	7		
40501	Graham Center Ranch	Deck mower	6,000	7		
55111	Sport Center	Sound system for aerobics classes (SC212)	2,100	2,7		
66605	Grounds	Vacuum	1,800	2,7		
66605	Grounds	Utility trailer	500	7		
92205	Softball	Portable front toss protective screen	500	1		
92209	Rodeo	Roping chute	2,000	1		
Total Equipment			\$ 191,956			

40101	LRC	Faculty requested books - amount reduced by 15%	42,500	4,58		
40101	LRC	Bound periodicals - amount reduced by 15%	29,340	4,5		



**CAPITAL & EQUIPMENT BUDGET
Current Unrestricted Funds 2011-2012**

Dept #	Dept Name	Description	Amount	<i>Strategic Planning Ref.</i>		
				Institutional Goal	New Project	Strategic Initiative
40101	LRC	Software - amount reduced by 7%	5,500	4		
40101	LRC	Circulation Books -	37,940	4,5		
		Total Library Books	\$ 115,280			



**CAPITAL & EQUIPMENT BUDGET
Perkins Grant 2011-2012**

Dept #	Dept Name	Description	Amount	Strategic Planning		
				Institutional Goal	New Project	Strategic Initiative
33410	Office Systems	(45) licenses Office 2010 to create new Accounting Lab	2,250	1,4,7		FY2012 (5)
33410	Office Systems	Laser Printer for OFST Lab	775	1		
33410	Office Systems	Laser Printer for new Accounting Lab	775	1		
33530	Cosmetology	Course Mgt Guide on CD	501	1,4		
33530	Cosmetology	(30) Styling chairs	5,970	1,7		
33540	Fire Tech	6000-watt power generator	6,000	1-6	33540-1,2,3	
33540	Fire Tech	(1) 2 1/2" fog nozzle	800	1,7		
33540	Fire Tech	(12) 1 3/4" Fire Hose	1,200	1,7		
33580	Photography	Apple iMac 21" (3)	4,197	1	33580-1	
33580	Photography	Epson 3880 digital printers (3)	3,900	1	33580-1	
33595	Occup Safety & Health	SmartBoard with bluetooth	1,699	1,4,7		FY2012 (5)
33595	Occup Safety & Health	Ceiling projector with mounting brackets	1,000	1,4,7		FY2012 (5)
33595	Occup Safety & Health	LCD HDTV 40" with brackets	850	1,4,7		FY2012 (5)
33595	Occup Safety & Health	DVD/VCR Combo	190	1,4,7		FY2012 (5)
33595	Occup Safety & Health	(2) Wireless Keyboards & Mouse	200	1,4,7		FY2012 (5)
33595	Occup Safety & Health	(14) Computers for lab	14,000	1,4,7		FY2012 (5)
33595	Occup Safety & Health	LCD projector	350	1,4,7		FY2012 (5)
33610	Assoc Degree Nursing	Alaris SMART infusion pump	1,345	1,4,7		
33610	Assoc Degree Nursing	Alaris guardrail programs to run infusion units	225	1,4,7		
33610	Assoc Degree Nursing	Alaris guardrail programs to run the CPU	855	1,4,7		
33610	Assoc Degree Nursing	Software for the PCU to run syringe pump IV module	2,336	1,4,7		
33610	Assoc Degree Nursing	Teaching stethoscopes	289	1,4,7		
33620	VOC Nursing - Monahans	(8) computers for computer lab	6,800	1,4		FY2011 (4)
33620	VOC Nursing - Monahans	(4) adjustable computer tables & (8) armless chairs	1,680	1,4		FY2011 (4)
33620	VOC Nursing - Monahans	Self contained vertical headwall with oxygen and airflow meter with warranty	2,445	1,4,7		FY2011 (4)
33620	VOC Nursing - Monahans	Thermoscan Pro 4000 Temporal temp	210	1,4,7		FY2011 (4)
33620	VOC Nursing - Monahans	(1) clicker kit for increased student interaction	1,100	1,4,7		FY2011 (4)
33621	VOC Nursing - Andrews	Nursing Kelly manikin	4,195	1,4,7		
33621	VOC Nursing - Andrews	Vital sim unit controller for manikin	2,450	1,4,7		
33640	CE - Phlebotomy	Instructional Supplies	879	1		
33680	Rad Tech	(10) Blood Pressure Cuffs	199	1		
33680	Rad Tech	(4) Teaching Stethoscopes	114	1		
33680	Rad Tech	(1) DVD Basic math for Healthcare Powerpoint	169	1,4		



**CAPITAL & EQUIPMENT BUDGET
Perkins Grant 2011-2012**

Dept #	Dept Name	Description	Amount	Strategic Planning		
				Institutional Goal	New Project	Strategic Initiative
33690	CE - CPR	Instructional Supplies	1,374	1		
33690	EMS	Impact EMV plus portable ventilator	12,995	1,7		
33690	EMS	(1) Laerdal peripheral kit	8,000	1		
33690	EMS	(1) Laerdal airway management trainer	1,895	1		
33691	Physical Therapy Assist	Electrical Stimulation Unit	1,200	1,7		
33730	Electrical/Electronics	ET 203: Computer	1,000	1,4,7		FY2011 (3)
33730	Electrical/Electronics	ET 203:ELMO Camera	900	1,4,7		FY2011 (3)
33730	Electrical/Electronics	ET 203:DVD/VCR Combo	190	1,4,7		FY2011 (3)
33730	Electrical/Electronics	ET 203:Lectern	1,200	1,4,7		FY2011 (3)
33730	Electrical/Electronics	ET 203: SmartBoard	4,076	1,4,7		FY2011 (3)
33730	Electrical/Electronics	(3) LAB Volt Benchtop trainers	15,000	1,7		FY2011 (3)
33810	CE-CNA	Instructional Supplies	1,312	1		
33810	CE-CNA	(4) Centra 850 Refurbished Beds	12,780	1		
33810	CE-CNA	(4) Delmar's Nursing Asst Skills and Procedures	6,599	1		
33830	CE-Pharmacy	Instructional Supplies	505	1		
33845	CE-Massage	(5) Rolling stools with removable back rest	324	1		
33845	CE-Massage Therapy	(2) Cabinets	1,554	1		
33845	CE-Massage Therapy	(2) Massage Tables	1,240	1		
33845	CE-Massage Therapy	(2) Vortex Chair Packages	538	1		
TOTAL PERKINS CAPITAL BUDGET			\$ 142,630			

Previous Year Perkins Capital Grant (FY2011) \$ 149,028

FACULTY SALARY SCHEDULE

Revised 7/26/11

September 2011 - August 2012

INSTRUCTOR 2011/12		
Step	9-Mo Rate	12-Mo Rate
1	38,959	48,426
2	39,498	49,096
3	40,037	49,766
4	40,576	50,436
5	41,115	51,106
6	41,654	51,776
7	42,193	52,446
8	42,732	53,116
9	43,271	53,786
10	43,810	54,456
11	44,349	55,126
12	44,888	55,796
13	45,427	56,466
14	45,966	57,136
15	46,505	57,806
16	47,044	58,476
17	47,583	59,146
18	48,122	59,816
19	48,661	60,486
20	49,200	61,156
21	49,739	61,826
22	50,278	62,496
23	50,817	63,166
24	51,356	63,836
25	51,895	64,505
26	52,434	65,175
27	52,973	65,845
28	53,512	66,515
29	54,051	67,185
30	54,590	67,855
31	55,129	68,525

ASSISTANT PROFESSOR 2011/12		
Step	9-Mo Rate	12-Mo Rate
1	40,179	49,942
2	40,728	50,625
3	41,277	51,307
4	41,826	51,990
5	42,375	52,672
6	42,924	53,355
7	43,473	54,037
8	44,022	54,719
9	44,571	55,402
10	45,120	56,084
11	45,669	56,767
12	46,218	57,449
13	46,767	58,131
14	47,316	58,814
15	47,865	59,496
16	48,414	60,179
17	48,963	60,861
18	49,512	61,543
19	50,061	62,226
20	50,610	62,908
21	51,159	63,591
22	51,708	64,273
23	52,257	64,955
24	52,806	65,638
25	53,355	66,320
26	53,904	67,003
27	54,453	67,685
28	55,002	68,367
29	55,551	69,050
30	56,100	69,732
31	56,649	70,415

ASSOCIATE PROFESSOR I 2011/12		
Step	9-Mo Rate	12-Mo Rate
1	41,403	51,464
2	41,958	52,154
3	42,513	52,844
4	43,068	53,534
5	43,623	54,223
6	44,178	54,913
7	44,733	55,603
8	45,288	56,293
9	45,843	56,983
10	46,398	57,673
11	46,953	58,363
12	47,508	59,052
13	48,063	59,742
14	48,618	60,432
15	49,173	61,122
16	49,728	61,812
17	50,283	62,502
18	50,838	63,192
19	51,393	63,881
20	51,948	64,571
21	52,503	65,261
22	53,058	65,951
23	53,613	66,641
24	54,168	67,331
25	54,723	68,021
26	55,278	68,711
27	55,833	69,400
28	56,388	70,090
29	56,943	70,780
30	57,498	71,470
31	58,053	72,160
32	58,608	72,850
33	59,163	73,540
34	59,718	74,229
35	60,273	74,919
36	60,828	75,609

ASSOCIATE PROFESSOR II 2011/12		
Step	9-Mo Rate	12-Mo Rate
1	42,622	52,979
2	43,188	53,683
3	43,754	54,386
4	44,320	55,090
5	44,886	55,793
6	45,452	56,497
7	46,018	57,200
8	46,584	57,904
9	47,150	58,607
10	47,716	59,311
11	48,282	60,015
12	48,848	60,718
13	49,414	61,422
14	49,980	62,125
15	50,546	62,829
16	51,112	63,532
17	51,678	64,236
18	52,244	64,939
19	52,810	65,643
20	53,376	66,346
21	53,942	67,050
22	54,508	67,753
23	55,074	68,457
24	55,640	69,161
25	56,206	69,864
26	56,772	70,568
27	57,338	71,271
28	57,904	71,975
29	58,470	72,678
30	59,036	73,382
31	59,602	74,085
32	60,168	74,789
33	60,734	75,492
34	61,300	76,196
35	61,866	76,899
36	62,432	77,603

PROFESSOR 2011/12		
Step	9-Mo Rate	12-Mo Rate
3	43,733	54,360
4	44,538	55,361
5	45,343	56,361
6	46,148	57,362
7	46,953	58,363
8	47,758	59,363
9	48,563	60,364
10	49,368	61,364
11	50,173	62,365
12	50,978	63,366
13	51,783	64,366
14	52,588	65,367
15	53,393	66,367
16	54,198	67,368
17	55,003	68,369
18	55,808	69,369
19	56,613	70,370
20	57,418	71,371
21	58,223	72,371
22	59,028	73,372
23	59,833	74,372
24	60,638	75,373
25	61,443	76,374
26	62,248	77,374
27	63,053	78,375
28	63,858	79,375
29	64,663	80,376
30	65,468	81,377
31	66,273	82,377
32	67,078	83,378
33	67,883	84,379
34	68,688	85,379
35	69,493	86,380
36	70,298	87,380
37	71,103	88,381
38	71,908	89,382
39	72,713	90,382

SECRETARIAL/CLERICAL SALARY SCHEDULE

Revised 7/26/11

September 2011 - August 2012

Step	Category I		Category II		Category III		Category IV		Category V	
	Annual	Hourly	Annual	Hourly	Annual	Hourly	Annual	Hourly	Annual	Hourly
1	19,102	9.18	19,494	9.37	19,939	9.59	20,436	9.83	20,985	10.09
2	19,651	9.45	20,043	9.64	20,488	9.85	20,985	10.09	21,534	10.35
3	20,200	9.71	20,592	9.90	21,037	10.11	21,534	10.35	22,083	10.62
4	20,749	9.98	21,141	10.16	21,586	10.38	22,083	10.62	22,632	10.88
5	21,298	10.24	21,690	10.43	22,135	10.64	22,632	10.88	23,181	11.14
6	21,847	10.50	22,239	10.69	22,684	10.91	23,181	11.14	23,730	11.41
7	22,396	10.77	22,788	10.96	23,233	11.17	23,730	11.41	24,279	11.67
8	22,945	11.03	23,337	11.22	23,782	11.43	24,279	11.67	24,828	11.94
9	23,494	11.30	23,886	11.48	24,331	11.70	24,828	11.94	25,377	12.20
10	24,043	11.56	24,435	11.75	24,880	11.96	25,377	12.20	25,926	12.46
11	24,592	11.82	24,984	12.01	25,429	12.23	25,926	12.46	26,475	12.73
12	25,141	12.09	25,533	12.28	25,978	12.49	26,475	12.73	27,024	12.99
13	25,690	12.35	26,082	12.54	26,527	12.75	27,024	12.99	27,573	13.26
14	26,239	12.61	26,631	12.80	27,076	13.02	27,573	13.26	28,122	13.52
15	26,788	12.88	27,180	13.07	27,625	13.28	28,122	13.52	28,671	13.78
16	27,337	13.14	27,729	13.33	28,174	13.55	28,671	13.78	29,220	14.05
17	27,886	13.41	28,278	13.60	28,723	13.81	29,220	14.05	29,769	14.31
18	28,435	13.67	28,827	13.86	29,272	14.07	29,769	14.31	30,318	14.58
19	28,984	13.93	29,376	14.12	29,821	14.34	30,318	14.58	30,867	14.84
20	29,533	14.20	29,925	14.39	30,370	14.60	30,867	14.84	31,416	15.10
21	30,082	14.46	30,474	14.65	30,919	14.86	31,416	15.10	31,965	15.37
22	30,631	14.73	31,023	14.91	31,468	15.13	31,965	15.37	32,514	15.63
23	31,180	14.99	31,572	15.18	32,017	15.39	32,514	15.63	33,063	15.90
24	31,729	15.25	32,121	15.44	32,566	15.66	33,063	15.90	33,612	16.16
25	32,278	15.52	32,670	15.71	33,115	15.92	33,612	16.16	34,161	16.42
26	32,827	15.78	33,219	15.97	33,664	16.18	34,161	16.42	34,710	16.69

PHYSICAL PLANT SALARY SCHEDULE

Revised 7/26/11

September 2011 - August 2012

<u>Step</u>	<u>Category I</u>		<u>Category II</u>		<u>Category III</u>		<u>Category IV</u>	
	<u>Annual</u>	<u>Hourly</u>	<u>Annual</u>	<u>Hourly</u>	<u>Annual</u>	<u>Hourly</u>	<u>Annual</u>	<u>Hourly</u>
1	19,458	9.35	20,681	9.94	23,449	11.27	26,115	12.56
2	20,007	9.62	21,230	10.21	23,998	11.54	26,664	12.82
3	20,556	9.88	21,779	10.47	24,547	11.80	27,213	13.08
4	21,105	10.15	22,328	10.73	25,096	12.07	27,762	13.35
5	21,654	10.41	22,877	11.00	25,645	12.33	28,311	13.61
6	22,203	10.67	23,426	11.26	26,194	12.59	28,860	13.88
7	22,752	10.94	23,975	11.53	26,743	12.86	29,409	14.14
8	23,301	11.20	24,524	11.79	27,292	13.12	29,958	14.40
9	23,850	11.47	25,073	12.05	27,841	13.39	30,507	14.67
10	24,399	11.73	25,622	12.32	28,390	13.65	31,056	14.93
11	24,948	11.99	26,171	12.58	28,939	13.91	31,605	15.19
12	25,497	12.26	26,720	12.85	29,488	14.18	32,154	15.46
13	26,046	12.52	27,269	13.11	30,037	14.44	32,703	15.72
14	26,595	12.79	27,818	13.37	30,586	14.70	33,252	15.99
15	27,144	13.05	28,367	13.64	31,135	14.97	33,801	16.25
16	27,693	13.31	28,916	13.90	31,684	15.23	34,350	16.51
17	28,242	13.58	29,465	14.17	32,233	15.50	34,899	16.78
18	28,791	13.84	30,014	14.43	32,782	15.76	35,448	17.04
19	29,340	14.11	30,563	14.69	33,331	16.02	35,997	17.31
20	29,889	14.37	31,112	14.96	33,880	16.29	36,546	17.57
21	30,438	14.63	31,661	15.22	34,429	16.55	37,095	17.83
22	30,987	14.90	32,210	15.49	34,978	16.82	37,644	18.10
23	31,536	15.16	32,759	15.75	35,527	17.08	38,193	18.36
24	32,085	15.43	33,308	16.01	36,076	17.34	38,742	18.63
25	32,634	15.69	33,857	16.28	36,625	17.61	39,291	18.89
26	33,183	15.95	34,406	16.54	37,174	17.87	39,840	19.15
27	33,732	16.22	34,955	16.81	37,723	18.14	40,389	19.42
28	34,281	16.48	35,504	17.07	38,272	18.40	40,938	19.68

CHILDREN'S CENTER SALARY SCHEDULE
FULL-TIME TEACHER

Revised 7/26/11

September 2011 - August 2012

Step	CATEGORY I 0-29 Hours		CATEGORY II 30+ Hours		CATEGORY III Associate Degree		CATEGORY IV Bachelor's Degree		CATEGORY V Master's Degree	
	Annual	Hourly	Annual	Hourly	Annual	Hourly	Annual	Hourly	Annual	Hourly
	1	18,777	9.03	19,054	9.16	19,943	9.59	20,989	10.09	23,080
2	19,159	9.21	19,436	9.34	20,325	9.77	21,371	10.27	23,462	11.28
3	19,541	9.39	19,818	9.53	20,707	9.96	21,753	10.46	23,844	11.46
4	19,923	9.58	20,200	9.71	21,089	10.14	22,135	10.64	24,226	11.65
5	20,305	9.76	20,582	9.90	21,471	10.32	22,517	10.83	24,608	11.83
6	20,687	9.95	20,964	10.08	21,853	10.51	22,899	11.01	24,990	12.01
7	21,069	10.13	21,346	10.26	22,235	10.69	23,281	11.19	25,372	12.20
8	21,451	10.31	21,728	10.45	22,617	10.87	23,663	11.38	25,754	12.38
9	21,833	10.50	22,110	10.63	22,999	11.06	24,045	11.56	26,136	12.57
10	22,215	10.68	22,492	10.81	23,381	11.24	24,427	11.74	26,518	12.75
11	22,597	10.86	22,874	11.00	23,763	11.42	24,809	11.93	26,900	12.93
12	22,979	11.05	23,256	11.18	24,145	11.61	25,191	12.11	27,282	13.12
13	23,361	11.23	23,638	11.36	24,527	11.79	25,573	12.29	27,664	13.30
14	23,743	11.41	24,020	11.55	24,909	11.98	25,955	12.48	28,046	13.48
15	24,125	11.60	24,402	11.73	25,291	12.16	26,337	12.66	28,428	13.67
16	24,507	11.78	24,784	11.92	25,673	12.34	26,719	12.85	28,810	13.85
17	24,889	11.97	25,166	12.10	26,055	12.53	27,101	13.03	29,192	14.03
18	25,271	12.15	25,548	12.28	26,437	12.71	27,483	13.21	29,574	14.22
19	25,653	12.33	25,930	12.47	26,819	12.89	27,865	13.40	29,956	14.40
20	26,035	12.52	26,312	12.65	27,201	13.08	28,247	13.58	30,338	14.59
21	26,417	12.70	26,694	12.83	27,583	13.26	28,629	13.76	30,720	14.77
22	26,799	12.88	27,076	13.02	27,965	13.44	29,011	13.95	31,102	14.95
23	27,181	13.07	27,458	13.20	28,347	13.63	29,393	14.13	31,484	15.14
24	27,563	13.25	27,840	13.38	28,729	13.81	29,775	14.31	31,866	15.32

CHILDREN'S CENTER SALARY SCHEDULE
FULL-TIME AIDE

Revised 7/26/11

September 2011 - August 2012

<u>Step</u>	<u>CATEGORY I</u>		<u>CATEGORY II</u>		<u>CATEGORY III</u>	
	<u>0-29 Hours</u>		<u>30+ Hours</u>		<u>Assoc/Bachelor Degree</u>	
	<u>Annual</u>	<u>Hourly</u>	<u>Annual</u>	<u>Hourly</u>	<u>Annual</u>	<u>Hourly</u>
1	18,491	8.89	18,941	9.11	19,390	9.32
2	18,705	8.99	19,155	9.21	19,604	9.43
3	18,919	9.10	19,369	9.31	19,818	9.53
4	19,133	9.20	19,583	9.41	20,032	9.63
5	19,347	9.30	19,797	9.52	20,246	9.73
6	19,561	9.40	20,011	9.62	20,460	9.84
7	19,775	9.51	20,225	9.72	20,674	9.94
8	19,989	9.61	20,439	9.83	20,888	10.04
9	20,203	9.71	20,653	9.93	21,102	10.15
10	20,417	9.82	20,867	10.03	21,316	10.25
11	20,631	9.92	21,081	10.14	21,530	10.35
12	20,845	10.02	21,295	10.24	21,744	10.45
13	21,059	10.12	21,509	10.34	21,958	10.56
14	21,273	10.23	21,723	10.44	22,172	10.66
15	21,487	10.33	21,937	10.55	22,386	10.76
16	21,701	10.43	22,151	10.65	22,600	10.87

ODESSA COLLEGE
TUITION AND FEE SCHEDULE
Fall 2011

The table below reflects the Fall 2011 tuition and fee rates for credit instruction. The schedule is subject to revision by the Texas State Legislature and/or the Odessa College Board of Trustees. Tuition and fee rates for OC Global instruction may vary from those shown in this table.

High school students taking concurrent college classes through the CollegeNOW program pay tuition and fees per a separate schedule.

SEMESTER HOURS	IN-DISTRICT RESIDENT	OUT-OF-DISTRICT RESIDENT	OUT-OF-STATE NONRESIDENT
1	\$228	\$333	\$558
2	228	333	558
3	228	333	558
4	304	444	694
5	380	555	830
6	456	666	966
7	532	777	1,102
8	608	888	1,238
9	684	999	1,374
10	760	1,110	1,510
11	836	1,221	1,646
12	912	1,332	1,782
13	988	1,443	1,918
14	1,064	1,554	2,054
15	1,140	1,665	2,190
16	1,216	1,776	2,326
17	1,292	1,887	2,462
18	1,368	1,998	2,598
19	1,444	2,109	2,734
20	1,520	2,220	2,870
21	1,596	2,331	3,006
22	1,672	2,442	3,142
23	1,748	2,553	3,278
24	1,824	2,664	3,414
25	1,900	2,775	3,550

ODESSA COLLEGE
CollegeNow and CollegeNow Academy
TUITION AND FEES
Fall 2011/Spring 2012

The tables below reflect the Fall 2011/Spring 2012 tuition and fee rates for high school students taking concurrent college classes through the CollegeNOW and CollegeNOW Academy programs. Separate rates apply based on type and location of instruction as listed below.

On High School Campus		
SEMESTER HOURS	IN-DISTRICT RESIDENT	OUT-OF-DISTRICT & NON-RESIDENT
1	\$90	\$195
2	90	195
3	90	195
4	120	260
5	150	325
6	180	390
7	210	455
8	240	520
9	270	585

On Odessa College Campus		
SEMESTER HOURS	IN-DISTRICT RESIDENT	OUT-OF-DISTRICT & NON-RESIDENT
1	\$153	\$258
2	153	258
3	153	258
4	204	344
5	255	430
6	306	516
7	357	602
8	408	688
9	459	774

Web-Based Instruction		
SEMESTER HOURS	IN-DISTRICT RESIDENT	OUT-OF-DISTRICT & NON-RESIDENT
1	\$105	\$210
2	120	225
3	135	240
4	180	320
5	225	400
6	270	480
7	315	560
8	360	640
9	405	720

Note: Other course-based fees may apply to certain courses as listed in the OC Schedule of Classes.

**SALARIES AND EMOLUMENTS BY DEPARTMENT AND POSITION
FISCAL YEAR 2011-2012**

<u>DEPARTMENT</u>	<u>POSITION</u>	<u>STATUS</u>	<u>SALARY</u>	<u>BENEFIT DESC</u>
ACCOUNTING	Staff	F/T	30,000	
ACCOUNTING	Staff	F/T	41,820	
ACCOUNTING	Staff	F/T	60,000	
Administrative & HR Consultant	Staff	P/T	4,500	
Admissions	Secretary	F/T	23,233	
Admissions	Secretary	F/T	24,331	
Admissions	Staff	F/T	51,506	
Adult Basic Education	Coordinator	F/T	33,470	
Adult Basic Education	Coordinator	F/T	43,296	
Adult Basic Education	Director	F/T	61,650	
Adult Basic Education	Secretary	F/T	22,945	
Adult Basic Education	Secretary	F/T	25,533	
Adult Basic Education	Secretary	F/T	28,174	
Adult Basic Education	Aide	P/T	1,250	
Adult Basic Education	Aide	P/T	1,250	
Adult Basic Education	Aide	P/T	1,250	
Adult Basic Education	Aide	P/T	1,250	
Adult Basic Education	Instructor	P/T	2,300	
Adult Basic Education	Instructor	P/T	2,300	
Adult Basic Education	Instructor	P/T	2,300	
Adult Basic Education	Instructor	P/T	2,300	
Adult Basic Education	Instructor	P/T	2,300	
Adult Basic Education	Instructor	P/T	2,300	
Adult Basic Education	Instructor	P/T	2,300	
Adult Basic Education	Instructor	P/T	2,300	
Adult Basic Education	Instructor	P/T	2,300	
Adult Basic Education	Instructor	P/T	2,300	
Adult Basic Education	Instructor	P/T	2,300	
Adult Basic Education	Instructor	P/T	2,300	
Adult Basic Education	Instructor	P/T	2,300	
Adult Basic Education	Instructor	P/T	2,300	
Adult Basic Education	Instructor	P/T	2,300	
Adult Basic Education	Instructor	P/T	2,300	
Adult Basic Education	Instructor	P/T	2,300	
Adult Basic Education	Instructor	P/T	2,300	
Adult Basic Education	Instructor	P/T	2,300	
Adult Basic Education	Instructor	P/T	2,300	
Adult Basic Education	Instructor	P/T	2,300	
Adult Basic Education	Instructor	P/T	2,300	
Adult Basic Education	Instructor	P/T	2,300	
Adult Basic Education	Instructor	P/T	2,300	
Adult Basic Education	Instructor	P/T	2,300	
Adult Basic Education	Instructor	P/T	2,300	
Agriculture	Faculty	F/T	55,278	
Andrews Technical Center	Director	F/T	41,839	
Andrews Technical Center	Secretary	F/T	24,331	
Andrews Technical Center	Clerk	P/T	850	
Art	Faculty	F/T	44,888	
Art	Faculty	F/T	51,393	

**SALARIES AND EMOLUMENTS BY DEPARTMENT AND POSITION
FISCAL YEAR 2011-2012**

<u>DEPARTMENT</u>	<u>POSITION</u>	<u>STATUS</u>	<u>SALARY</u>	<u>BENEFIT DESC</u>
Art	Faculty	F/T	72,713	
Arts and Sciences Division	Dean	F/T	83,000	
Arts and Sciences Division	Secretary	F/T	26,475	
Arts and Sciences Division	Staff	F/T	55,000	
Athletic Trainer	Staff	F/T	50,890	
ATHLETICS	Coach	F/T	43,500	
ATHLETICS	Coach	F/T	49,518	
ATHLETICS	Director	F/T	79,560	
ATHLETICS	Secretary	F/T	27,024	
Auto Diesel Technology	Faculty	F/T	52,244	
Auto Diesel Technology	Faculty	F/T	53,904	
BASEBALL	Coach	F/T	30,000	
BASEBALL	Coach	F/T	47,255	
BASKETBALL, MEN'S	Coach	F/T	31,000	
BASKETBALL, MEN'S	Coach	F/T	70,543	
BASKETBALL, WOMEN'S	Coach	F/T	30,000	
BASKETBALL, WOMEN'S	Coach	F/T	59,844	
BIOLOGY	Faculty	F/T	42,193	
BIOLOGY	Faculty	F/T	43,188	
BIOLOGY	Faculty	F/T	43,810	
BIOLOGY	Faculty	F/T	44,320	
BIOLOGY	Faculty	F/T	46,584	
BIOLOGY	Faculty	F/T	50,978	
BIOLOGY	Faculty	F/T	52,434	
BIOLOGY	Instructor	P/T	2,100	
BIOLOGY	Instructor	P/T	2,625	
BIOLOGY	Instructor	P/T	13,755	
BIOLOGY	Secretary	P/T	800	
Business Admin	Faculty	F/T	40,037	
Business Admin	Faculty	F/T	57,498	
Campus Police	Chief	F/T	68,000	
Campus Police	Police Officer	F/T	30,000	
Campus Police	Police Officer	F/T	33,891	
Campus Police	Police Officer	F/T	34,466	
Campus Police	Police Officer	F/T	39,641	
Campus Police	Police Officer	P/T	2,000	
Campus Police	Police Officer	P/T	2,000	
Campus Police	Police Officer	P/T	2,000	
Campus Police	Police Officer	P/T	2,000	
Campus Police	Police Officer	P/T	2,000	
Campus Police	Police Officer	P/T	2,000	
Campus Police	Secretary	P/T	900	
Cashiers	Clerk	F/T	26,527	
Cashiers	Clerk	F/T	27,076	
Cashiers	Clerk	F/T	29,821	
Cashiers	Clerk	F/T	31,468	

**SALARIES AND EMOLUMENTS BY DEPARTMENT AND POSITION
FISCAL YEAR 2011-2012**

<u>DEPARTMENT</u>	<u>POSITION</u>	<u>STATUS</u>	<u>SALARY</u>	<u>BENEFIT DESC</u>
Cashiers	Manager	F/T	41,486	
Century Commons	Staff	P/T	4,800	
Chief of Staff	Chief of Staff	F/T	88,676	
Child Development	Faculty	F/T	50,283	
Children's Center	Aide	F/T	18,705	
Children's Center	Aide	F/T	19,369	
Children's Center	Aide	F/T	19,775	
Children's Center	Aide	F/T	20,439	
Children's Center	Director	F/T	37,593	
Children's Center	Instructor	F/T	19,818	
Children's Center	Instructor	F/T	21,853	
Children's Center	Instructor	F/T	22,235	
Children's Center	Instructor	F/T	22,979	
Children's Center	Instructor	F/T	27,201	
Children's Center	Instructor	F/T	27,583	
Children's Center	Instructor	F/T	28,729	
Children's Center	Secretary	F/T	24,435	
Children's Center	Staff	F/T	22,235	
Children's Center	Aide	P/T	725	
Children's Center	Aide	P/T	725	
Children's Center	Staff	P/T	725	
Children's Center	Staff	P/T	725	
Children's Center	Staff	P/T	725	
Children's Center	Staff	P/T	725	
Children's Center	Staff	P/T	725	
Children's Center	Staff	P/T	725	
Children's Center	Staff	P/T	725	
Children's Center	Staff	P/T	725	
Children's Center	Staff	P/T	725	
Children's Center	Staff	P/T	725	
Children's Center	Staff	P/T	725	
Children's Center	Staff	P/T	725	
Children's Center	Staff	P/T	725	
Children's Center	Staff	P/T	725	
Children's Center	Staff	P/T	1,000	
Clinical Lab Science	Instructor	P/T	2,400	
Clinical Lab Science	Instructor	P/T	2,400	
COMMUNITY RECREATION	Director	F/T	58,683	
COMMUNITY RECREATION	Clerk	P/T	900	
COMMUNITY RECREATION	Clerk	P/T	1,200	
COMMUNITY RECREATION	Clerk	P/T	1,200	
COMMUNITY RECREATION	Clerk	P/T	1,200	
COMMUNITY RECREATION	Clerk	P/T	1,200	
COMMUNITY RECREATION	Clerk	P/T	1,500	
COMMUNITY RECREATION	Clerk	P/T	1,800	
COMMUNITY RECREATION	Clerk	P/T	1,800	
COMMUNITY RECREATION	Clerk	P/T	1,800	
COMMUNITY RECREATION	Clerk	P/T	1,800	
COMMUNITY RECREATION	Clerk	P/T	1,800	
COMMUNITY RECREATION	Clerk	P/T	1,800	
COMMUNITY RECREATION	Clerk	P/T	1,800	
COMMUNITY RECREATION	Clerk	P/T	1,800	
COMMUNITY RECREATION	Instructor	P/T	850	

**SALARIES AND EMOLUMENTS BY DEPARTMENT AND POSITION
FISCAL YEAR 2011-2012**

<u>DEPARTMENT</u>	<u>POSITION</u>	<u>STATUS</u>	<u>SALARY</u>	<u>BENEFIT DESC</u>
COMMUNITY RECREATION	Instructor	P/T	850	
COMMUNITY RECREATION	Instructor	P/T	900	
COMMUNITY RECREATION	Instructor	P/T	900	
COMMUNITY RECREATION	Instructor	P/T	900	
COMMUNITY RECREATION	Instructor	P/T	1,000	
COMMUNITY RECREATION	Instructor	P/T	1,000	
COMMUNITY RECREATION	Instructor	P/T	1,100	
COMMUNITY RECREATION	Instructor	P/T	1,200	
COMMUNITY RECREATION	Instructor	P/T	1,200	
COMMUNITY RECREATION	Instructor	P/T	1,200	
COMMUNITY RECREATION	Instructor	P/T	1,200	
COMMUNITY RECREATION	Instructor	P/T	1,200	
COMMUNITY RECREATION	Instructor	P/T	1,200	
COMMUNITY RECREATION	Instructor	P/T	1,800	
COMMUNITY RECREATION	Instructor	P/T	1,800	
COMMUNITY RECREATION	Instructor	P/T	1,800	
COMMUNITY RECREATION	Instructor	P/T	1,800	
COMMUNITY RECREATION	Instructor	P/T	1,800	
COMMUNITY RECREATION	Instructor	P/T	1,800	
COMMUNITY RECREATION	Instructor	P/T	1,800	
COMMUNITY RECREATION	Instructor	P/T	1,800	
COMMUNITY RECREATION	Instructor	P/T	1,900	
COMMUNITY RECREATION	Instructor	P/T	1,900	
COMMUNITY RECREATION	Instructor	P/T	2,000	
COMMUNITY RECREATION	Instructor	P/T	2,000	
COMMUNITY RECREATION	Instructor	P/T	2,200	
COMMUNITY RECREATION	Instructor	P/T	2,200	
COMMUNITY RECREATION	Instructor	P/T	2,300	
COMMUNITY RECREATION	Instructor	P/T	3,500	
COMMUNITY RECREATION	Staff	P/T	725	
COMMUNITY RECREATION	Staff	P/T	725	
COMMUNITY RECREATION	Staff	P/T	725	
COMMUNITY RECREATION	Staff	P/T	900	
COMMUNITY RECREATION	Staff	P/T	900	
COMMUNITY RECREATION	Staff	P/T	900	
COMMUNITY RECREATION	Staff	P/T	900	
COMMUNITY RECREATION	Staff	P/T	1,200	
COMMUNITY RECREATION	Staff	P/T	1,200	
COMMUNITY RECREATION	Staff	P/T	1,500	
COMMUNITY RECREATION	Staff	P/T	1,800	
COMMUNITY RECREATION	Staff	P/T	2,300	
COMMUNITY RECREATION	Staff	P/T	2,300	
Community Services	Instructor	P/T	1,600	
Community Services	Instructor	P/T	1,700	
Community Services	Instructor	P/T	1,700	

**SALARIES AND EMOLUMENTS BY DEPARTMENT AND POSITION
FISCAL YEAR 2011-2012**

<u>DEPARTMENT</u>	<u>POSITION</u>	<u>STATUS</u>	<u>SALARY</u>	<u>BENEFIT DESC</u>
Community Services	Instructor	P/T	1,700	
Community Services	Instructor	P/T	1,700	
Community Services	Instructor	P/T	1,700	
Community Services	Instructor	P/T	1,700	
Community Services	Instructor	P/T	2,000	
Community Services	Instructor	P/T	2,200	
Community Services	Instructor	P/T	2,300	
Community Services	Instructor	P/T	2,300	
Community Services	Instructor	P/T	2,400	
Computer Information Systems	Faculty	F/T	46,218	
Computer Information Systems	Faculty	F/T	47,316	
Computer Information Systems	Faculty	F/T	48,618	
Computer Information Systems	Faculty	F/T	52,257	
Computer Information Systems	Faculty	F/T	53,942	
Computer Information Systems	Instructor	P/T	2,400	
Computer Information Systems	Instructor	P/T	2,500	
Computer Information Systems	Instructor	P/T	7,875	
Computer Information Systems	Instructor	P/T	11,500	
CONTINUING EDUCATION	Director	F/T	47,255	
CONTINUING EDUCATION	Secretary	F/T	22,239	
CONTINUING EDUCATION	Secretary	F/T	27,180	
CONTINUING EDUCATION	Secretary	F/T	28,671	
CONTINUING EDUCATION	Staff	F/T	45,900	
CONTINUING EDUCATION	Clerk	P/T	485	
CONTINUING EDUCATION	Instructor	P/T	120	
CONTINUING EDUCATION	Instructor	P/T	489	
CONTINUING EDUCATION	Instructor	P/T	489	
CONTINUING EDUCATION	Instructor	P/T	500	
CONTINUING EDUCATION	Instructor	P/T	2,000	
Cosmetology	Faculty	F/T	41,115	
Cosmetology	Faculty	F/T	41,654	
Cosmetology	Faculty	F/T	48,963	
Cosmetology	Faculty	F/T	60,486	
Cosmetology	Faculty	F/T	64,273	
Cosmetology	Secretary	F/T	20,912	
Cosmetology	Instructor	P/T	1,500	
Counseling	Secretary	F/T	22,083	
Counseling	Staff	F/T	25,000	
Counseling	Staff	F/T	51,942	
Counseling	Staff	F/T	52,481	
Counseling	Staff	F/T	56,063	
Counseling	Staff	F/T	62,835	
Counseling	Clerk	P/T	3,500	
Culinary Arts	Faculty	F/T	41,115	
Culinary Arts	Instructor	P/T	1,040	
Dean of Administration and HR	Executive Director	F/T	72,000	

**SALARIES AND EMOLUMENTS BY DEPARTMENT AND POSITION
FISCAL YEAR 2011-2012**

<u>DEPARTMENT</u>	<u>POSITION</u>	<u>STATUS</u>	<u>SALARY</u>	<u>BENEFIT DESC</u>
Dean of Administration and HR	Secretary	F/T	22,083	
DIRECTOR CURRICULA	Staff	F/T	51,184	
Drafting and Surveying	Faculty	F/T	41,654	
Drafting and Surveying	Faculty	F/T	53,355	
Electronics/Elect Instructor	Faculty	F/T	51,159	
Electronics/Elect Instructor	Faculty	F/T	56,388	
Electronics/Elect Instructor	Instructor	P/T	1,575	
Electronics/Elect Instructor	Instructor	P/T	4,600	
Electronics/Elect Instructor	Instructor	P/T	5,250	
Electronics/Elect Instructor	Instructor	P/T	5,250	
Electronics/Elect Instructor	Instructor	P/T	11,175	
Emergency Med Tech Instructor	Faculty	F/T	55,126	
Emergency Med Tech Instructor	Faculty	F/T	60,861	
Emergency Med Tech Instructor	Instructor	P/T	900	
Emergency Med Tech Instructor	Instructor	P/T	2,000	
Emergency Med Tech Instructor	Instructor	P/T	2,000	
Emergency Med Tech Instructor	Instructor	P/T	2,000	
Emergency Med Tech Instructor	Instructor	P/T	2,000	
Emergency Med Tech Instructor	Instructor	P/T	2,000	
Emergency Med Tech Instructor	Instructor	P/T	2,000	
Emergency Med Tech Instructor	Instructor	P/T	2,000	
Emergency Med Tech Instructor	Instructor	P/T	2,000	
Emergency Med Tech Instructor	Instructor	P/T	2,000	
Emergency Med Tech Instructor	Instructor	P/T	2,000	
Emergency Med Tech Instructor	Instructor	P/T	2,000	
Emergency Med Tech Instructor	Instructor	P/T	2,000	
Emergency Med Tech Instructor	Instructor	P/T	2,000	
Emergency Med Tech Instructor	Instructor	P/T	2,000	
Emergency Med Tech Instructor	Instructor	P/T	2,000	
Emergency Med Tech Instructor	Instructor	P/T	2,000	
Emergency Med Tech Instructor	Instructor	P/T	2,000	
Emergency Med Tech Instructor	Instructor	P/T	2,000	
Emergency Med Tech Instructor	Instructor	P/T	2,000	
Emergency Med Tech Instructor	Instructor	P/T	2,000	
Emergency Med Tech Instructor	Instructor	P/T	2,000	
Emergency Med Tech Instructor	Instructor	P/T	2,000	
Emergency Med Tech Instructor	Instructor	P/T	2,000	
Emergency Med Tech Instructor	Instructor	P/T	2,000	
Emergency Med Tech Instructor	Instructor	P/T	2,000	
Emergency Med Tech Instructor	Instructor	P/T	2,000	
Emergency Med Tech Instructor	Instructor	P/T	2,000	
Emergency Med Tech Instructor	Instructor	P/T	2,000	
Emergency Med Tech Instructor	Instructor	P/T	2,300	
Emergency Med Tech Instructor	Instructor	P/T	8,400	
English	Faculty	F/T	40,836	
English	Faculty	F/T	43,473	
English	Faculty	F/T	43,810	
English	Faculty	F/T	44,349	

**SALARIES AND EMOLUMENTS BY DEPARTMENT AND POSITION
FISCAL YEAR 2011-2012**

<u>DEPARTMENT</u>	<u>POSITION</u>	<u>STATUS</u>	<u>SALARY</u>	<u>BENEFIT DESC</u>
English	Faculty	F/T	44,349	
English	Faculty	F/T	46,584	
English	Faculty	F/T	48,563	
English	Faculty	F/T	52,244	
English	Faculty	F/T	54,198	
English	Faculty	F/T	56,613	
English	Faculty	F/T	56,649	
English	Faculty	F/T	60,638	
English	Faculty	F/T	62,248	
Enrollment Management	Director	F/T	53,000	
Enrollment Management	Director	F/T	68,919	
Enrollment Management	Secretary	F/T	21,586	
Enrollment Management	Staff	F/T	39,681	
Enrollment Management	Staff	F/T	45,900	
Facility Contracts	Director	F/T	53,530	
Facility Contracts	Secretary	F/T	27,076	
Facility Contracts	Staff	F/T	21,779	
Facility Contracts	Staff	F/T	22,877	
Fire Technology Instructor	Faculty	F/T	63,881	
Fire Technology Instructor	Instructor	P/T	2,000	
Fire Technology Instructor	Instructor	P/T	2,000	
Fire Technology Instructor	Instructor	P/T	2,000	
Fire Technology Instructor	Instructor	P/T	2,000	
Fire Technology Instructor	Instructor	P/T	2,000	
Fire Technology Instructor	Instructor	P/T	2,000	
Fire Technology Instructor	Instructor	P/T	2,000	
Fire Technology Instructor	Instructor	P/T	2,000	
Fire Technology Instructor	Instructor	P/T	2,000	
Fire Technology Instructor	Instructor	P/T	2,000	
Fire Technology Instructor	Instructor	P/T	2,000	
Fire Technology Instructor	Instructor	P/T	2,000	
Fire Technology Instructor	Instructor	P/T	2,000	
Foreign Language	Faculty	F/T	42,193	
Golf	Coach	F/T	71,484	
Golf Driving Range	Clerk	P/T	725	
Golf Driving Range	Clerk	P/T	725	
Graham Center	Staff	F/T	23,305	
Graham Center	Staff	P/T	900	
Home Performance	Lab Assistant	P/T	2,000	
Human Resources	Staff	F/T	30,600	
Human Resources	Staff	F/T	39,763	
INFORMATION TECHNOLOGY	Director	F/T	85,289	
INFORMATION TECHNOLOGY	Staff	F/T	28,311	
INFORMATION TECHNOLOGY	Staff	F/T	31,365	
INFORMATION TECHNOLOGY	Staff	F/T	32,139	
INFORMATION TECHNOLOGY	Staff	F/T	40,000	
INFORMATION TECHNOLOGY	Staff	F/T	40,000	

**SALARIES AND EMOLUMENTS BY DEPARTMENT AND POSITION
FISCAL YEAR 2011-2012**

<u>DEPARTMENT</u>	<u>POSITION</u>	<u>STATUS</u>	<u>SALARY</u>	<u>BENEFIT DESC</u>
INFORMATION TECHNOLOGY	Staff	F/T	41,570	
INFORMATION TECHNOLOGY	Staff	F/T	43,350	
INFORMATION TECHNOLOGY	Staff	F/T	44,312	
INFORMATION TECHNOLOGY	Staff	F/T	45,000	
INFORMATION TECHNOLOGY	Staff	F/T	45,463	
INFORMATION TECHNOLOGY	Staff	F/T	45,493	
INFORMATION TECHNOLOGY	Staff	F/T	46,000	
INFORMATION TECHNOLOGY	Staff	F/T	53,550	
INFORMATION TECHNOLOGY	Staff	F/T	53,871	
INFORMATION TECHNOLOGY	Staff	F/T	56,706	
INFORMATION TECHNOLOGY	Staff	F/T	77,068	
INFORMATION TECHNOLOGY	Lab Assistant	P/T	1,050	
INFORMATION TECHNOLOGY	Lab Assistant	P/T	2,800	
INSTIT ADVANCEMENT	Director	F/T	67,000	
Institutional Research & Effe	Executive Director	F/T	72,000	
Institutional Research & Effe	Secretary	F/T	23,181	
Institutional Research & Effe	Staff	F/T	34,959	
KOCV - FM	Clerk	P/T	1,050	
KOCV - FM	Clerk	P/T	1,050	
KOCV - FM	Clerk	P/T	1,500	
Law Enforcement Instructor	Faculty	F/T	51,678	
Law Enforcement Instructor	Faculty	F/T	57,904	
Law Enforcement Instructor	Instructor	P/T	1,575	
Law Enforcement Instructor	Instructor	P/T	3,150	
Law Enforcement Instructor	Instructor	P/T	5,565	
Learning Resources Center	Clerk	F/T	23,233	
Learning Resources Center	Clerk	F/T	26,631	
Learning Resources Center	Clerk	F/T	32,017	
Learning Resources Center	Director	F/T	50,263	
Learning Resources Center	Staff	F/T	40,114	
Learning Resources Center	Staff	F/T	46,294	
Learning Resources Center	Staff	F/T	55,103	
Learning Resources Center	Secretary	P/T	725	
Learning Resources Center	Secretary	P/T	725	
LEGAL ASSISTANT PROGRAM	Faculty	F/T	49,728	
LEGAL ASSISTANT PROGRAM	Instructor	P/T	4,725	
Lvn Program-Andrews Instructor	Faculty	F/T	54,456	
Lvn Program-Andrews Instructor	Faculty	F/T	56,983	
Lvn Program-Andrews Instructor	Faculty	F/T	73,372	
Lvn Program-Andrews Instructor	Instructor	P/T	2,500	
Lvn Program-Andrews Instructor	Secretary	P/T	8,700	
Lvn Program-Monahans Instr.	Faculty	F/T	57,449	
Lvn Program-Monahans Instr.	Faculty	F/T	61,543	
Lvn Program-Monahans Instr.	Instructor	P/T	2,500	
Lvn Program-Monahans Instr.	Instructor	P/T	2,500	
Lvn Program-Monahans Instr.	Instructor	P/T	2,500	

**SALARIES AND EMOLUMENTS BY DEPARTMENT AND POSITION
FISCAL YEAR 2011-2012**

<u>DEPARTMENT</u>	<u>POSITION</u>	<u>STATUS</u>	<u>SALARY</u>	<u>BENEFIT DESC</u>
Lvn Program-Monahans Instr.	Instructor	P/T	2,500	
Lvn Program-Monahans Instr.	Instructor	P/T	2,500	
Lvn Program-Monahans Instr.	Secretary	P/T	725	
Lvn Program-Monahans Instr.	Secretary	P/T	1,000	
Management	Faculty	F/T	50,278	
Management	Faculty	F/T	51,356	
Massage Therapy	Instructor	P/T	2,300	
Massage Therapy	Instructor	P/T	2,800	
Massage Therapy	Instructor	P/T	2,800	
Massage Therapy	Instructor	P/T	2,800	
Math	Faculty	F/T	42,193	
Math	Faculty	F/T	43,271	
Math	Faculty	F/T	43,810	
Math	Faculty	F/T	44,349	
Math	Faculty	F/T	44,886	
Math	Faculty	F/T	44,886	
Math	Faculty	F/T	47,583	
Math	Faculty	F/T	49,173	
Math	Faculty	F/T	53,393	
Math	Faculty	F/T	55,002	
Math	Faculty	F/T	55,003	
Math	Instructor	P/T	3,744	
Math	Instructor	P/T	7,800	
Math	Instructor	P/T	12,900	
Math	Tutor	P/T	13,700	
Math Lab	Instructor	P/T	4,725	
Math Lab	Instructor	P/T	6,200	
Math Lab	Instructor	P/T	6,300	
Math Lab	Instructor	P/T	6,300	
Math Lab	Instructor	P/T	7,875	
Math Lab	Instructor	P/T	9,600	
Math Lab	Instructor	P/T	11,000	
Media Relations & Publications	Director	F/T	56,875	
Media Relations & Publications	Secretary	F/T	33,063	
Media Relations & Publications	Staff	F/T	41,500	
Media Relations & Publications	Staff	F/T	42,493	
Monahans Center Administration	Custodian	P/T	900	
Music	Faculty	F/T	44,349	
Music	Faculty	F/T	46,881	
Music	Faculty	F/T	51,708	
Music	Faculty	F/T	65,500	
Music	Instructor	P/T	3,000	
Music	Instructor	P/T	3,000	
Music	Instructor	P/T	3,000	
Music	Instructor	P/T	3,000	
Music	Instructor	P/T	3,000	

**SALARIES AND EMOLUMENTS BY DEPARTMENT AND POSITION
FISCAL YEAR 2011-2012**

<u>DEPARTMENT</u>	<u>POSITION</u>	<u>STATUS</u>	<u>SALARY</u>	<u>BENEFIT DESC</u>
Music	Instructor	P/T	3,000	
Music	Instructor	P/T	3,000	
Music	Instructor	P/T	3,000	
Music	Instructor	P/T	3,000	
Music	Instructor	P/T	3,000	
Music	Instructor	P/T	5,400	
Music	Instructor	P/T	9,800	
Music	Secretary	P/T	6,000	
Nurse Aide - Continuing Ed	Instructor	F/T	55,126	
Nurse Aide - Continuing Ed	Instructor	P/T	1,100	
Nurse Aide - Continuing Ed	Instructor	P/T	1,100	
Nurse Aide - Continuing Ed	Instructor	P/T	1,100	
Nurse Aide - Continuing Ed	Instructor	P/T	1,100	
Nurse Aide - Continuing Ed	Instructor	P/T	2,300	
Nurse Aide - Continuing Ed	Instructor	P/T	2,300	
Nurse Aide - Continuing Ed	Instructor	P/T	2,600	
Nurse Aide - Continuing Ed	Instructor	P/T	2,600	
Nurse Aide - Continuing Ed	Instructor	P/T	2,600	
Nurse Aide - Continuing Ed	Instructor	P/T	2,600	
Nurse Aide - Continuing Ed	Instructor	P/T	2,600	
Nursing	Director	F/T	72,000	
Nursing	Faculty	F/T	43,810	
Nursing	Faculty	F/T	46,398	
Nursing	Faculty	F/T	46,767	
Nursing	Faculty	F/T	47,865	
Nursing	Faculty	F/T	48,414	
Nursing	Faculty	F/T	50,283	
Nursing	Faculty	F/T	50,838	
Nursing	Faculty	F/T	50,838	
Nursing	Faculty	F/T	55,833	
Nursing	Faculty	F/T	55,870	
Nursing	Faculty	F/T	56,772	
Nursing	Faculty	F/T	59,036	
Nursing	Faculty	F/T	76,196	
Nursing	Secretary	F/T	25,978	
Nursing	Instructor	P/T	2,500	
Nursing	Instructor	P/T	2,500	
Nursing	Instructor	P/T	3,000	
OC Global	Executive Director	F/T	57,000	
OC Global	Secretary	F/T	23,730	
OC Global	Staff	F/T	42,500	
OC Global	Clerk	P/T	1,000	
OC Global	Instructor	P/T	900	
OC Global	Instructor	P/T	1,200	
OC Global	Instructor	P/T	1,200	
OC Global	Instructor	P/T	1,200	

**SALARIES AND EMOLUMENTS BY DEPARTMENT AND POSITION
FISCAL YEAR 2011-2012**

<u>DEPARTMENT</u>	<u>POSITION</u>	<u>STATUS</u>	<u>SALARY</u>	<u>BENEFIT DESC</u>
OC Global	Instructor	P/T	1,800	
OC Global	Instructor	P/T	1,800	
OC Global	Instructor	P/T	3,000	
OC Global	Lab Assistant	P/T	1,000	
Occupational Safety/Health	Faculty	F/T	42,732	
Occupational Safety/Health	Faculty	F/T	60,861	
Occupational Safety/Health	Instructor	P/T	17,000	
Office Education Instructor	Faculty	F/T	45,966	
Office Education Instructor	Faculty	F/T	48,963	
Office Education Instructor	Faculty	F/T	49,512	
Office Education Instructor	Faculty	F/T	52,434	
Pecos Technology Center	Director	F/T	67,270	
Pecos Technology Center	Secretary	F/T	21,037	
Pecos Technology Center	Clerk	P/T	775	
Pecos Technology Center	Clerk	P/T	900	
Pecos Technology Center	Custodian	P/T	839	
Pharmacy Technology	Lab Assistant	P/T	2,500	
Pharmacy Technology	Lab Assistant	P/T	2,500	
Photography	Faculty	F/T	59,833	
Photography	Instructor	P/T	9,800	
Physical Education	Faculty	F/T	48,963	
Physical Education	Instructor	P/T	900	
Physical Education	Instructor	P/T	1,050	
Physical Education	Instructor	P/T	1,200	
Physical Education	Instructor	P/T	1,250	
Physical Education	Instructor	P/T	1,400	
Physical Education	Instructor	P/T	2,000	
Physical Education	Instructor	P/T	2,000	
Physical Education	Instructor	P/T	2,100	
Physical Education	Instructor	P/T	2,100	
Physical Plant	Director	F/T	65,000	
Physical Plant	Phys Plant Staff	F/T	22,328	
Physical Plant	Phys Plant Staff	F/T	23,975	
Physical Plant	Phys Plant Staff	F/T	25,645	
Physical Plant	Phys Plant Staff	F/T	26,720	
Physical Plant	Phys Plant Staff	F/T	27,269	
Physical Plant	Phys Plant Staff	F/T	27,818	
Physical Plant	Phys Plant Staff	F/T	28,367	
Physical Plant	Phys Plant Staff	F/T	29,488	
Physical Plant	Phys Plant Staff	F/T	30,037	
Physical Plant	Phys Plant Staff	F/T	30,037	
Physical Plant	Phys Plant Staff	F/T	30,037	
Physical Plant	Phys Plant Staff	F/T	30,037	
Physical Plant	Phys Plant Staff	F/T	31,135	
Physical Plant	Phys Plant Staff	F/T	31,684	
Physical Plant	Phys Plant Staff	F/T	32,782	
Physical Plant	Phys Plant Staff	F/T	33,308	

**SALARIES AND EMOLUMENTS BY DEPARTMENT AND POSITION
FISCAL YEAR 2011-2012**

<u>DEPARTMENT</u>	<u>POSITION</u>	<u>STATUS</u>	<u>SALARY</u>	<u>BENEFIT DESC</u>
Physical Plant	Phys Plant Staff	F/T	33,331	
Physical Plant	Phys Plant Staff	F/T	34,406	
Physical Plant	Phys Plant Staff	F/T	36,625	
Physical Plant	Phys Plant Staff	F/T	41,801	
Physical Plant	Phys Plant Staff	F/T	42,000	
Physical Plant	Secretary	F/T	26,475	
Physical Plant	Supervisor	F/T	53,308	
Physical Plant	Phys Plant Staff	P/T	725	
Physical Plant	Phys Plant Staff	P/T	900	
Physical Plant	Phys Plant Staff	P/T	900	
Physical Sciences - Chemistry	Faculty	F/T	40,576	
Physical Sciences - Chemistry	Faculty	F/T	45,427	
Physical Sciences - Geology	Faculty	F/T	47,583	
Physical Sciences - Physics	Faculty	F/T	44,320	
Physical Therapy Instructor	Faculty	F/T	45,966	
Physical Therapy Instructor	Faculty	F/T	67,003	
Physical Therapy Instructor	Faculty	F/T	68,711	
Pre-Engineering Grant	Staff	F/T	42,343	
President	President	F/T	175,765	Housing/Car Allowance
President	Staff	F/T	39,982	
Psychology/Sociology	Faculty	F/T	42,193	
Psychology/Sociology	Faculty	F/T	42,193	
Psychology/Sociology	Faculty	F/T	43,271	
Psychology/Sociology	Faculty	F/T	49,512	
Psychology/Sociology	Instructor	P/T	3,000	
Psychology/Sociology	Instructor	P/T	4,000	
Purchasing & Business Services	Director	F/T	55,899	
Purchasing & Business Services	Secretary	F/T	23,233	
Purchasing & Business Services	Staff	F/T	26,527	
Purchasing & Business Services	Staff	F/T	29,272	
Purchasing & Business Services	Staff	F/T	29,942	
Purchasing & Business Services	Staff	F/T	32,277	
Purchasing & Business Services	Clerk	P/T	1,100	
Radiologic Technology	Faculty	F/T	57,806	
Radiologic Technology	Faculty	F/T	64,939	
Radiologic Technology	Faculty	F/T	71,470	
Reading and Education	Faculty	F/T	47,583	
Reading and Education	Faculty	F/T	48,848	
Reading and Education	Faculty	F/T	51,356	
Reading and Education	Faculty	F/T	51,783	
Reading and Education	Instructor	P/T	1,500	
Reading and Education	Instructor	P/T	4,700	
Registrar	Clerk	F/T	22,945	
Registrar	Staff	F/T	20,592	
Registrar	Staff	F/T	20,592	
Registrar	Staff	F/T	28,000	

**SALARIES AND EMOLUMENTS BY DEPARTMENT AND POSITION
FISCAL YEAR 2011-2012**

<u>DEPARTMENT</u>	<u>POSITION</u>	<u>STATUS</u>	<u>SALARY</u>	<u>BENEFIT DESC</u>
Registrar	Staff	F/T	30,925	
Registrar	Staff	F/T	58,577	
Resource Development	Director	F/T	63,898	
Resource Development	Staff	F/T	31,000	
Rodeo	Coach	F/T	65,280	
SCIENCE/HEALTH DIVISION	Secretary	F/T	24,828	
Social Science	Faculty	F/T	44,349	
Social Science	Faculty	F/T	46,767	
Social Science	Faculty	F/T	47,758	
Social Science	Faculty	F/T	48,963	
Social Science	Faculty	F/T	51,895	
Social Science	Faculty	F/T	62,248	
Social Science	Faculty	F/T	66,273	
Social Science	Faculty	F/T	73,518	
Social Science	Instructor	P/T	6,000	
Softball	Coach	F/T	30,000	
Softball	Coach	F/T	55,901	
Speech	Faculty	F/T	42,193	
Speech	Faculty	F/T	43,810	
Speech	Faculty	F/T	47,508	
Speech	Faculty	F/T	48,848	
Speech	Instructor	P/T	12,500	
Spirit Squad	Staff	F/T	37,000	
SPORTS CENTER	Secretary	F/T	26,082	
SPORTS CENTER	Staff	F/T	34,924	
SPORTS CENTER	Staff	P/T	800	
SPORTS CENTER	Staff	P/T	900	
SPORTS CENTER	Staff	P/T	900	
SPORTS CENTER	Staff	P/T	900	
SPORTS CENTER	Staff	P/T	900	
SPORTS CENTER	Staff	P/T	900	
SPORTS CENTER	Staff	P/T	900	
SPORTS CENTER	Staff	P/T	900	
SPORTS CENTER	Staff	P/T	900	
SPORTS CENTER	Staff	P/T	1,000	
SPORTS CENTER	Staff	P/T	1,000	
SPORTS CENTER	Staff	P/T	1,000	
SPORTS CENTER	Staff	P/T	1,000	
SPORTS CENTER	Staff	P/T	1,000	
SPORTS CENTER	Staff	P/T	1,050	
SPORTS CENTER	Staff	P/T	1,050	
SPORTS CENTER	Staff	P/T	1,100	
SPORTS CENTER	Staff	P/T	1,200	
SPORTS CENTER	Staff	P/T	1,250	
Student Financial Aid	Director	F/T	52,907	
Student Financial Aid	Secretary	F/T	20,043	

**SALARIES AND EMOLUMENTS BY DEPARTMENT AND POSITION
FISCAL YEAR 2011-2012**

<u>DEPARTMENT</u>	<u>POSITION</u>	<u>STATUS</u>	<u>SALARY</u>	<u>BENEFIT DESC</u>
Student Financial Aid	Secretary	F/T	23,886	
Student Financial Aid	Staff	F/T	29,750	
Student Financial Aid	Staff	F/T	33,000	
Student Financial Aid	Staff	F/T	36,593	
Student Life and Housing	Director	F/T	55,080	
Student Life and Housing	Secretary	F/T	24,043	
Student Life and Housing	Staff	F/T	27,270	
Student Life and Housing	Staff	F/T	30,000	
Student Life and Housing	Staff	P/T	725	
Student Life and Housing	Staff	P/T	725	
Student Life and Housing	Staff	P/T	725	
Student Life and Housing	Staff	P/T	725	
Student Life and Housing	Staff	P/T	725	
Student Success Center	Manager	F/T	30,000	
Student Success Center	Secretary	F/T	23,181	
Student Success Center	Staff	F/T	32,000	
Student Success Center	Tutor	P/T	725	
Student Success Center	Tutor	P/T	800	
Student Success Center	Tutor	P/T	900	
Student Success Center	Tutor	P/T	900	
Student Success Center	Tutor	P/T	900	
Student Success Center	Tutor	P/T	900	
Student Success Center	Tutor	P/T	900	
Student Success Center	Tutor	P/T	900	
Student Success Center	Tutor	P/T	900	
Student Success Center	Tutor	P/T	900	
Student Success Center	Tutor	P/T	900	
Student Success Center	Tutor	P/T	950	
Student Success Center	Tutor	P/T	1,000	
Student Success Center	Tutor	P/T	1,000	
Student Success Center	Tutor	P/T	1,000	
Student Success Center	Tutor	P/T	1,000	
Student Success Center	Tutor	P/T	1,000	
Student Success Center	Tutor	P/T	1,000	
Student Success Center	Tutor	P/T	1,000	
Student Success Center	Tutor	P/T	1,000	
Student Success Center	Tutor	P/T	1,000	
Student Success Center	Tutor	P/T	1,000	
Student Success Center	Tutor	P/T	1,000	
Student Success Center	Tutor	P/T	1,200	
Student Success Center	Tutor	P/T	1,200	
Student Success Center	Tutor	P/T	1,200	
Student Success Center	Tutor	P/T	1,200	
Student Success Center	Tutor	P/T	1,500	
Student Success	Staff	F/T	37,500	
Student Success	Staff	F/T	38,000	
Student Success	Staff	F/T	38,000	
Student Success	Staff	F/T	39,000	
Switchboard	Clerk	F/T	23,730	

**SALARIES AND EMOLUMENTS BY DEPARTMENT AND POSITION
FISCAL YEAR 2011-2012**

<u>DEPARTMENT</u>	<u>POSITION</u>	<u>STATUS</u>	<u>SALARY</u>	<u>BENEFIT DESC</u>
Technical/Workforce Education	Dean	F/T	85,000	
Technical/Workforce Education	Secretary	F/T	22,632	
Technical/Workforce Education	Staff	F/T	55,000	
Testing Center	Clerk	F/T	23,886	
Testing Center	Director	F/T	56,063	
Testing Center	Staff	F/T	25,479	
Testing Center	Clerk	P/T	1,050	
Title V Allied Health Global	Director	F/T	53,100	
Title V Allied Health Global	Staff	F/T	47,700	
Title V Allied Health Global	Staff	F/T	50,900	
TRANSPORTATION	Phys Plant Staff	F/T	37,644	
Transportation	Phys Plant Staff	P/T	900	
Upward Bound	Director	F/T	41,820	
Upward Bound	Secretary	F/T	22,135	
Upward Bound	Staff	F/T	29,000	
Upward Bound	Staff	F/T	32,640	
Upward Bound	Instructor	P/T	2,750	
Upward Bound	Instructor	P/T	2,750	
Upward Bound	Tutor	P/T	1,200	
Upward Bound	Tutor	P/T	1,500	
Upward Bound	Tutor	P/T	1,500	
Upward Bound	Tutor	P/T	1,500	
Vice Pres for Business Affairs	Staff	F/T	30,428	
Vice Pres for Business Affairs	Vice President	F/T	108,067	Annuity
Vice Pres for Student Services	Staff	F/T	29,507	
Vice Pres for Student Services	Vice President	F/T	89,323	Annuity
Vice President for Instruction	Secretary	F/T	31,416	
Vice President for Instruction	Staff	F/T	29,697	
Vice President for Instruction	Vice President	F/T	113,000	Annuity
Welding Instructor	Faculty	F/T	43,810	
Welding Instructor	Faculty	F/T	50,061	
Wrangler Express Center	Director	F/T	44,880	
Wrangler Express Center	Staff	F/T	21,534	
Wrangler Express Center	Staff	F/T	23,730	
Wrangler Express Center	Staff	F/T	23,730	
Wrangler Express Center	Staff	F/T	26,475	
Wrangler Express Center	Staff	F/T	34,680	
Youth Programs	Instructor	P/T	400	