

ODESSA COLLEGE



2015-2016
OFFICIAL
OPERATING BUDGET



**2015-2016
APPROVED BUDGET**

TABLE OF CONTENTS

Board of Trustees and Administration.....i

Notice of Adoption of Budgetii

Excerpt from Minutes Adopting Budget..... iii

Certification to County Clerk.....iv

Resolution Setting the Tax Ratev

Summary of Budgeted Revenues, Transfers, & Expenditures – All FundsA1

Summary of Budget by Functional Classification – Current Unrestricted FundsB1

Summary of Budget by Natural Classification – Current Unrestricted FundsC1

Summary of Budget by Object.....D1 – D5

Current Unrestricted Expenditure Budgets by Department.....E1 – E29

Capital and Equipment Budget – Current Unrestricted FundsF1 – F3

Capital and Equipment Budget –Grant Funds.G1 – G2

Salary SchedulesH1 – H2



**Odessa Junior College District
Organizational Data
Approved 2015-2016 Budget**

Board of Trustees

Officers

Dr. Tara Deaver	President
Mr. Royce Bodiford	Vice President
Mr. Neil Grape	Secretary
Bruce Shearer	Assistant Secretary

Members	Term Expires May,
Mr. Richard Abalos	2017
Mr. Royce Bodiford	2019
Mr. Tommy Clark	2019
Dr. Tara Deaver	2017
Mr. Neil Grape	2019
Mr. Gary Johnson	2021
J.E. Pressly	2021
Mr. Bruce Shearer	2017
Ms. Ray Ann Zant	2021

Principal Administrative & Financial Officers

Dr. Gregory Williams	President
Ms. Virginia Chisum	Vice President for Business Affairs
Ms. Valerie Jones	Vice President for Instruction
Dr. Don Wood	Vice President for Institutional Effectiveness
Ms. Kimberly McKay	Vice President for Student Services & Enrollment Management
Mr. Shawn Shreves	Vice President for Information Technology
Ms. Brandy Ham	Executive Director of Finance

August 04, 2015

Board of Trustees
Odessa Junior College District
Odessa, Texas

Ladies and Gentlemen:

In compliance with the laws of the State of Texas, as President of the Board of Trustees and Chief Budgetary Officer of the Odessa Junior College District, I have caused to be prepared and adopted a budget covering the proposed income and disbursements for the Odessa Junior College District for the fiscal year 2015-2016.

At a meeting on August 04, 2015, the Board of Trustees of the Odessa Junior College District adopted this budget. This was done in compliance with the laws of the State of Texas and is now the official budget of the Odessa Junior College District for the 2015-2016 fiscal year.

Sincerely,



Dr, Tara Deaver
President, Board of Trustees
Odessa Junior College District


EXCERPT FROM MINUTES OF PUBLIC MEETING ADOPTING BUDGET FOR 2015-2016

ODESSA JUNIOR COLLEGE BOARD OF TRUSTEES
AUGUST 4, 2015

A motion was made by Gary S. Johnson, seconded by Bruce Shearer, that the Odessa Junior College District operating budget for the year 2014-2015 in the amount of **\$43,678,550** and the total budget including all other areas in the amount of **\$57,132,881** be approved and that a certified copy of the budget be filed with the Texas Higher Education Coordinating Board in compliance with Section 51.0051 of the Texas Education Code; and that said budget be presented in the format required by the Texas Higher Education Coordinating Board; and that said budget be included by reference in its entirety as a part of the Minutes of this meeting.

STATE OF TEXAS
COUNTY OF ECTOR
ODESSA JUNIOR COLLEGE DISTRICT

I, the undersigned Secretary of the Board of Trustees of Odessa Junior College District, do hereby certify that the attached is a true, full, and correct copy of the section of the Minutes as approved by the Board of Trustees of said District on the 4th day of August, 2015, adopting the Budget for the fiscal year 2015-2016.




Neil Grape
Secretary, Board of Trustees
Odessa Junior College District

STATE OF TEXAS
COUNTY OF ECTOR

Before me, the undersigned authority, a Notary Public in and for said County and State, on this day personally appeared Neil Grape, known to me to be the person and officer whose name is subscribed to the foregoing instrument and acknowledged to me that he executed the same for the purposes and consideration therein expressed, and in the capacity therein stated and declared to me upon oath that the foregoing instrument is true and correct.

Given under my hand and seal of office this the 22nd day of September, 2015.





Notary Public, Ector County, Texas

August 04, 2015

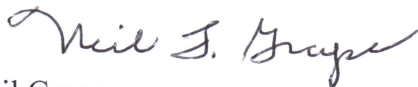
Ms. Linda Haney
Ector County Clerk
300 North Grant, Room 111
Odessa, Texas 79761

Dear Ms. Haney:

In compliance with the Texas Education Code, Sections 23.41 – 23.50, Dr. Tara Deaver, President of the Board of Trustees of the Odessa Junior College District, caused to be prepared and adopted a budget covering the proposed income and disbursements of the Odessa Junior College District for the fiscal year 2015 - 2016.

This document is hereby filed with you as County Clerk of Ector County.

Sincerely,



Neil Grape
Secretary, Board of Trustees
Odessa Junior College District

**RESOLUTION SETTING THE 2015 TAX RATE FOR THE
ODESSA JUNIOR COLLEGE DISTRICT**

WHEREAS, the Board of Trustees of the Odessa Junior College District has adopted a budget for the Fiscal Year beginning September 1, 2015, and ending August 31, 2016;

WHEREAS, it is necessary that Ad Valorem Taxes be levied for the support and maintenance of the Odessa Junior College District for the fiscal year 2015-2016;

NOW, THEREFORE, BE IT RESOLVED, that an Ad Valorem tax be levied for the Tax Year 2015 on all real property situated in and other property owned within the limits of the Odessa Junior College District on the first day of January, 2015, except so much thereof as may be exempt by the Constitution of the United States and/or the laws of the State of Texas.


BE IT FURTHER RESOLVED, that said tax rate be set at **\$0.1912** (19.12 cents) per \$100 (on hundred dollars) of valuations and that said tax rate be composed of the following:

1. A rate of **\$0.1569** (15.69 cents) per \$100 (one hundred dollars) of valuation for the **Maintenance and Operations** of the Odessa Junior College District.
2. A rate of **\$0.0343** (3.43 cents) per \$100 (one hundred dollars) of valuation for **General Obligation Debt Service** of the Odessa Junior College District.

BE IT FURTHER RESOLVED, that this tax rate will raise more taxes for maintenance and operations than last year's tax rate.


BE IT FURTHER RESOLVED, that said tax rate will effectively be raised by 1.75 percent and will raise taxes on a \$100,000 home by approximately \$14.60.

IN TESTIMONY WHEREOF, we hereunto sign our names and attach the seal of said institution on its behalf this 22nd day of September, 2015.



Tara Deaver, President
Board of Trustees


ATTEST:



Neil Grape, Secretary
Board of Trustees

CERTIFICATE

I hereby certify that the above is a true and correct copy of a Resolution adopted by the Board of Trustees, Odessa Junior College District, at the meeting held this 22nd day of September, 2015.



Neil Grape, Secretary
Board of Trustees

ODESSA COLLEGE
SUMMARY OF BUDGETED REVENUES, TRANSFERS, AND EXPENDITURES
ALL FUNDS
FISCAL YEAR ENDING AUGUST 31, 2016

	<u>BUDGETED REVENUE</u>	<u>TRANSFERS IN / (OUT)</u>	<u>FUNDS AVAILABLE</u>	<u>BUDGETED EXPENDITURES</u>	<u>EXCESS FUNDS</u>
<u>Current Unrestricted Funds:</u>					
General Operations	\$ 41,902,005	\$ (6,878,445)	\$ 35,023,560	\$ 35,023,560	\$ -
General Scholarships	28,000	1,495,500	1,523,500	1,523,500	-
	<u>41,930,005</u>	<u>(5,382,945)</u>	<u>36,547,060</u>	<u>36,547,060</u>	<u>-</u>
<u>Auxiliary Funds:</u>					
Globe Theater	10,000	5,800	15,800	15,800	-
Culinary	49,545	4,800	54,345	54,345	-
Athletics	6,000	1,058,123	1,064,123	1,064,123	-
Bookstore	160,000	(160,000)	-	0	-
Food Service	483,000	-	483,000	483,000	-
Student Housing	762,000	(426,500)	335,500	335,500	-
Golf Center	88,000	(2,603)	85,397	85,397	-
Student Activities	190,000	(30,950)	159,050	159,050	-
	<u>1,748,545</u>	<u>448,670</u>	<u>2,197,215</u>	<u>2,197,215</u>	<u>-</u>
Subtotal -					
Unrestricted Funds	\$ 43,678,550	\$ (4,934,275)	\$ 38,744,275	\$ 38,744,275	\$ -
<u>Restricted Funds:</u>					
Private Operating Grants	1,500,000	-	1,500,000	1,500,000	-
State Operating Grants	958,805	-	958,805	958,805	-
Federal Operating Grants	971,289	-	971,289	971,289	-
State Student Aid	37,218	415,000	452,218	452,218	-
Federal Student Aid	5,210,000	-	5,210,000	5,210,000	-
	<u>8,677,312</u>	<u>415,000</u>	<u>9,092,312</u>	<u>9,092,312</u>	<u>-</u>
<u>Plant Funds:</u>					
Construction & Deferred Maint Fund	-	1,300,000	1,300,000	1,300,000	-
Technology Replacement Fund	-	350,000	350,000	350,000	-
Debt Service - Revenue Bonds	25,000	2,869,275	2,894,275	2,894,275	-
Debt Service - Gen Obligation Bond	4,752,019	-	4,752,019	4,752,019	-
	<u>4,777,019</u>	<u>4,519,275</u>	<u>9,296,294</u>	<u>9,296,294</u>	<u>-</u>
Total FY 2015-16 Budget	\$ 57,132,881	\$ -	\$ 57,132,881	\$ 57,132,881	\$ -



**SUMMARY OF BUDGET BY FUNCTIONAL CLASSIFICATION
CURRENT UNRESTRICTED FUNDS**

	2015-2016 BUDGET	ORIGINAL 2014-2015 BUDGET	CHANGE FROM 2014-2015
TOTAL CURRENT UNRESTRICTED REVENUES	\$ 43,678,550	\$ 42,576,987	1,101,563
INSTRUCTION			
Academic Programs			
Faculty Salaries	5,046,497	4,941,099	105,398
Departmental Operating Expenses	393,164	341,406	51,758
	<u>5,439,661</u>	<u>5,282,505</u>	<u>157,156</u>
Vocational Technical Programs			
Faculty Salaries	4,990,503	4,814,985	175,518
Departmental Operating Expenses	1,277,764	1,198,520	79,245
Organized Activities Related to Instruction	692,810	686,107	6,703
	<u>6,961,077</u>	<u>6,699,612</u>	<u>261,466</u>
Total Instruction	<u>12,400,738</u>	<u>11,982,117</u>	<u>418,622</u>
INSTRUCTIONAL SUPPORT			
Library and Technical Support	804,173	800,646	3,527
Instructional Administration	1,751,171	1,683,087	68,084
	<u>2,555,344</u>	<u>2,483,733</u>	<u>71,611</u>
EXTENSION AND PUBLIC SERVICE	1,005,244	961,674	43,570
STUDENT SERVICES			
Operations	2,842,983	2,422,974	420,009
Scholarships	1,523,500	1,494,480	29,020
	<u>4,366,483</u>	<u>3,917,454</u>	<u>449,029</u>
INSTITUTIONAL SUPPORT			
General Institutional (includes contingency)	8,099,857	8,433,585	(333,728)
OPERATION AND MAINTENANCE OF PLANT			
Maintenance & Operations	2,269,394	2,233,230	36,164
Utilities	1,140,000	1,140,000	-
	<u>3,409,394</u>	<u>3,373,230</u>	<u>36,164</u>
GENERAL STAFF BENEFITS			
Group Health Insurance	2,226,000	2,000,000	226,000
Payroll Taxes	1,424,000	1,400,000	24,000
Other Staff Benefits	1,060,000	1,035,000	25,000
	<u>4,710,000</u>	<u>4,435,000</u>	<u>275,000</u>
TOTAL EDUCATION & GENERAL EXPENDITURES	<u>36,547,060</u>	<u>35,586,793</u>	<u>960,267</u>
AUXILIARY OPERATIONS	<u>2,197,215</u>	<u>2,050,369</u>	<u>146,846</u>
TRANSFERS OUT (IN):			
TPEG Tuition Grant	415,000	415,000	-
Debt Service Payments	2,894,275	2,894,825	(550)
Debt Service Interest Earnings	(25,000)	(20,000)	(5,000)
Construction & Deferred Maintenance Fund	1,300,000	1,300,000	-
Technology Replacement Fund	350,000	350,000	-
Other Non-Mandatory	0	0	-
	<u>4,934,275</u>	<u>4,939,825</u>	<u>(5,550)</u>
TOTAL TRANSFERS	<u>4,934,275</u>	<u>4,939,825</u>	<u>(5,550)</u>
TOTAL EXPENDITURES AND TRANSFERS	<u>\$ 43,678,550</u>	<u>\$ 42,576,987</u>	<u>\$ 1,101,563</u>



**SUMMARY OF BUDGET BY NATURAL CLASSIFICATION
CURRENT UNRESTRICTED FUNDS**

	2015-2016 BUDGET	ORIGINAL 2014-2015 BUDGET	CHANGE FROM 2014-2015	% Change
State Appropriation	7,613,429	7,351,136	262,293	3.6%
Federal Grants & Contracts	15,000	18,000	(3,000)	-16.7%
Tuition & Fees	10,575,676	10,562,006	13,670	0.1%
Sales & Services	540,900	525,000	15,900	3.0%
Taxes	22,256,000	21,580,000	676,000	3.1%
Investment Income	296,000	275,000	21,000	7.6%
Other Income	598,000	516,500	81,500	15.8%
Auxiliary Revenue	1,748,545	1,714,345	34,200	2.0%
Private Gifts and Grants	35,000	35,000	-	0.0%
TOTAL REVENUE	43,678,550	42,576,987	1,101,563	2.6%
Salaries	21,753,904	21,113,381	640,523	3.0%
Health Insurance	2,226,000	2,000,000	226,000	11.3%
Retirement Benefits	840,000	780,000	60,000	7.7%
Taxes & Other Benefits	1,644,000	1,655,000	(11,000)	-0.7%
Total Salaries & Benefits	26,463,904	25,548,381	915,523	3.6%
Supplies	1,208,219	1,206,696	1,523	0.1%
Operating Expenses	3,170,738	2,860,686	310,052	10.8%
Services	3,662,775	3,607,101	55,674	1.5%
Utilities	1,461,816	1,479,945	(18,129)	-1.2%
Auxiliary Expenses	30,345	30,345	-	0.0%
Student Financial Aid	1,523,500	1,494,480	29,020	1.9%
Contingency	600,000	600,000	-	0.0%
Total Operating Expenses	11,657,393	11,279,253	378,140	3.4%
Capital Equipment	563,778	703,028	(139,250)	-19.8%
Library Acquisitions	59,200	106,500	(47,300)	-44.4%
Total Capital	622,978	809,528	(186,550)	-23.0%
Mandatory Transfers	3,309,275	3,309,825	(550)	0.0%
Non-Mandatory Transfers	1,625,000	1,630,000	(5,000)	-0.3%
Total Transfers	4,934,275	4,939,825	(5,550)	-0.1%
TOTAL EXPENDITURES & TRANSFERS	43,678,550	42,576,987	1,101,563	2.6%
Excess/Deficit Budget	0	0	0	



BUDGET SUMMARY BY OBJECT

Object	FY2016	FY2015	FY2015	Change from	%
	Budget	Orig. Budget	Adj. Budget	FY15 Orig. Bud.	Change
4001 STATE APPROPRIATION	7,613,429	7,351,136	7,351,136	262,293	4%
State Appropriation	7,613,429	7,351,136	7,351,136	262,293	4%
4251 FEDERAL IND COST RECOVERY	15,000	18,000	18,000	(3,000)	-17%
Federal - Unrestricted Rev.	15,000	18,000	18,000	(3,000)	-17%
4301 CE FUNDABLE TUITION	1,195,930	1,128,735	1,128,735	67,195	6%
4303 CONCUR IN DISTRICT TUIT	289,000	256,000	256,000	33,000	13%
4304 CONCUR OUT-DIST TUIT	240,000	260,000	260,000	(20,000)	-8%
4305 CONCUR NON-RES TUIT	14,000	9,000	9,000	5,000	56%
4306 TUITION-IN DISTRICT	3,538,000	3,617,000	3,617,000	(79,000)	-2%
4307 TUITION-OUT OF DISTRICT	2,330,000	2,304,000	2,304,000	26,000	1%
4308 TUITION-NON-RESIDENT	915,000	971,000	971,000	(56,000)	-6%
4311 EXEMPT-HAZELWOOD	(44,000)	(85,000)	(85,000)	41,000	-48%
4312 EXEMPT-VALEDICTORIAN	(6,000)	(7,000)	(7,000)	1,000	-14%
4313 EXEMPT-BLIND/DEAF	(17,000)	(15,000)	(15,000)	(2,000)	13%
4314 EXEMPT-FIREMEN	(55,000)	(40,000)	(40,000)	(15,000)	38%
4315 EXEMPT-RES FOSTER CARE	(14,000)	(20,000)	(20,000)	6,000	-30%
4317 EXEMPT-ADOPTED STUDENTS	(18,000)	(15,000)	(15,000)	(3,000)	20%
4319 EXEMPT COMPETITIVE SCH	(105,000)	(100,000)	(100,000)	(5,000)	5%
4320 EXEMPT-FEES	(4,700)	(5,000)	(5,000)	300	-6%
4321 TUIT EXEMPT-PRECEPTOR PROF NUR	(21,000)	(15,000)	(15,000)	(6,000)	40%
4322 PEACE OFFICE EXEMPT	(11,000)	(5,000)	(5,000)	(6,000)	120%
4323 EXEMPT-GOOD NEIGHBOR	(8,000)	(10,000)	(10,000)	2,000	-20%
4324 THIRD ATTEMPT SURCHARGE	136,000	130,000	130,000	6,000	5%
4327 STUDENT USE FEE	1,756,000	1,750,000	1,750,000	6,000	0%
4331 LAB FEES	190,000	220,000	220,000	(30,000)	-14%
4333 REGISTRATION FEES	(19,000)	-	-	(19,000)	n/a
4341 PRIVATE INSTRUC FEE	12,000	15,000	15,000	(3,000)	-20%
4343 STUDENT INSURANCE	18,875	22,550	22,550	(3,675)	-16%
4344 ADD/DROP FEE	51,000	60,000	60,000	(9,000)	-15%
4345 LATE FEES	10,000	10,000	10,000	-	0%
4348 VCT/INTERNET FEE	750,000	530,000	530,000	220,000	42%
4349 1ST COURSE FREE-IN DISTRICT	(222,000)	(220,000)	(220,000)	(2,000)	1%
4353 1ST COURSE FREE-OUT DISTRICT	(253,000)	(230,000)	(230,000)	(23,000)	10%
4354 STUDENT ACTIVITY FEE	175,000	170,000	170,000	5,000	3%
4355 STUDENT ID FEES	4,500	5,000	5,000	(500)	-10%
4358 TUITION RE-INSTATEMENT FE	3,000	-	-	3,000	n/a
4359 1ST COURSE FREE-NONRESIDENT	(105,000)	(80,000)	(80,000)	(25,000)	31%
4363 1ST COURSE FREE- ACTIVITY FEE	(10,000)	(12,000)	(12,000)	2,000	-17%
4364 1ST COURSE FREE- ST USE FEE	(133,000)	(125,000)	(125,000)	(8,000)	6%
4371 SPEC PROGAM TUITION-IN DIST	56,000	60,000	60,000	(4,000)	-7%
4372 SPEC PROGAM TUITION-OUT DIST	25,000	25,000	25,000	-	0%
4373 SPEC PROGAM TUITION-NONRES	3,800	3,750	3,750	50	1%
4380 NONFUNDABLE CE TUITION	293,271	363,971	363,971	(70,700)	-19%
4381 ACAD PROGRESS TUIT DISCOUNT	(110,000)	(195,000)	(195,000)	85,000	-44%
4382 NONFD TUIT-OCCUP PROG	(79,000)	-	-	(79,000)	n/a
4383 NONFD TUIT-ALLIED HEALTH	(21,000)	-	-	(21,000)	n/a
4396 ALLOW-INSTITUTIONAL	-	-	(506,489)	-	n/a
Tuition and Fees	10,750,676	10,732,006	10,225,517	18,670	0%
4423 CHILDREN CTR INCOME	510,000	500,000	500,000	10,000	2%
4424 COSMETOLOGY INCOME	29,000	25,000	25,000	4,000	16%
4426 WELDING INCOME	-	-	929	-	n/a
4438 PRINTING FEES TAXABLE	1,900	-	-	1,900	n/a
Sales & Services	540,900	525,000	525,929	15,900	3%
4510 MAINTENANCE TAX	21,950,000	21,300,000	21,300,000	650,000	3%
4512 DELINQUENT TAX COLL COST	37,000	40,000	40,000	(3,000)	-8%
4513 TAX REVENUE P & I	269,000	240,000	240,000	29,000	12%
Taxes	22,256,000	21,580,000	21,580,000	676,000	3%
4610 POOL A INVESTMENT INTEREST	296,000	275,000	275,000	21,000	8%
Investment Income	296,000	275,000	275,000	21,000	8%
4700 VENDING REVENUE	30,000	36,000	36,000	(6,000)	-17%



BUDGET SUMMARY BY OBJECT

Object	FY2016 Budget	FY2015 Orig. Budget	FY2015 Adj. Budget	Change from FY15 Orig. Bud.	% Change
4701 GED FEES	28,000	20,000	20,000	8,000	40%
4702 OTHER TESTING FEES	9,600	10,000	10,000	(400)	-4%
4705 CAREER FAIR REG FEE	4,400	5,000	5,000	(600)	-12%
4706 CONT ED MISC FEES	300	500	500	(200)	-40%
4707 COMM REC RECREATION FEES	40,000	40,000	40,000	-	0%
4709 COMM REC CAMP FEES	50,000	50,000	50,000	-	0%
4710 SPORTS CTR BLDG RENT	16,000	20,000	20,000	(4,000)	-20%
4711 SC MEMBER DISCOUNTS	(14,000)	(10,000)	(10,000)	(4,000)	40%
4712 GUEST/MISC FEES	46,000	40,000	40,000	6,000	15%
4713 BUILDING LEASE INCOME	19,600	15,000	15,000	4,600	31%
4714 SPORT CTR MEMBERSHIPS	130,000	130,000	130,000	-	0%
4726 OTHER FINES	40,000	45,000	45,000	(5,000)	-11%
4741 PARKING FINES	5,400	6,000	6,000	(600)	-10%
4747 GEN ROOM RENTAL	30,000	25,000	25,000	5,000	20%
4749 RECITAL HALL RENTAL	2,700	2,000	2,000	700	35%
4750 OTHER INCOME	8,000	20,000	20,318	(12,000)	-60%
4751 INST PLAN SET-UP FEE	75,000	-	-	75,000	n/a
4755 SPONSORSHIP REV	-	-	28,500	-	n/a
4760 COMPASS TESTING FEES	64,000	45,000	45,000	19,000	42%
4762 CE NURSE AID TEST FEE	10,000	20,000	20,000	(10,000)	-50%
4764 DOT PHYSICAL EXAM FEE	15,000	15,000	15,000	-	0%
4767 SAULSBURY ROOM RENTAL	22,000	10,000	10,000	12,000	120%
4774 INTERNAL TRANSCRIPT FEES	1,000	1,000	1,000	-	0%
4778 CE-ROOM RENTAL	1,000	2,000	2,000	(1,000)	-50%
4793 AUDITORIUM RENTAL	16,000	15,000	15,000	1,000	7%
Other Income	650,000	562,500	591,318	87,500	16%
4800 SALES-TAXABLE	43,845	43,845	43,845	-	0%
4801 SALES-NONTAXABLE	8,200	8,200	8,200	-	0%
4802 COMMISSIONS	171,000	188,000	188,850	(17,000)	-9%
4803 DEPT SALES	100,000	84,800	84,800	15,200	18%
4805 CATERING - NONTAXABLE	50,000	50,000	50,000	-	0%
4806 MEAL PLAN-TAXABLE	180,000	175,000	175,000	5,000	3%
4807 MEAL PLAN-NON-TAX	142,000	138,000	138,000	4,000	3%
4814 APPLICATION FEES	8,000	6,000	6,000	2,000	33%
4817 SPECIAL EVENTS-CHAMPION GOLF	3,000	3,000	3,000	-	0%
4820 ATHLETIC TICKET SALE	6,000	6,000	6,000	-	0%
4821 PRIVATE LESSONS	1,000	1,000	1,000	-	0%
4826 CONCESSION SALES	15,000	15,000	15,000	-	0%
4830 ROOM RENTALS	40,000	40,000	40,000	-	0%
4832 RENT-2 BR APT	115,000	113,000	113,000	2,000	2%
4834 RENT-4 BR APT	545,000	535,000	535,000	10,000	2%
4836 RENT-CAMPS	12,000	10,000	10,000	2,000	20%
4840 RANGE BALLS SALES	75,000	75,000	75,000	-	0%
4841 MEMBERSHIP FEES	6,500	6,500	6,500	-	0%
Auxiliary Revenue	1,521,545	1,498,345	1,499,195	23,200	2%
4920 RESTRICTED GIFTS	10,000	10,000	28,999	-	0%
4940 PRIVATE OPER GRANTS	25,000	25,000	25,000	-	0%
Private Revenue	35,000	35,000	53,999	-	0%
EXPENDITURES	43,678,550				
5001 FACULTY-F/T	7,303,664	7,107,916	7,050,250	195,748	3%
5002 FACULTY-ADJUNCT	772,143	615,366	615,366	156,777	25%
5003 FACULTY-OVERLOAD	1,153,311	753,663	753,663	399,648	53%
5004 FACULTY-SUMMER/SHORT TERM	5,553	310,473	310,473	(304,920)	-98%
5006 FACULTY-SUBS	13,910	13,910	13,910	-	0%
5008 PROF'L INSTRUCTOR	754,544	755,299	722,218	(755)	0%
5055 CONT ED INSTRUCTOR P/T	288,035	334,200	348,200	(46,165)	-14%
Salaries - Instructional	10,291,160	9,890,827	9,814,080	400,333	4%
5100 SALARY BUDGET BALANCER	-	-	467	-	n/a
5121 PROFESSIONAL F/T	7,441,593	7,172,816	7,263,563	268,777	4%
5122 PROFESSIONAL P/T	22,000	77,000	77,000	(55,000)	-71%



BUDGET SUMMARY BY OBJECT

Object	FY2016 Budget	FY2015 Orig. Budget	FY2015 Adj. Budget	Change from FY15 Orig. Bud.	% Change
5125 PROFESSIONAL NON-EXEMPT	463,565	297,321	297,321	166,244	56%
5131 CLASSIFIED-F/T	2,204,076	2,342,802	2,293,384	(138,726)	-6%
5132 CLASSIFIED-P/T	602,640	609,236	524,035	(6,596)	-1%
5133 CLASSIFIED-O/T	115,000	95,000	95,019	20,000	21%
5151 NON-WORK STUDY	397,090	410,130	436,860	(13,040)	-3%
5170 FACULTY NON-INSTR STIPEND	17,500	17,500	17,500	-	0%
5171 OTHER SALARIES	55,000	51,000	51,000	-	8%
5172 COMMUNICATION STIPEND	44,280	39,360	39,360	4,920	13%
5175 MERIT BONUS	100,000	100,000	92,000	-	0%
Salaries - Other	11,462,744	11,212,165	11,187,508	250,579	2%
5220 A/V SUPPLIES	3,500	5,000	5,000	(1,500)	-30%
5221 VETERINARY SUPPLIES	3,000	3,000	3,000	-	0%
5223 SOFTWARE & COMPUTER SUPPLY	72,807	69,880	70,208	2,927	4%
5225 INSTRUCT SUPPLY	308,811	285,736	303,232	23,075	8%
5226 OFFICE SUPPLIES	80,263	80,126	84,495	137	0%
5227 COPIER SUPPLIES	12,470	12,430	11,480	40	0%
5228 SUBSCRIPTIONS	42,307	31,782	38,625	10,525	33%
5229 PRESERV SUPPLIES	1,350	1,350	1,350	-	0%
5233 EXCESS COPIER USAGE	6,665	6,815	6,853	(150)	-2%
5235 TELEPHONE SUPPLIES	8,000	8,000	10,281	-	0%
5239 REPAIR SUPPLIES	15,000	25,000	22,719	(10,000)	-40%
5240 GEN SUPPLIES	435,898	458,342	471,334	(22,444)	-5%
5241 OIL AND GAS	75,000	74,500	73,533	500	1%
5242 CAREER FAIR EXPENSES	5,000	5,000	3,324	-	0%
5249 SMALL TOOLS < \$100	2,750	3,900	5,047	(1,150)	-29%
5260 GROCERIES	4,000	4,000	4,000	-	0%
5262 UNIFORMS	49,398	49,898	49,898	(500)	-1%
5265 BUNKER GEAR	10,000	10,000	10,000	-	0%
5266 PAINT & SUPPLIES	15,000	20,000	17,000	(5,000)	-25%
5270 ENTERTAINMENT SUPPLY	57,000	51,937	56,959	5,063	10%
Supplies	1,208,219	1,206,696	1,248,338	1,523	0%
5300 POSTAGE PURCHASED	40,000	40,000	40,000	-	0%
5301 POSTAGE ALLOCATION	(304)	22,684	9,146	(22,988)	-101%
5304 LAUNDRY EXP	3,520	-	4,310	3,520	n/a
5305 BASEBALL FIELD EXPENSES	8,500	8,500	8,500	-	0%
5306 SOFTBALL FIELD EXPENSE	5,000	6,500	4,863	(1,500)	-23%
5307 DRIVING RANGE EXPENSE	3,000	3,000	3,000	-	0%
5308 CATERING CHARGES	51,538	54,305	60,015	(2,767)	-5%
5309 ADVISORY COMMITTEE EXP	7,100	7,100	5,348	-	0%
5311 DUES & MEMBERSHIPS	155,063	155,381	159,088	(318)	0%
5312 GRADUATION EXPENSE	15,750	13,250	13,250	2,500	19%
5314 STUDENT RECOGNITION CERT	5,000	5,000	5,000	-	0%
5315 ORGANIZATIONAL EXP	306	296	296	10	3%
5316 REGISTRATION EXP	-	-	2,200	-	n/a
5318 PUBLIC RELATIONS	63,417	65,502	67,539	(2,085)	-3%
5319 STAFF TRAINING	-	1,000	5,900	(1,000)	-100%
5321 TRAVEL-WITHIN SERVICE AREA	-	2,500	2,500	(2,500)	-100%
5322 TRAVEL-OUTSIDE SERVICE AREA	50,500	41,200	145,632	9,300	23%
5323 TRAVEL - ALLOCATION	128,500	141,500	46,627	(13,000)	-9%
5325 RECRUITING TRAVEL	65,950	65,950	65,744	-	0%
5328 TRAVEL CAR SERVE	-	1,728	-	(1,728)	-100%
5331 STUDENT TRAVEL	55,865	43,946	45,814	11,919	27%
5333 GAME TRAVEL	172,000	172,000	160,813	-	0%
5340 INSURANCE	299,100	286,821	286,821	12,279	4%
5342 SPECIAL EVENTS	23,300	16,000	41,840	7,300	46%
5344 RECRUITMENT TRAVEL	-	200	200	(200)	-100%
5347 AVID DISCRETIONARY EXP	6,000	10,580	5,699	(4,580)	-43%
5348 PERM BASIN FAIR EXPENSE	4,000	4,000	4,000	-	0%
5349 OFF CAMPUS BUS EXP	51,541	54,001	46,882	(2,460)	-5%
5350 AWARDS	7,000	6,000	14,000	1,000	17%



BUDGET SUMMARY BY OBJECT

Object	FY2016 Budget	FY2015 Orig. Budget	FY2015 Adj. Budget	Change from FY15 Orig. Bud.	% Change
5351 EQUIPMENT RENTAL	56,570	29,028	55,009	27,542	95%
5354 SOFTWARE RENTAL	55,283	45,350	54,085	9,933	22%
5357 RECYCLING EXPENSE	7,000	3,000	3,000	4,000	133%
5360 EXTERMINATING	13,000	12,636	12,636	364	3%
5362 EQUIP REPAIRS	255,528	277,978	300,309	(22,450)	-8%
5363 BLDG REPAIRS/REMODEL	140,000	65,000	74,823	75,000	115%
5365 PARKING LOT REPAIRS	20,000	12,000	18,147	8,000	67%
5369 OTHER OPER EXPENSE	16,000	14,500	11,500	1,500	10%
5370 SOFTWARE MAINT AGREE	838,245	697,906	700,006	140,339	20%
5371 EQUIP MAINT AGREEMENT	266,138	236,504	234,004	29,634	13%
5383 OPERATING LEASE	221,328	167,840	221,326	53,488	32%
5388 CONTINGENT EXPEND	660,000	670,000	550,677	(10,000)	-1%
5392 BUD CARRY FWD	-	-	(60,602)	-	n/a
Operating Expenses	3,770,738	3,460,686	3,429,946	310,052	9%
5401 AUDIT FEES	75,000	65,000	65,000	10,000	15%
5402 TAX OFFICE EXPENSE	44,531	43,528	43,528	1,003	2%
5403 TAX APPRAISAL FEES	265,899	263,007	263,007	2,892	1%
5406 LEGAL FEES	34,000	34,000	34,000	-	0%
5407 CONTRACT SERVICES	1,627,745	1,484,284	1,595,971	143,461	10%
5408 OTHER PROF'L FEES	7,000	187,500	196,700	(180,500)	-96%
5410 ACCREDITATION EXPENSES	17,340	8,100	13,300	9,240	114%
5411 EXTERNAL PRINTING	58,145	59,065	54,827	(920)	-2%
5414 N/C SCHEDULE PRINT	29,000	-	29,000	29,000	n/a
5415 CONTRACTED INSTRUCTION	68,940	62,644	62,144	6,296	10%
5417 INSPECTIONS, LICENSE, REG	31,325	29,225	29,225	2,100	7%
5421 ADV-CREDIT	325,000	325,000	292,500	-	0%
5422 ADV-NON CREDIT	50,000	50,000	50,000	-	0%
5423 DEPARTMENT MARKETING	25,000	60,000	54,710	(35,000)	-58%
5424 ADV-OTHER	44,200	48,625	51,625	(4,425)	-9%
5425 ADV-RECREATION	10,000	8,000	5,300	2,000	25%
5426 ADVERTISING/MARKETING	8,000	16,750	16,750	(8,750)	-52%
5427 ADV AGENCY FEES	25,000	10,000	10,000	15,000	150%
5428 HERRING BNK CARD FEES	12,000	13,000	13,000	(1,000)	-8%
5429 BANK FINANCE CHARGES	200	500	500	(300)	-60%
5430 CHECK COLLECTION EXPENSE	2,000	5,000	5,000	(3,000)	-60%
5431 AMERICAN EXPRESS FEE	-	100	100	(100)	-100%
5432 VISA/MASTER CARD FEE	-	2,500	2,500	(2,500)	-100%
5434 OFFICIAL PMTS SERV CHRG	80,000	70,000	70,000	10,000	14%
5436 CUSTODIAL-SPECIAL CLEANING	53,550	42,200	43,800	11,350	27%
5437 CUSTODIAL-SPECIAL CLEANING	500	-	-	500	n/a
5440 INTERNAL CHARGE-BACK	(74,992)	(74,992)	(74,992)	-	0%
5442 INTERNAL PRINTING	45,740	51,246	47,805	(5,506)	-11%
5444 LRC COPIER REIMBURSEMENT	(7,000)	(7,000)	(7,000)	-	0%
5448 DEPT COPIER CHARGE BACK	(65,920)	(73,150)	(73,150)	7,230	-10%
5450 MISC EXPENSE	37,945	141,586	21,339	(53,641)	-73%
5460 OC EXPERIENCE EXPENSES	2,000	1,263	1,263	737	58%
5470 POST-C TRVL: GEN	35,000	35,000	35,000	-	0%
5490 POOLED CE OPER EXPENSE	795,627	655,509	655,509	140,118	21%
Services	3,662,775	3,617,490	3,608,260	45,285	1%
5501 ELECTRICITY	986,300	1,021,300	1,021,300	(35,000)	-3%
5502 NATURAL GAS	147,600	145,100	145,100	2,500	2%
5503 WATER/SEWER	149,700	114,700	114,700	35,000	31%
5504 CABLE TV	26,600	26,600	26,600	-	0%
5512 TELEPHONE-LONG DIST	5,213	5,229	5,443	(16)	0%
5514 CELLULAR ACCESS	15,208	16,721	16,721	(1,513)	-9%
5516 TELEPHONE LINE CHGS	57,800	57,800	57,800	-	0%
5517 ISP CHARGES	73,395	92,495	92,495	(19,100)	-21%
Utilities	1,461,816	1,479,945	1,480,159	(18,129)	-1%
5699 COST OF GOODS SOLD	30,345	30,345	30,345	-	0%
Auxiliary	30,345	30,345	30,345	-	0%



BUDGET SUMMARY BY OBJECT

Object	FY2016 Budget	FY2015 Orig. Budget	FY2015 Adj. Budget	Change from FY15 Orig. Bud.	% Change
5721 T/F SCHOLARSHIP	357,900	365,100	365,100	(7,200)	-2%
5722 HOUSING SCHOLARSHIP	32,600	21,500	28,500	11,100	52%
5729 ATHLETIC SCHOLARSHIP	1,133,000	1,107,880	617,391	25,120	2%
Scholarship & Aid	1,523,500	1,494,480	1,010,991	29,020	2%
5900 HEALTH INSUR BENEFIT	2,226,000	2,000,000	2,000,000	226,000	11%
5902 FICA MATCHING	1,120,000	1,110,000	1,110,000	10,000	1%
5903 MEDICARE MATCHING	304,000	290,000	290,000	14,000	5%
5907 UNEMPLOYMENT BENEFITS	35,000	40,000	40,000	(5,000)	-13%
5908 WORKERS COMP BENEFITS	90,000	95,000	95,000	(5,000)	-5%
5910 COMP ABSENCES PAYMENT	35,000	35,000	35,000	-	0%
5912 TUIT & FEE ASSISTANCE	60,000	60,000	60,000	-	0%
5920 ORP SUPPLEMENT	35,000	30,000	30,000	5,000	17%
5921 ORP SUPPLEMENT	135,000	130,000	130,000	5,000	4%
5930 TRS/ORP NON-GR ELIGIBLE	105,000	85,000	85,000	20,000	24%
5935 TRS NEW EMPLOYMENT MATCH	90,000	90,000	90,000	-	0%
5936 TRS NEW EMPLOYMENT MATCH	450,000	445,000	445,000	5,000	1%
5950 TAX SHELTER ANNUITY	25,000	25,000	25,000	-	0%
Staff Benefits	4,710,000	4,435,000	4,435,000	275,000	6%
CAPITAL					
6010 CAPITAL > \$5000	254,725	283,071	377,783	(283,071)	-10%
6014 NON-CONSUMABLES < \$300	15,002	10,142	74,263	(10,142)	48%
6015 FIXED ASSETS < \$5000	163,551	308,815	280,988	124,463	-47%
6023 CAPITALIZED SOFTWARE	-	21,000	14,000	(21,000)	-100%
6030 CAPITALIZED SOFTWARE	50,500	-	-	50,500	n/a
6031 LRC FACULTY REQ BKS	25,000	39,000	39,000	(14,000)	-36%
6032 LRC BOUND PERIODICAL	12,200	21,000	21,000	(8,800)	-42%
6034 LRC SOFTWARE	12,000	13,500	13,500	(1,500)	-11%
6036 LRC BOOKS	10,000	33,000	33,000	(23,000)	-70%
6095 GENERAL FURNITURE BUDGET	80,000	80,000	74,607	-	0%
622978 Capital	622,978	809,528	928,141	(186,550)	-23%
7103 TSF-MANDATORY DEBT SERVICE	2,894,275	2,894,825	2,894,825	(550)	0%
7104 TSF-TPEG RESIDENT BAL	400,000	400,000	400,000	-	0%
7105 TSF-TPEG NON/RES BAL	15,000	15,000	15,000	-	0%
Mandatory Transfers	3,309,275	3,309,825	3,309,825	(550)	0%
7203 TSF-RENEWAL/REPLACE	1,650,000	1,650,000	1,650,000	-	0%
7204 ATH FD BY STUD ACT	-	-	-	-	n/a
7206 TSF-OTHER NON-MAND	-	-	7,500	-	n/a
7214 TSF-INVESTMENT EARNINGS	(25,000)	(20,000)	(20,000)	(5,000)	25%
7217 TSF BUD FROM PRIOR YEAR	-	-	-	-	n/a
7220 TSF-AUXIL PROFIT/LOSS	-	-	-	-	n/a
Other Transfers	1,625,000	1,630,000	1,637,500	(5,000)	0%
TOTALS	-	-	(0)	-	



Current Unrestricted Expenditure Budgets by Department
 (Excludes F/T Salaries, Employee Travel, and Capital)

Fund	Dept	Object	Department Name	Object of Expenditure	FY2016	FY2015
					Budget	Orig. Budget
11	10100	5240	BRD TRUSTEES	GEN SUPPLIES	1,200	1,200
11	10100	5304	BRD TRUSTEES	LAUNDRY EXP	420	-
11	10100	5308	BRD TRUSTEES	CATERING CHARGES	1,580	2,000
11	10100	5370	BRD TRUSTEES	SOFTWARE MAINT AGREE	900	800
10100 Total					4,100	4,000
11	10101	5226	PRESIDENT	OFFICE SUPPLIES	1,200	1,200
11	10101	5301	PRESIDENT	POSTAGE ALLOCATION	365	365
11	10101	5308	PRESIDENT	CATERING CHARGES	1,292	1,292
11	10101	5311	PRESIDENT	DUES & MEMBERSHIPS	875	875
11	10101	5318	PRESIDENT	PUBLIC RELATIONS	6,252	6,752
11	10101	5342	PRESIDENT	SPECIAL EVENTS	8,500	200
11	10101	5349	PRESIDENT	OFF CAMPUS BUS EXP	195	195
11	10101	5442	PRESIDENT	INTERNAL PRINTING	180	180
11	10101	5512	PRESIDENT	TELEPHONE-LONG DIST	40	40
10101 Total					18,899	11,099
11	10102	5223	VP-INSTRUCTION	SOFTWARE & COMPUTER SUPPLY	-	-
11	10102	5226	VP-INSTRUCTION	OFFICE SUPPLIES	1,000	1,000
11	10102	5240	VP-INSTRUCTION	GEN SUPPLIES	-	-
11	10102	5301	VP-INSTRUCTION	POSTAGE ALLOCATION	10	25
11	10102	5304	VP-INSTRUCTION	LAUNDRY EXP	-	-
11	10102	5308	VP-INSTRUCTION	CATERING CHARGES	700	875
11	10102	5311	VP-INSTRUCTION	DUES & MEMBERSHIPS	550	525
11	10102	5318	VP-INSTRUCTION	PUBLIC RELATIONS	100	300
11	10102	5349	VP-INSTRUCTION	OFF CAMPUS BUS EXP	-	200
11	10102	5411	VP-INSTRUCTION	EXTERNAL PRINTING	-	50
11	10102	5442	VP-INSTRUCTION	INTERNAL PRINTING	-	250
11	10102	5450	VP-INSTRUCTION	MISC EXPENSE	100	200
11	10102	5512	VP-INSTRUCTION	TELEPHONE-LONG DIST	50	50
10102 Total					2,510	3,475
11	10103	5223	VP-BUS AFFAIRS	SOFTWARE & COMPUTER SUPPLY	250	850
11	10103	5226	VP-BUS AFFAIRS	OFFICE SUPPLIES	750	800
11	10103	5227	VP-BUS AFFAIRS	COPIER SUPPLIES	225	300
11	10103	5301	VP-BUS AFFAIRS	POSTAGE ALLOCATION	150	150
11	10103	5308	VP-BUS AFFAIRS	CATERING CHARGES	100	150
11	10103	5311	VP-BUS AFFAIRS	DUES & MEMBERSHIPS	910	910
11	10103	5318	VP-BUS AFFAIRS	PUBLIC RELATIONS	50	50
11	10103	5383	VP-BUS AFFAIRS	OPERATING LEASE	2,197	2,197
11	10103	5424	VP-BUS AFFAIRS	ADV-OTHER	500	1,000
11	10103	5442	VP-BUS AFFAIRS	INTERNAL PRINTING	200	200
11	10103	5448	VP-BUS AFFAIRS	DEPT COPIER CHARGE BACK	(1,650)	(1,650)
11	10103	5512	VP-BUS AFFAIRS	TELEPHONE-LONG DIST	60	75
10103 Total					3,742	5,032
11	10106	5223	VP-INFORMATION TECHNOLOGY	SOFTWARE & COMPUTER SUPPLY	300	300
11	10106	5226	VP-INFORMATION TECHNOLOGY	OFFICE SUPPLIES	300	300
11	10106	5240	VP-INFORMATION TECHNOLOGY	GEN SUPPLIES	300	300
11	10106	5301	VP-INFORMATION TECHNOLOGY	POSTAGE ALLOCATION	50	50
11	10106	5311	VP-INFORMATION TECHNOLOGY	DUES & MEMBERSHIPS	800	800
11	10106	5318	VP-INFORMATION TECHNOLOGY	PUBLIC RELATIONS	500	500
11	10106	5349	VP-INFORMATION TECHNOLOGY	OFF CAMPUS BUS EXP	400	400

Current Unrestricted Expenditure Budgets by Department
(Excludes F/T Salaries, Employee Travel, and Capital)

<u>Fund</u>	<u>Dept</u>	<u>Object</u>	<u>Department Name</u>	<u>Object of Expenditure</u>	<u>FY2016 Budget</u>	<u>FY2015 Orig. Budget</u>
11	10106	5442	VP-INFORMATION TECHNOLOGY	INTERNAL PRINTING	200	200
11	10106	5512	VP-INFORMATION TECHNOLOGY	TELEPHONE-LONG DIST	50	50
10106 Total					2,900	2,900
11	10107	5226	VP-INSTITUTIONAL EFFECTIVENESS	OFFICE SUPPLIES	500	900
11	10107	5240	VP-INSTITUTIONAL EFFECTIVENESS	GEN SUPPLIES	50	50
11	10107	5301	VP-INSTITUTIONAL EFFECTIVENESS	POSTAGE ALLOCATION	25	25
11	10107	5311	VP-INSTITUTIONAL EFFECTIVENESS	DUES & MEMBERSHIPS	1,200	1,200
11	10107	5318	VP-INSTITUTIONAL EFFECTIVENESS	PUBLIC RELATIONS	300	300
11	10107	5407	VP-INSTITUTIONAL EFFECTIVENESS	CONTRACT SERVICES	3,000	3,000
11	10107	5411	VP-INSTITUTIONAL EFFECTIVENESS	EXTERNAL PRINTING	125	125
11	10107	5442	VP-INSTITUTIONAL EFFECTIVENESS	INTERNAL PRINTING	125	125
11	10107	5512	VP-INSTITUTIONAL EFFECTIVENESS	TELEPHONE-LONG DIST	-	50
10107 Total					5,325	5,775
11	10211	5151	HUMAN RES	NON-WORK STUDY	1,500	2,000
11	10211	5226	HUMAN RES	OFFICE SUPPLIES	2,800	2,800
11	10211	5228	HUMAN RES	SUBSCRIPTIONS	230	-
11	10211	5240	HUMAN RES	GEN SUPPLIES	1,500	1,500
11	10211	5301	HUMAN RES	POSTAGE ALLOCATION	800	1,000
11	10211	5308	HUMAN RES	CATERING CHARGES	-	500
11	10211	5311	HUMAN RES	DUES & MEMBERSHIPS	135	200
11	10211	5318	HUMAN RES	PUBLIC RELATIONS	-	500
11	10211	5325	HUMAN RES	RECRUITING TRAVEL	6,000	6,000
11	10211	5344	HUMAN RES	RECRUITMENT TRAVEL	-	200
11	10211	5349	HUMAN RES	OFF CAMPUS BUS EXP	-	50
11	10211	5370	HUMAN RES	SOFTWARE MAINT AGREE	38,000	37,000
11	10211	5383	HUMAN RES	OPERATING LEASE	1,885	1,885
11	10211	5407	HUMAN RES	CONTRACT SERVICES	10,000	12,000
11	10211	5424	HUMAN RES	ADV-OTHER	17,000	20,000
11	10211	5442	HUMAN RES	INTERNAL PRINTING	300	325
11	10211	5512	HUMAN RES	TELEPHONE-LONG DIST	100	120
10211 Total					80,250	86,080
11	10225	5226	ACCOUNTING	OFFICE SUPPLIES	1,800	1,800
11	10225	5301	ACCOUNTING	POSTAGE ALLOCATION	500	500
11	10225	5370	ACCOUNTING	SOFTWARE MAINT AGREE	33,550	-
11	10225	5383	ACCOUNTING	OPERATING LEASE	1,072	993
11	10225	5434	ACCOUNTING	OFFICIAL PMTS SERV CHRG	5,000	-
11	10225	5442	ACCOUNTING	INTERNAL PRINTING	200	200
11	10225	5512	ACCOUNTING	TELEPHONE-LONG DIST	20	20
10225 Total					42,142	3,513
11	10240	5132	PURCHASING	CLASSIFIED-P/T	6,200	5,000
11	10240	5226	PURCHASING	OFFICE SUPPLIES	3,000	3,300
11	10240	5228	PURCHASING	SUBSCRIPTIONS	1,680	-
11	10240	5301	PURCHASING	POSTAGE ALLOCATION	1,600	1,600
11	10240	5311	PURCHASING	DUES & MEMBERSHIPS	1,025	950
11	10240	5328	PURCHASING	TRAVEL CAR SERVE	-	1,728
11	10240	5383	PURCHASING	OPERATING LEASE	8,949	8,949
11	10240	5424	PURCHASING	ADV-OTHER	4,000	5,125
11	10240	5442	PURCHASING	INTERNAL PRINTING	100	100
11	10240	5512	PURCHASING	TELEPHONE-LONG DIST	100	100
11	10240	5514	PURCHASING	CELLULAR ACCESS	1,045	1,045
10240 Total					27,699	27,897
11	10300	5151	INSTIT. EFFECTIVENESS	NON-WORK STUDY	3,000	-
11	10300	5223	INSTIT. EFFECTIVENESS	SOFTWARE & COMPUTER SUPPLY	300	-
11	10300	5226	INSTIT. EFFECTIVENESS	OFFICE SUPPLIES	2,000	2,600

Current Unrestricted Expenditure Budgets by Department
(Excludes F/T Salaries, Employee Travel, and Capital)

<u>Fund</u>	<u>Dept</u>	<u>Object</u>	<u>Department Name</u>	<u>Object of Expenditure</u>	<u>FY2016 Budget</u>	<u>FY2015 Orig. Budget</u>
11	10300	5240	INSTIT. EFFECTIVENESS	GEN SUPPLIES	11,500	13,380
11	10300	5301	INSTIT. EFFECTIVENESS	POSTAGE ALLOCATION	250	500
11	10300	5311	INSTIT. EFFECTIVENESS	DUES & MEMBERSHIPS	700	670
11	10300	5354	INSTIT. EFFECTIVENESS	SOFTWARE RENTAL	6,500	-
11	10300	5411	INSTIT. EFFECTIVENESS	EXTERNAL PRINTING	1,000	1,000
11	10300	5442	INSTIT. EFFECTIVENESS	INTERNAL PRINTING	1,000	1,000
11	10300	5452	INSTIT. EFFECTIVENESS	MISC EXPENSE	-	50,000
11	10300	5512	INSTIT. EFFECTIVENESS	TELEPHONE-LONG DIST	100	40
10300 Total					26,350	69,190
11	10301	5407	INITIATIVE GRANTS	CONTRACT SERVICES	50,000	-
10301 Total					50,000	-
11	10305	5132	MARKETING & MEDIA RELATIONS	CLASSIFIED-P/T	8,000	-
11	10305	5151	MARKETING & MEDIA RELATIONS	NON-WORK STUDY	15,000	6,000
11	10305	5223	MARKETING & MEDIA RELATIONS	SOFTWARE & COMPUTER SUPPLY	5,000	1,500
11	10305	5226	MARKETING & MEDIA RELATIONS	OFFICE SUPPLIES	3,800	2,000
11	10305	5228	MARKETING & MEDIA RELATIONS	SUBSCRIPTIONS	8,250	8,250
11	10305	5240	MARKETING & MEDIA RELATIONS	GEN SUPPLIES	4,000	1,800
11	10305	5301	MARKETING & MEDIA RELATIONS	POSTAGE ALLOCATION	16,000	36,000
11	10305	5311	MARKETING & MEDIA RELATIONS	DUES & MEMBERSHIPS	775	775
11	10305	5318	MARKETING & MEDIA RELATIONS	PUBLIC RELATIONS	4,000	1,000
11	10305	5349	MARKETING & MEDIA RELATIONS	OFF CAMPUS BUS EXP	-	-
11	10305	5370	MARKETING & MEDIA RELATIONS	SOFTWARE MAINT AGREE	30,000	30,000
11	10305	5383	MARKETING & MEDIA RELATIONS	OPERATING LEASE	10,500	10,500
11	10305	5407	MARKETING & MEDIA RELATIONS	CONTRACT SERVICES	75,000	66,000
11	10305	5408	MARKETING & MEDIA RELATIONS	OTHER PROF'L FEES	-	150,000
11	10305	5411	MARKETING & MEDIA RELATIONS	EXTERNAL PRINTING	40,000	40,000
11	10305	5414	MARKETING & MEDIA RELATIONS	N/C SCHEDULE PRINT	29,000	-
11	10305	5421	MARKETING & MEDIA RELATIONS	ADV-CREDIT	325,000	325,000
11	10305	5422	MARKETING & MEDIA RELATIONS	ADV-NON CREDIT	50,000	50,000
11	10305	5423	MARKETING & MEDIA RELATIONS	DEPARTMENT MARKETING	25,000	60,000
11	10305	5424	MARKETING & MEDIA RELATIONS	ADV-OTHER	20,000	20,000
11	10305	5425	MARKETING & MEDIA RELATIONS	ADV-RECREATION	10,000	8,000
11	10305	5427	MARKETING & MEDIA RELATIONS	ADV AGENCY FEES	25,000	10,000
11	10305	5442	MARKETING & MEDIA RELATIONS	INTERNAL PRINTING	10,000	5,000
11	10305	5450	MARKETING & MEDIA RELATIONS	MISC EXPENSE	750	150
11	10305	5512	MARKETING & MEDIA RELATIONS	TELEPHONE-LONG DIST	50	25
10305 Total					715,125	832,000
11	10306	5223	INSTIT. ADVANCEMENT	SOFTWARE & COMPUTER SUPPLY	300	500
11	10306	5226	INSTIT. ADVANCEMENT	OFFICE SUPPLIES	1,500	1,500
11	10306	5228	INSTIT. ADVANCEMENT	SUBSCRIPTIONS	200	250
11	10306	5240	INSTIT. ADVANCEMENT	GEN SUPPLIES	2,000	2,500
11	10306	5301	INSTIT. ADVANCEMENT	POSTAGE ALLOCATION	1,500	1,500
11	10306	5304	INSTIT. ADVANCEMENT	LAUNDRY EXP	2,500	-
11	10306	5308	INSTIT. ADVANCEMENT	CATERING CHARGES	7,500	10,000
11	10306	5311	INSTIT. ADVANCEMENT	DUES & MEMBERSHIPS	1,000	1,250
11	10306	5318	INSTIT. ADVANCEMENT	PUBLIC RELATIONS	8,000	10,000
11	10306	5342	INSTIT. ADVANCEMENT	SPECIAL EVENTS	8,000	9,500
11	10306	5349	INSTIT. ADVANCEMENT	OFF CAMPUS BUS EXP	-	1,500
11	10306	5370	INSTIT. ADVANCEMENT	SOFTWARE MAINT AGREE	6,000	7,000
11	10306	5411	INSTIT. ADVANCEMENT	EXTERNAL PRINTING	5,500	5,500
11	10306	5442	INSTIT. ADVANCEMENT	INTERNAL PRINTING	600	600
10306 Total					44,600	51,600
11	10310	5301	GRADUATION	POSTAGE ALLOCATION	800	800
11	10310	5312	GRADUATION	GRADUATION EXPENSE	14,000	11,000

Current Unrestricted Expenditure Budgets by Department
(Excludes F/T Salaries, Employee Travel, and Capital)

<u>Fund</u>	<u>Dept</u>	<u>Object</u>	<u>Department Name</u>	<u>Object of Expenditure</u>	<u>FY2016 Budget</u>	<u>FY2015 Orig. Budget</u>
10310 Total					14,800	11,800
11	10312	5240	EMPLOYEE RECOGNITION	GEN SUPPLIES	2,500	2,600
11	10312	5301	EMPLOYEE RECOGNITION	POSTAGE ALLOCATION	-	100
11	10312	5308	EMPLOYEE RECOGNITION	CATERING CHARGES	8,000	10,000
11	10312	5350	EMPLOYEE RECOGNITION	AWARDS	7,000	6,000
11	10312	5442	EMPLOYEE RECOGNITION	INTERNAL PRINTING	100	250
10312 Total					17,600	18,950
11	10315	5311	INSTIT MBRSHIPS	DUES & MEMBERSHIPS	98,500	102,500
10315 Total					98,500	102,500
11	10320	5226	PROF'L DEVEL	OFFICE SUPPLIES	-	500
11	10320	5228	PROF'L DEVEL	SUBSCRIPTIONS	-	2,500
11	10320	5240	PROF'L DEVEL	GEN SUPPLIES	1,000	800
11	10320	5301	PROF'L DEVEL	POSTAGE ALLOCATION	-	200
11	10320	5308	PROF'L DEVEL	CATERING CHARGES	2,000	1,600
11	10320	5369	PROF'L DEVEL	OTHER OPER EXPENSE	6,000	6,000
11	10320	5407	PROF'L DEVEL	CONTRACT SERVICES	2,000	1,000
11	10320	5442	PROF'L DEVEL	INTERNAL PRINTING	200	500
11	10320	5512	PROF'L DEVEL	TELEPHONE-LONG DIST	-	100
10320 Total					11,200	13,200
11	10323	5240	OC LEADERSHIP INSTITUTE	GEN SUPPLIES	3,000	4,800
11	10323	5308	OC LEADERSHIP INSTITUTE	CATERING CHARGES	3,000	3,000
11	10323	5349	OC LEADERSHIP INSTITUTE	OFF CAMPUS BUS EXP	-	200
11	10323	5369	OC LEADERSHIP INSTITUTE	OTHER OPER EXPENSE	10,000	8,500
10323 Total					16,000	16,500
11	10331	5308	ORG PROF STAFF	CATERING CHARGES	159	159
11	10331	5315	ORG PROF STAFF	ORGANIZATIONAL EXP	81	81
10331 Total					240	240
11	10332	5308	ORG SEC/CLERKS	CATERING CHARGES	75	91
11	10332	5315	ORG SEC/CLERKS	ORGANIZATIONAL EXP	225	215
10332 Total					300	306
11	10333	5308	ORG MAINT EMPL	CATERING CHARGES	238	238
10333 Total					238	238
11	10340	5406	LEGAL EXPENSE	LEGAL FEES	34,000	34,000
10340 Total					34,000	34,000
11	10342	5228	HEALTH & SAFETY	SUBSCRIPTIONS	10,200	8,250
11	10342	5240	HEALTH & SAFETY	GEN SUPPLIES	2,000	2,000
11	10342	5301	HEALTH & SAFETY	POSTAGE ALLOCATION	-	25
11	10342	5371	HEALTH & SAFETY	EQUIP MAINT AGREEMENT	-	1,200
11	10342	5407	HEALTH & SAFETY	CONTRACT SERVICES	6,000	9,000
11	10342	5417	HEALTH & SAFETY	INSPECTIONS, LICENSE, REG	-	200
11	10342	5442	HEALTH & SAFETY	INTERNAL PRINTING	500	100
10342 Total					18,700	20,775
11	10344	5401	AUDIT	AUDIT FEES	75,000	65,000
10344 Total					75,000	65,000
11	10348	5402	TAX APPRAISAL	TAX OFFICE EXPENSE	44,531	43,528
11	10348	5403	TAX APPRAISAL	TAX APPRAISAL FEES	265,899	263,007
10348 Total					310,430	306,535
11	10350	5132	CAMPUS POLICE	CLASSIFIED-P/T	10,000	11,200
11	10350	5226	CAMPUS POLICE	OFFICE SUPPLIES	250	300
11	10350	5228	CAMPUS POLICE	SUBSCRIPTIONS	317	317
11	10350	5240	CAMPUS POLICE	GEN SUPPLIES	4,450	4,450
11	10350	5262	CAMPUS POLICE	UNIFORMS	3,000	3,000
11	10350	5301	CAMPUS POLICE	POSTAGE ALLOCATION	50	50
11	10350	5311	CAMPUS POLICE	DUES & MEMBERSHIPS	40	130

Current Unrestricted Expenditure Budgets by Department
(Excludes F/T Salaries, Employee Travel, and Capital)

<u>Fund</u>	<u>Dept</u>	<u>Object</u>	<u>Department Name</u>	<u>Object of Expenditure</u>	<u>FY2016 Budget</u>	<u>FY2015 Orig. Budget</u>
11	10350	5340	CAMPUS POLICE	INSURANCE	100	100
11	10350	5349	CAMPUS POLICE	OFF CAMPUS BUS EXP	-	-
11	10350	5351	CAMPUS POLICE	EQUIPMENT RENTAL	2,400	2,400
11	10350	5362	CAMPUS POLICE	EQUIP REPAIRS	50	50
11	10350	5371	CAMPUS POLICE	EQUIP MAINT AGREEMENT	768	768
11	10350	5383	CAMPUS POLICE	OPERATING LEASE	993	993
11	10350	5407	CAMPUS POLICE	CONTRACT SERVICES	9,000	11,555
11	10350	5442	CAMPUS POLICE	INTERNAL PRINTING	400	600
11	10350	5512	CAMPUS POLICE	TELEPHONE-LONG DIST	50	50
11	10350	5514	CAMPUS POLICE	CELLULAR ACCESS	3,300	3,000
10350 Total					35,168	38,963
11	10352	5226	COPY AND MAIL CTR	OFFICE SUPPLIES	360	360
11	10352	5227	COPY AND MAIL CTR	COPIER SUPPLIES	8,000	8,000
11	10352	5233	COPY AND MAIL CTR	EXCESS COPIER USAGE	2,000	2,000
11	10352	5240	COPY AND MAIL CTR	GEN SUPPLIES	500	500
11	10352	5300	COPY AND MAIL CTR	POSTAGE PURCHASED	40,000	40,000
11	10352	5301	COPY AND MAIL CTR	POSTAGE ALLOCATION	(40,000)	(40,000)
11	10352	5362	COPY AND MAIL CTR	EQUIP REPAIRS	600	-
11	10352	5383	COPY AND MAIL CTR	OPERATING LEASE	48,085	48,085
11	10352	5448	COPY AND MAIL CTR	DEPT COPIER CHARGE BACK	(50,000)	(50,000)
10352 Total					9,545	8,945
11	10355	5132	CALL CENTER	CLASSIFIED-P/T	-	10,000
11	10355	5226	CALL CENTER	OFFICE SUPPLIES	-	800
11	10355	5240	CALL CENTER	GEN SUPPLIES	-	500
11	10355	5301	CALL CENTER	POSTAGE ALLOCATION	-	50
11	10355	5370	CALL CENTER	SOFTWARE MAINT AGREE	-	4,000
11	10355	5383	CALL CENTER	OPERATING LEASE	1,885	1,885
11	10355	5442	CALL CENTER	INTERNAL PRINTING	-	100
11	10355	5512	CALL CENTER	TELEPHONE-LONG DIST	-	150
11	10355	5516	CALL CENTER	TELEPHONE LINE CHGS	-	50,000
10355 Total					1,885	67,485
11	10356	5132	FACILITY CONTR	CLASSIFIED-P/T	-	18,000
11	10356	5151	FACILITY CONTR	NON-WORK STUDY	6,500	6,500
11	10356	5226	FACILITY CONTR	OFFICE SUPPLIES	255	255
11	10356	5240	FACILITY CONTR	GEN SUPPLIES	6,500	6,500
11	10356	5262	FACILITY CONTR	UNIFORMS	1,750	1,750
11	10356	5301	FACILITY CONTR	POSTAGE ALLOCATION	40	40
11	10356	5357	FACILITY CONTR	RECYCLING EXPENSE	7,000	3,000
11	10356	5442	FACILITY CONTR	INTERNAL PRINTING	90	90
11	10356	5512	FACILITY CONTR	TELEPHONE-LONG DIST	20	40
11	10356	5514	FACILITY CONTR	CELLULAR ACCESS	600	600
10356 Total					22,755	36,775
11	10359	5151	TRANSPORTATION	NON-WORK STUDY	-	6,000
11	10359	5240	TRANSPORTATION	GEN SUPPLIES	2,500	2,500
11	10359	5241	TRANSPORTATION	OIL AND GAS	70,000	70,000
11	10359	5249	TRANSPORTATION	SMALL TOOLS < \$100	1,000	1,400
11	10359	5351	TRANSPORTATION	EQUIPMENT RENTAL	-	-
11	10359	5362	TRANSPORTATION	EQUIP REPAIRS	47,500	48,000
11	10359	5383	TRANSPORTATION	OPERATING LEASE	6,000	6,000
11	10359	5407	TRANSPORTATION	CONTRACT SERVICES	2,800	2,800
11	10359	5440	TRANSPORTATION	INTERNAL CHARGE-BACK	(74,000)	(74,000)
11	10359	5514	TRANSPORTATION	CELLULAR ACCESS	576	576
10359 Total					56,376	63,276
11	10360	5223	INFO SERVICES	SOFTWARE & COMPUTER SUPPLY	14,790	-

Current Unrestricted Expenditure Budgets by Department
(Excludes F/T Salaries, Employee Travel, and Capital)

<u>Fund</u>	<u>Dept</u>	<u>Object</u>	<u>Department Name</u>	<u>Object of Expenditure</u>	<u>FY2016 Budget</u>	<u>FY2015 Orig. Budget</u>
11	10360	5370	INFO SERVICES	SOFTWARE MAINT AGREE	360,792	331,207
11	10360	5371	INFO SERVICES	EQUIP MAINT AGREEMENT	-	5,000
11	10360	5407	INFO SERVICES	CONTRACT SERVICES	75,000	100,000
10360 Total					450,582	436,207
11	10361	5132	INFO TECH	CLASSIFIED-P/T	16,500	11,000
11	10361	5220	INFO TECH	A/V SUPPLIES	3,500	5,000
11	10361	5223	INFO TECH	SOFTWARE & COMPUTER SUPPLY	5,000	15,000
11	10361	5226	INFO TECH	OFFICE SUPPLIES	1,000	1,000
11	10361	5228	INFO TECH	SUBSCRIPTIONS	12,630	12,000
11	10361	5235	INFO TECH	TELEPHONE SUPPLIES	8,000	8,000
11	10361	5239	INFO TECH	REPAIR SUPPLIES	15,000	25,000
11	10361	5240	INFO TECH	GEN SUPPLIES	10,000	16,000
11	10361	5262	INFO TECH	UNIFORMS	-	500
11	10361	5301	INFO TECH	POSTAGE ALLOCATION	50	50
11	10361	5311	INFO TECH	DUES & MEMBERSHIPS	1,300	1,500
11	10361	5349	INFO TECH	OFF CAMPUS BUS EXP	1,000	500
11	10361	5362	INFO TECH	EQUIP REPAIRS	2,500	2,500
11	10361	5370	INFO TECH	SOFTWARE MAINT AGREE	270,680	210,434
11	10361	5371	INFO TECH	EQUIP MAINT AGREEMENT	163,500	140,900
11	10361	5407	INFO TECH	CONTRACT SERVICES	22,800	24,800
11	10361	5442	INFO TECH	INTERNAL PRINTING	150	150
11	10361	5504	INFO TECH	CABLE TV	16,000	16,000
11	10361	5512	INFO TECH	TELEPHONE-LONG DIST	50	40
11	10361	5516	INFO TECH	TELEPHONE LINE CHGS	50,000	-
11	10361	5517	INFO TECH	ISP CHARGES	62,700	76,900
10361 Total					662,360	567,274
11	10370	5133	GEN INSTIT EXP	CLASSIFIED-O/T	115,000	95,000
11	10370	5318	GEN INSTIT EXP	PUBLIC RELATIONS	2,000	2,500
11	10370	5408	GEN INSTIT EXP	OTHER PROF'L FEES	2,000	32,500
11	10370	5450	GEN INSTIT EXP	MISC EXPENSE	11,095	57,386
11	10370	5912	GEN INSTIT EXP	TUIT & FEE ASSISTANCE	60,000	60,000
10370 Total					190,095	247,386
11	10371	5388	STU LIFE DISCRETIONARY	CONTINGENT EXPEND	10,000	10,000
10371 Total					10,000	10,000
11	10372	5388	INSTRUCT DISCRETIONARY	CONTINGENT EXPEND	10,000	10,000
10372 Total					10,000	10,000
11	10373	5388	BUS AFF DISCRETIONARY	CONTINGENT EXPEND	10,000	10,000
10373 Total					10,000	10,000
11	10374	5388	CHIEF STAFF DISCRETIONARY	CONTINGENT EXPEND	-	10,000
10374 Total					-	10,000
11	10375	5388	VP INFO TECH DISCRETIONARY	CONTINGENT EXPEND	10,000	10,000
10375 Total					10,000	10,000
11	10376	5388	PRESIDENT DISCRETIONARY	CONTINGENT EXPEND	10,000	10,000
10376 Total					10,000	10,000
11	10378	5388	INST EFFECT DISCRETIONARY	CONTINGENT EXPEND	10,000	10,000
10378 Total					10,000	10,000
11	10379	5226	SACS	OFFICE SUPPLIES	200	300
11	10379	5301	SACS	POSTAGE ALLOCATION	75	125
11	10379	5442	SACS	INTERNAL PRINTING	100	150
11	10379	5450	SACS	MISC EXPENSE	50	50
10379 Total					425	625
11	10390	5388	CONTINGENCY	CONTINGENT EXPEND	600,000	600,000
11	10390	5392	CONTINGENCY	BUD CARRY FWD	-	-
10390 Total					600,000	600,000

Current Unrestricted Expenditure Budgets by Department
(Excludes F/T Salaries, Employee Travel, and Capital)

<u>Fund</u>	<u>Dept</u>	<u>Object</u>	<u>Department Name</u>	<u>Object of Expenditure</u>	<u>FY2016 Budget</u>	<u>FY2015 Orig. Budget</u>
11	10399	5900	GEN INST BENEFIT	HEALTH INSUR BENEFIT	2,226,000	2,000,000
11	10399	5902	GEN INST BENEFIT	FICA MATCHING	1,120,000	1,110,000
11	10399	5903	GEN INST BENEFIT	MEDICARE MATCHING	304,000	290,000
11	10399	5907	GEN INST BENEFIT	UNEMPLOYMENT BENEFITS	35,000	40,000
11	10399	5908	GEN INST BENEFIT	WORKERS COMP BENEFITS	90,000	95,000
11	10399	5910	GEN INST BENEFIT	COMP ABSENCES PAYMENT	35,000	35,000
11	10399	5920	GEN INST BENEFIT	ORP SUPPLEMENT	35,000	30,000
11	10399	5921	GEN INST BENEFIT	ORP SUPPLEMENT	135,000	130,000
11	10399	5930	GEN INST BENEFIT	TRS/ORP NON-GR ELIGIBLE	105,000	85,000
11	10399	5935	GEN INST BENEFIT	TRS NEW EMPLOYMENT MATCH	90,000	90,000
11	10399	5936	GEN INST BENEFIT	TRS NEW EMPLOYMENT MATCH	450,000	445,000
11	10399	5950	GEN INST BENEFIT	TAX SHELTER ANNUITY	25,000	25,000
10399 Total					4,650,000	4,375,000
11	20104	5226	VP STU SRV & ENR MGT	OFFICE SUPPLIES	200	300
11	20104	5240	VP STU SRV & ENR MGT	GEN SUPPLIES	200	300
11	20104	5301	VP STU SRV & ENR MGT	POSTAGE ALLOCATION	25	25
11	20104	5304	VP STU SRV & ENR MGT	LAUNDRY EXP	100	-
11	20104	5308	VP STU SRV & ENR MGT	CATERING CHARGES	500	200
11	20104	5318	VP STU SRV & ENR MGT	PUBLIC RELATIONS	200	400
11	20104	5411	VP STU SRV & ENR MGT	EXTERNAL PRINTING	100	200
11	20104	5442	VP STU SRV & ENR MGT	INTERNAL PRINTING	100	100
11	20104	5512	VP STU SRV & ENR MGT	TELEPHONE-LONG DIST	25	25
20104 Total					1,450	1,550
11	22100	5151	RECORDS OFFICE	NON-WORK STUDY	6,000	6,000
11	22100	5223	RECORDS OFFICE	SOFTWARE & COMPUTER SUPPLY	-	2,875
11	22100	5226	RECORDS OFFICE	OFFICE SUPPLIES	4,700	4,700
11	22100	5240	RECORDS OFFICE	GEN SUPPLIES	1,800	1,800
11	22100	5301	RECORDS OFFICE	POSTAGE ALLOCATION	4,000	3,900
11	22100	5311	RECORDS OFFICE	DUES & MEMBERSHIPS	200	200
11	22100	5354	RECORDS OFFICE	SOFTWARE RENTAL	6,383	3,350
11	22100	5383	RECORDS OFFICE	OPERATING LEASE	2,227	2,227
11	22100	5407	RECORDS OFFICE	CONTRACT SERVICES	200	500
11	22100	5411	RECORDS OFFICE	EXTERNAL PRINTING	2,500	2,500
11	22100	5442	RECORDS OFFICE	INTERNAL PRINTING	250	250
11	22100	5512	RECORDS OFFICE	TELEPHONE-LONG DIST	200	200
22100 Total					28,460	28,502
11	22200	5308	ACHIEVING THE DREAM	CATERING CHARGES	1,000	1,025
11	22200	5311	ACHIEVING THE DREAM	DUES & MEMBERSHIPS	10,000	10,000
11	22200	5316	ACHIEVING THE DREAM	REGISTRATION EXP	-	-
22200 Total					11,000	11,025
11	22300	5151	RECRUITMENT	NON-WORK STUDY	8,000	8,000
11	22300	5226	RECRUITMENT	OFFICE SUPPLIES	1,000	1,000
11	22300	5240	RECRUITMENT	GEN SUPPLIES	1,000	1,000
11	22300	5301	RECRUITMENT	POSTAGE ALLOCATION	1,000	500
11	22300	5308	RECRUITMENT	CATERING CHARGES	2,500	2,500
11	22300	5318	RECRUITMENT	PUBLIC RELATIONS	20,000	20,000
11	22300	5342	RECRUITMENT	SPECIAL EVENTS	-	-
11	22300	5348	RECRUITMENT	PERM BASIN FAIR EXPENSE	4,000	4,000
11	22300	5349	RECRUITMENT	OFF CAMPUS BUS EXP	3,000	3,000
11	22300	5370	RECRUITMENT	SOFTWARE MAINT AGREE	49,292	49,292
11	22300	5383	RECRUITMENT	OPERATING LEASE	944	944
11	22300	5411	RECRUITMENT	EXTERNAL PRINTING	500	500
11	22300	5442	RECRUITMENT	INTERNAL PRINTING	1,000	500
11	22300	5512	RECRUITMENT	TELEPHONE-LONG DIST	50	25

Current Unrestricted Expenditure Budgets by Department
(Excludes F/T Salaries, Employee Travel, and Capital)

<u>Fund</u>	<u>Dept</u>	<u>Object</u>	<u>Department Name</u>	<u>Object of Expenditure</u>	<u>FY2016 Budget</u>	<u>FY2015 Orig. Budget</u>
22300 Total					92,286	91,261
11	22302	5132	ENROLLMENT SERVICES	CLASSIFIED-P/T	10,000	-
11	22302	5151	ENROLLMENT SERVICES	NON-WORK STUDY	-	3,000
11	22302	5223	ENROLLMENT SERVICES	SOFTWARE & COMPUTER SUPPLY	1,500	4,000
11	22302	5226	ENROLLMENT SERVICES	OFFICE SUPPLIES	2,400	2,500
11	22302	5240	ENROLLMENT SERVICES	GEN SUPPLIES	2,250	3,000
11	22302	5301	ENROLLMENT SERVICES	POSTAGE ALLOCATION	2,050	2,000
11	22302	5308	ENROLLMENT SERVICES	CATERING CHARGES	1,500	1,500
11	22302	5311	ENROLLMENT SERVICES	DUES & MEMBERSHIPS	3,000	3,000
11	22302	5349	ENROLLMENT SERVICES	OFF CAMPUS BUS EXP	200	800
11	22302	5370	ENROLLMENT SERVICES	SOFTWARE MAINT AGREE	3,000	-
11	22302	5383	ENROLLMENT SERVICES	OPERATING LEASE	2,280	2,280
11	22302	5411	ENROLLMENT SERVICES	EXTERNAL PRINTING	500	500
11	22302	5442	ENROLLMENT SERVICES	INTERNAL PRINTING	1,100	1,000
11	22302	5512	ENROLLMENT SERVICES	TELEPHONE-LONG DIST	200	50
11	22302	5514	ENROLLMENT SERVICES	CELLULAR ACCESS	-	1,000
22302 Total					29,980	24,630
11	22308	5240	SOCIAL MEDIA	GEN SUPPLIES	-	50
11	22308	5407	SOCIAL MEDIA	CONTRACT SERVICES	-	15,000
22308 Total					-	15,050
11	22340	5151	STUDENT COMPLETION	NON-WORK STUDY	3,000	2,500
11	22340	5223	STUDENT COMPLETION	SOFTWARE & COMPUTER SUPPLY	1,500	2,000
11	22340	5226	STUDENT COMPLETION	OFFICE SUPPLIES	3,000	3,000
11	22340	5233	STUDENT COMPLETION	EXCESS COPIER USAGE	300	300
11	22340	5240	STUDENT COMPLETION	GEN SUPPLIES	2,000	4,000
11	22340	5301	STUDENT COMPLETION	POSTAGE ALLOCATION	300	1,100
11	22340	5308	STUDENT COMPLETION	CATERING CHARGES	200	200
11	22340	5318	STUDENT COMPLETION	PUBLIC RELATIONS	1,000	1,500
11	22340	5349	STUDENT COMPLETION	OFF CAMPUS BUS EXP	500	500
11	22340	5383	STUDENT COMPLETION	OPERATING LEASE	2,842	2,842
11	22340	5411	STUDENT COMPLETION	EXTERNAL PRINTING	300	300
11	22340	5442	STUDENT COMPLETION	INTERNAL PRINTING	500	1,925
11	22340	5460	STUDENT COMPLETION	OC EXPERIENCE EXPENSES	2,000	1,263
11	22340	5512	STUDENT COMPLETION	TELEPHONE-LONG DIST	50	100
22340 Total					17,492	21,530
11	22342	5225	SPECIAL POPULATION	INSTRUCT SUPPLY	200	300
11	22342	5226	SPECIAL POPULATION	OFFICE SUPPLIES	200	50
11	22342	5240	SPECIAL POPULATION	GEN SUPPLIES	200	300
11	22342	5301	SPECIAL POPULATION	POSTAGE ALLOCATION	25	25
11	22342	5308	SPECIAL POPULATION	CATERING CHARGES	400	300
11	22342	5311	SPECIAL POPULATION	DUES & MEMBERSHIPS	1,000	1,000
11	22342	5349	SPECIAL POPULATION	OFF CAMPUS BUS EXP	-	400
11	22342	5407	SPECIAL POPULATION	CONTRACT SERVICES	40,000	21,000
11	22342	5442	SPECIAL POPULATION	INTERNAL PRINTING	200	200
11	22342	5512	SPECIAL POPULATION	TELEPHONE-LONG DIST	25	25
22342 Total					42,250	23,600
11	22343	5223	CAREER/TSF	SOFTWARE & COMPUTER SUPPLY	6,500	3,000
11	22343	5226	CAREER/TSF	OFFICE SUPPLIES	50	75
11	22343	5240	CAREER/TSF	GEN SUPPLIES	150	200
11	22343	5242	CAREER/TSF	CAREER FAIR EXPENSES	5,000	5,000
11	22343	5301	CAREER/TSF	POSTAGE ALLOCATION	50	75
11	22343	5349	CAREER/TSF	OFF CAMPUS BUS EXP	300	300
11	22343	5442	CAREER/TSF	INTERNAL PRINTING	-	100
11	22343	5512	CAREER/TSF	TELEPHONE-LONG DIST	40	40

Current Unrestricted Expenditure Budgets by Department

(Excludes F/T Salaries, Employee Travel, and Capital)

<u>Fund</u>	<u>Dept</u>	<u>Object</u>	<u>Department Name</u>	<u>Object of Expenditure</u>	<u>FY2016</u>	<u>FY2015</u>
					<u>Budget</u>	<u>Orig. Budget</u>
22343 Total					12,090	8,790
11	22346	5226	VETERAN AFFAIRS	OFFICE SUPPLIES	155	150
11	22346	5240	VETERAN AFFAIRS	GEN SUPPLIES	190	200
11	22346	5301	VETERAN AFFAIRS	POSTAGE ALLOCATION	15	30
11	22346	5349	VETERAN AFFAIRS	OFF CAMPUS BUS EXP	-	90
11	22346	5442	VETERAN AFFAIRS	INTERNAL PRINTING	90	100
11	22346	5512	VETERAN AFFAIRS	TELEPHONE-LONG DIST	20	25
22346 Total					470	595
11	22350	5132	TESTING	CLASSIFIED-P/T	15,000	10,000
11	22350	5226	TESTING	OFFICE SUPPLIES	1,200	1,500
11	22350	5240	TESTING	GEN SUPPLIES	18,000	23,000
11	22350	5301	TESTING	POSTAGE ALLOCATION	250	350
11	22350	5349	TESTING	OFF CAMPUS BUS EXP	150	150
11	22350	5383	TESTING	OPERATING LEASE	2,161	2,161
11	22350	5436	TESTING	CUSTODIAL-SPECIAL CLEANING	-	400
11	22350	5442	TESTING	INTERNAL PRINTING	250	350
11	22350	5512	TESTING	TELEPHONE-LONG DIST	150	50
22350 Total					37,161	37,961
11	22400	5151	FINANCIAL AID	NON-WORK STUDY	2,400	2,400
11	22400	5223	FINANCIAL AID	SOFTWARE & COMPUTER SUPPLY	1,543	-
11	22400	5226	FINANCIAL AID	OFFICE SUPPLIES	1,000	1,200
11	22400	5301	FINANCIAL AID	POSTAGE ALLOCATION	3,200	3,200
11	22400	5311	FINANCIAL AID	DUES & MEMBERSHIPS	1,750	1,750
11	22400	5383	FINANCIAL AID	OPERATING LEASE	2,073	2,073
11	22400	5411	FINANCIAL AID	EXTERNAL PRINTING	100	100
11	22400	5442	FINANCIAL AID	INTERNAL PRINTING	400	500
11	22400	5512	FINANCIAL AID	TELEPHONE-LONG DIST	30	50
22400 Total					12,496	11,273
11	22450	5132	STUDENT ACCOUNTS	CLASSIFIED-P/T	7,000	7,000
11	22450	5226	STUDENT ACCOUNTS	OFFICE SUPPLIES	2,000	2,000
11	22450	5240	STUDENT ACCOUNTS	GEN SUPPLIES	3,400	3,000
11	22450	5301	STUDENT ACCOUNTS	POSTAGE ALLOCATION	-	1,000
11	22450	5370	STUDENT ACCOUNTS	SOFTWARE MAINT AGREE	37,000	-
11	22450	5411	STUDENT ACCOUNTS	EXTERNAL PRINTING	200	250
11	22450	5428	STUDENT ACCOUNTS	HERRING BNK CARD FEES	12,000	13,000
11	22450	5429	STUDENT ACCOUNTS	BANK FINANCE CHARGES	200	500
11	22450	5430	STUDENT ACCOUNTS	CHECK COLLECTION EXPENSE	2,000	5,000
11	22450	5431	STUDENT ACCOUNTS	AMERICAN EXPRESS FEE	-	100
11	22450	5432	STUDENT ACCOUNTS	VISA/MASTER CARD FEE	-	2,500
11	22450	5434	STUDENT ACCOUNTS	OFFICIAL PMTS SERV CHRG	75,000	70,000
11	22450	5442	STUDENT ACCOUNTS	INTERNAL PRINTING	100	100
11	22450	5512	STUDENT ACCOUNTS	TELEPHONE-LONG DIST	50	50
22450 Total					138,950	104,500
11	22500	5226	HOUSING/JUD AFFAIRS	OFFICE SUPPLIES	1,500	1,300
11	22500	5233	HOUSING/JUD AFFAIRS	EXCESS COPIER USAGE	100	100
11	22500	5240	HOUSING/JUD AFFAIRS	GEN SUPPLIES	5,500	2,500
11	22500	5301	HOUSING/JUD AFFAIRS	POSTAGE ALLOCATION	100	100
11	22500	5308	HOUSING/JUD AFFAIRS	CATERING CHARGES	400	500
11	22500	5331	HOUSING/JUD AFFAIRS	STUDENT TRAVEL	2,000	1,750
11	22500	5349	HOUSING/JUD AFFAIRS	OFF CAMPUS BUS EXP	-	-
11	22500	5383	HOUSING/JUD AFFAIRS	OPERATING LEASE	1,885	1,885
11	22500	5411	HOUSING/JUD AFFAIRS	EXTERNAL PRINTING	100	100
11	22500	5442	HOUSING/JUD AFFAIRS	INTERNAL PRINTING	250	300
11	22500	5512	HOUSING/JUD AFFAIRS	TELEPHONE-LONG DIST	25	25

Current Unrestricted Expenditure Budgets by Department
(Excludes F/T Salaries, Employee Travel, and Capital)

<u>Fund</u>	<u>Dept</u>	<u>Object</u>	<u>Department Name</u>	<u>Object of Expenditure</u>	<u>FY2016 Budget</u>	<u>FY2015 Orig. Budget</u>
11	22500	5514	HOUSING/JUD AFFAIRS	CELLULAR ACCESS	800	600
22500 Total					12,660	9,160
11	22601	5151	STUDENT LIFE	NON-WORK STUDY	15,000	15,000
11	22601	5240	STUDENT LIFE	GEN SUPPLIES	8,500	9,000
11	22601	5308	STUDENT LIFE	CATERING CHARGES	3,000	3,000
11	22601	5342	STUDENT LIFE	SPECIAL EVENTS	6,500	6,000
22601 Total					33,000	33,000
11	22607	5240	PHI THETA KAPPA	GEN SUPPLIES	1,500	1,500
11	22607	5308	PHI THETA KAPPA	CATERING CHARGES	400	1,500
11	22607	5331	PHI THETA KAPPA	STUDENT TRAVEL	13,490	12,000
11	22607	5442	PHI THETA KAPPA	INTERNAL PRINTING	400	800
11	22607	5512	PHI THETA KAPPA	TELEPHONE-LONG DIST	10	-
22607 Total					15,800	15,800
11	22614	5314	STUDENT RECOGNITION	STUDENT RECOGNITION CERT	5,000	5,000
22614 Total					5,000	5,000
11	30300	5132	BIOLOGY	CLASSIFIED-P/T	-	5,000
11	30300	5151	BIOLOGY	NON-WORK STUDY	-	15,000
11	30300	5225	BIOLOGY	INSTRUCT SUPPLY	9,500	10,000
11	30300	5226	BIOLOGY	OFFICE SUPPLIES	2,000	1,300
11	30300	5240	BIOLOGY	GEN SUPPLIES	300	300
11	30300	5301	BIOLOGY	POSTAGE ALLOCATION	25	25
11	30300	5311	BIOLOGY	DUES & MEMBERSHIPS	400	400
11	30300	5331	BIOLOGY	STUDENT TRAVEL	3,500	3,500
11	30300	5362	BIOLOGY	EQUIP REPAIRS	3,200	3,200
11	30300	5383	BIOLOGY	OPERATING LEASE	1,072	1,056
11	30300	5415	BIOLOGY	CONTRACTED INSTRUCTION	6,000	6,000
11	30300	5442	BIOLOGY	INTERNAL PRINTING	1,500	1,750
11	30300	5512	BIOLOGY	TELEPHONE-LONG DIST	20	20
30300 Total					27,517	47,551
11	30400	5225	BUSINESS ADMINISTRATION	INSTRUCT SUPPLY	400	400
11	30400	5226	BUSINESS ADMINISTRATION	OFFICE SUPPLIES	300	300
11	30400	5240	BUSINESS ADMINISTRATION	GEN SUPPLIES	200	200
11	30400	5301	BUSINESS ADMINISTRATION	POSTAGE ALLOCATION	10	10
11	30400	5415	BUSINESS ADMINISTRATION	CONTRACTED INSTRUCTION	300	300
11	30400	5442	BUSINESS ADMINISTRATION	INTERNAL PRINTING	250	250
30400 Total					1,460	1,460
11	30501	5225	COMMUNICATION	INSTRUCT SUPPLY	675	675
11	30501	5226	COMMUNICATION	OFFICE SUPPLIES	300	300
11	30501	5240	COMMUNICATION	GEN SUPPLIES	200	200
11	30501	5301	COMMUNICATION	POSTAGE ALLOCATION	30	30
11	30501	5349	COMMUNICATION	OFF CAMPUS BUS EXP	1,950	1,950
11	30501	5415	COMMUNICATION	CONTRACTED INSTRUCTION	2,000	2,000
11	30501	5442	COMMUNICATION	INTERNAL PRINTING	405	405
11	30501	5512	COMMUNICATION	TELEPHONE-LONG DIST	25	25
30501 Total					5,585	5,585
11	30600	5415	ACAD COMP SCI ALLOC	CONTRACTED INSTRUCTION	1,242	1,242
30600 Total					1,242	1,242
11	30700	5225	KINESIOLOGY	INSTRUCT SUPPLY	4,000	5,000
11	30700	5226	KINESIOLOGY	OFFICE SUPPLIES	500	500
11	30700	5240	KINESIOLOGY	GEN SUPPLIES	4,500	3,500
11	30700	5311	KINESIOLOGY	DUES & MEMBERSHIPS	360	360
11	30700	5442	KINESIOLOGY	INTERNAL PRINTING	100	100
30700 Total					9,460	9,460
11	30900	5151	ART	NON-WORK STUDY	5,000	6,000

Current Unrestricted Expenditure Budgets by Department
(Excludes F/T Salaries, Employee Travel, and Capital)

<u>Fund</u>	<u>Dept</u>	<u>Object</u>	<u>Department Name</u>	<u>Object of Expenditure</u>	<u>FY2016 Budget</u>	<u>FY2015 Orig. Budget</u>
11	30900	5225	ART	INSTRUCT SUPPLY	5,000	6,000
11	30900	5226	ART	OFFICE SUPPLIES	300	300
11	30900	5301	ART	POSTAGE ALLOCATION	459	100
11	30900	5407	ART	CONTRACT SERVICES	2,000	-
11	30900	5415	ART	CONTRACTED INSTRUCTION	540	540
11	30900	5442	ART	INTERNAL PRINTING	500	500
11	30900	5512	ART	TELEPHONE-LONG DIST	50	50
30900 Total					13,849	13,490
11	30901	5132	THEATER	CLASSIFIED-P/T	-	-
11	30901	5225	THEATER	INSTRUCT SUPPLY	200	1,225
11	30901	5226	THEATER	OFFICE SUPPLIES	-	50
11	30901	5240	THEATER	GEN SUPPLIES	7,500	-
11	30901	5301	THEATER	POSTAGE ALLOCATION	-	50
11	30901	5311	THEATER	DUES & MEMBERSHIPS	3,100	-
11	30901	5349	THEATER	OFF CAMPUS BUS EXP	-	150
11	30901	5363	THEATER	BLDG REPAIRS/REMODEL	75,000	-
11	30901	5407	THEATER	CONTRACT SERVICES	6,000	-
11	30901	5442	THEATER	INTERNAL PRINTING	200	150
11	30901	5512	THEATER	TELEPHONE-LONG DIST	-	30
30901 Total					92,000	1,655
11	30902	5132	MUSIC	CLASSIFIED-P/T	6,420	6,240
11	30902	5223	MUSIC	SOFTWARE & COMPUTER SUPPLY	100	100
11	30902	5225	MUSIC	INSTRUCT SUPPLY	100	100
11	30902	5226	MUSIC	OFFICE SUPPLIES	300	300
11	30902	5233	MUSIC	EXCESS COPIER USAGE	400	400
11	30902	5240	MUSIC	GEN SUPPLIES	200	200
11	30902	5301	MUSIC	POSTAGE ALLOCATION	10	5
11	30902	5311	MUSIC	DUES & MEMBERSHIPS	1,500	3,795
11	30902	5362	MUSIC	EQUIP REPAIRS	8,200	5,000
11	30902	5383	MUSIC	OPERATING LEASE	1,885	1,885
11	30902	5410	MUSIC	ACCREDITATION EXPENSES	3,665	-
11	30902	5415	MUSIC	CONTRACTED INSTRUCTION	400	400
11	30902	5442	MUSIC	INTERNAL PRINTING	-	10
11	30902	5512	MUSIC	TELEPHONE-LONG DIST	-	5
30902 Total					23,180	18,440
11	30903	5225	INSTRUMENTAL MUSIC	INSTRUCT SUPPLY	3,500	2,500
11	30903	5240	INSTRUMENTAL MUSIC	GEN SUPPLIES	500	500
11	30903	5301	INSTRUMENTAL MUSIC	POSTAGE ALLOCATION	10	10
11	30903	5308	INSTRUMENTAL MUSIC	CATERING CHARGES	500	-
11	30903	5331	INSTRUMENTAL MUSIC	STUDENT TRAVEL	5,000	1,000
11	30903	5349	INSTRUMENTAL MUSIC	OFF CAMPUS BUS EXP	-	100
11	30903	5362	INSTRUMENTAL MUSIC	EQUIP REPAIRS	1,000	650
11	30903	5407	INSTRUMENTAL MUSIC	CONTRACT SERVICES	8,000	6,500
11	30903	5442	INSTRUMENTAL MUSIC	INTERNAL PRINTING	300	200
11	30903	5512	INSTRUMENTAL MUSIC	TELEPHONE-LONG DIST	3	3
30903 Total					18,813	11,463
11	30904	5225	VOCAL MUSIC	INSTRUCT SUPPLY	1,200	1,200
11	30904	5226	VOCAL MUSIC	OFFICE SUPPLIES	151	151
11	30904	5262	VOCAL MUSIC	UNIFORMS	648	648
11	30904	5301	VOCAL MUSIC	POSTAGE ALLOCATION	40	40
11	30904	5331	VOCAL MUSIC	STUDENT TRAVEL	3,000	5,000
11	30904	5349	VOCAL MUSIC	OFF CAMPUS BUS EXP	100	100
11	30904	5362	VOCAL MUSIC	EQUIP REPAIRS	128	128
11	30904	5407	VOCAL MUSIC	CONTRACT SERVICES	4,879	4,879

Current Unrestricted Expenditure Budgets by Department
(Excludes F/T Salaries, Employee Travel, and Capital)

<u>Fund</u>	<u>Dept</u>	<u>Object</u>	<u>Department Name</u>	<u>Object of Expenditure</u>	<u>FY2016 Budget</u>	<u>FY2015 Orig. Budget</u>
11	30904	5442	VOCAL MUSIC	INTERNAL PRINTING	250	250
11	30904	5512	VOCAL MUSIC	TELEPHONE-LONG DIST	20	20
30904 Total					10,416	12,416
11	31000	5225	FOREIGN LANGUAGE	INSTRUCT SUPPLY	875	875
11	31000	5226	FOREIGN LANGUAGE	OFFICE SUPPLIES	250	250
11	31000	5415	FOREIGN LANGUAGE	CONTRACTED INSTRUCTION	2,762	2,762
11	31000	5442	FOREIGN LANGUAGE	INTERNAL PRINTING	300	300
31000 Total					4,187	4,187
11	31200	5225	ESOL	INSTRUCT SUPPLY	200	200
11	31200	5226	ESOL	OFFICE SUPPLIES	250	250
11	31200	5240	ESOL	GEN SUPPLIES	400	400
11	31200	5442	ESOL	INTERNAL PRINTING	300	300
31200 Total					1,150	1,150
11	31300	5225	ENGLISH	INSTRUCT SUPPLY	1,100	1,100
11	31300	5226	ENGLISH	OFFICE SUPPLIES	200	200
11	31300	5233	ENGLISH	EXCESS COPIER USAGE	1,500	1,500
11	31300	5240	ENGLISH	GEN SUPPLIES	2,500	2,500
11	31300	5383	ENGLISH	OPERATING LEASE	2,591	2,591
11	31300	5415	ENGLISH	CONTRACTED INSTRUCTION	24,500	20,158
11	31300	5442	ENGLISH	INTERNAL PRINTING	600	600
11	31300	5448	ENGLISH	DEPT COPIER CHARGE BACK	(800)	(800)
11	31300	5512	ENGLISH	TELEPHONE-LONG DIST	15	15
31300 Total					32,206	27,864
11	31301	5151	INRW	NON-WORK STUDY	3,420	3,420
11	31301	5225	INRW	INSTRUCT SUPPLY	1,500	1,500
11	31301	5226	INRW	OFFICE SUPPLIES	600	600
11	31301	5233	INRW	EXCESS COPIER USAGE	550	550
11	31301	5240	INRW	GEN SUPPLIES	975	975
11	31301	5301	INRW	POSTAGE ALLOCATION	40	40
11	31301	5349	INRW	OFF CAMPUS BUS EXP	300	300
11	31301	5383	INRW	OPERATING LEASE	993	993
11	31301	5442	INRW	INTERNAL PRINTING	500	500
11	31301	5512	INRW	TELEPHONE-LONG DIST	5	5
31301 Total					8,883	8,883
11	31302	5151	EDUCATION	NON-WORK STUDY	3,420	3,420
11	31302	5225	EDUCATION	INSTRUCT SUPPLY	300	500
11	31302	5226	EDUCATION	OFFICE SUPPLIES	500	500
11	31302	5301	EDUCATION	POSTAGE ALLOCATION	100	100
11	31302	5308	EDUCATION	CATERING CHARGES	300	100
11	31302	5318	EDUCATION	PUBLIC RELATIONS	500	-
11	31302	5349	EDUCATION	OFF CAMPUS BUS EXP	300	300
11	31302	5411	EDUCATION	EXTERNAL PRINTING	400	400
11	31302	5442	EDUCATION	INTERNAL PRINTING	100	100
31302 Total					5,920	5,420
11	31500	5225	MATH & ENGINEERING	INSTRUCT SUPPLY	1,100	1,100
11	31500	5226	MATH & ENGINEERING	OFFICE SUPPLIES	1,500	1,500
11	31500	5301	MATH & ENGINEERING	POSTAGE ALLOCATION	50	50
11	31500	5311	MATH & ENGINEERING	DUES & MEMBERSHIPS	455	455
11	31500	5370	MATH & ENGINEERING	SOFTWARE MAINT AGREE	3,226	3,226
11	31500	5383	MATH & ENGINEERING	OPERATING LEASE	1,861	1,861
11	31500	5415	MATH & ENGINEERING	CONTRACTED INSTRUCTION	6,900	9,936
11	31500	5442	MATH & ENGINEERING	INTERNAL PRINTING	1,200	160
11	31500	5512	MATH & ENGINEERING	TELEPHONE-LONG DIST	60	60
31500 Total					16,352	18,348

Current Unrestricted Expenditure Budgets by Department
(Excludes F/T Salaries, Employee Travel, and Capital)

<u>Fund</u>	<u>Dept</u>	<u>Object</u>	<u>Department Name</u>	<u>Object of Expenditure</u>	<u>FY2016 Budget</u>	<u>FY2015 Orig. Budget</u>
11	31501	5225	DEVEL MATH	INSTRUCT SUPPLY	600	600
11	31501	5226	DEVEL MATH	OFFICE SUPPLIES	300	300
31501 Total					900	900
11	31502	5151	GEMS-QEP	NON-WORK STUDY	4,400	4,400
11	31502	5223	GEMS-QEP	SOFTWARE & COMPUTER SUPPLY	1,575	1,575
11	31502	5225	GEMS-QEP	INSTRUCT SUPPLY	200	750
11	31502	5426	GEMS-QEP	ADVERTISING/MARKETING	-	750
11	31502	5442	GEMS-QEP	INTERNAL PRINTING	-	750
31502 Total					6,175	8,225
11	31600	5132	CHEMISTRY	CLASSIFIED-P/T	4,000	5,000
11	31600	5225	CHEMISTRY	INSTRUCT SUPPLY	8,000	7,000
11	31600	5226	CHEMISTRY	OFFICE SUPPLIES	500	500
11	31600	5227	CHEMISTRY	COPIER SUPPLIES	300	300
11	31600	5301	CHEMISTRY	POSTAGE ALLOCATION	10	10
11	31600	5362	CHEMISTRY	EQUIP REPAIRS	1,000	900
11	31600	5371	CHEMISTRY	EQUIP MAINT AGREEMENT	9,400	9,500
11	31600	5383	CHEMISTRY	OPERATING LEASE	1,885	1,885
11	31600	5512	CHEMISTRY	TELEPHONE-LONG DIST	10	10
31600 Total					25,105	25,105
11	31601	5151	GEOLOGY	NON-WORK STUDY	500	500
11	31601	5225	GEOLOGY	INSTRUCT SUPPLY	5,200	5,200
11	31601	5226	GEOLOGY	OFFICE SUPPLIES	75	75
11	31601	5301	GEOLOGY	POSTAGE ALLOCATION	15	15
11	31601	5331	GEOLOGY	STUDENT TRAVEL	1,500	1,500
11	31601	5415	GEOLOGY	CONTRACTED INSTRUCTION	400	400
11	31601	5442	GEOLOGY	INTERNAL PRINTING	1,000	1,000
11	31601	5512	GEOLOGY	TELEPHONE-LONG DIST	20	20
31601 Total					8,710	8,710
11	31602	5132	PHYSICS	CLASSIFIED-P/T	2,000	2,000
11	31602	5225	PHYSICS	INSTRUCT SUPPLY	2,800	2,800
11	31602	5226	PHYSICS	OFFICE SUPPLIES	500	500
11	31602	5301	PHYSICS	POSTAGE ALLOCATION	20	20
11	31602	5349	PHYSICS	OFF CAMPUS BUS EXP	500	500
11	31602	5415	PHYSICS	CONTRACTED INSTRUCTION	200	200
11	31602	5442	PHYSICS	INTERNAL PRINTING	350	350
11	31602	5512	PHYSICS	TELEPHONE-LONG DIST	20	20
31602 Total					6,390	6,390
11	31700	5225	PSYCH/SOC	INSTRUCT SUPPLY	2,175	2,100
11	31700	5226	PSYCH/SOC	OFFICE SUPPLIES	600	600
11	31700	5240	PSYCH/SOC	GEN SUPPLIES	1,273	1,273
11	31700	5301	PSYCH/SOC	POSTAGE ALLOCATION	70	50
11	31700	5349	PSYCH/SOC	OFF CAMPUS BUS EXP	200	240
11	31700	5415	PSYCH/SOC	CONTRACTED INSTRUCTION	160	160
11	31700	5442	PSYCH/SOC	INTERNAL PRINTING	385	300
11	31700	5512	PSYCH/SOC	TELEPHONE-LONG DIST	50	30
31700 Total					4,913	4,753
11	31900	5225	SOCIAL SCIENCE	INSTRUCT SUPPLY	1,750	1,750
11	31900	5226	SOCIAL SCIENCE	OFFICE SUPPLIES	325	325
11	31900	5233	SOCIAL SCIENCE	EXCESS COPIER USAGE	65	65
11	31900	5301	SOCIAL SCIENCE	POSTAGE ALLOCATION	12	12
11	31900	5349	SOCIAL SCIENCE	OFF CAMPUS BUS EXP	149	149
11	31900	5383	SOCIAL SCIENCE	OPERATING LEASE	2,053	2,053
11	31900	5415	SOCIAL SCIENCE	CONTRACTED INSTRUCTION	14,750	9,760
11	31900	5442	SOCIAL SCIENCE	INTERNAL PRINTING	1,400	1,400

Current Unrestricted Expenditure Budgets by Department
(Excludes F/T Salaries, Employee Travel, and Capital)

<u>Fund</u>	<u>Dept</u>	<u>Object</u>	<u>Department Name</u>	<u>Object of Expenditure</u>	<u>FY2016 Budget</u>	<u>FY2015 Orig. Budget</u>
11	31900	5512	SOCIAL SCIENCE	TELEPHONE-LONG DIST	12	12
31900 Total					20,516	15,526
11	33100	5225	AGRICULTURE	INSTRUCT SUPPLY	523	523
11	33100	5226	AGRICULTURE	OFFICE SUPPLIES	100	100
11	33100	5311	AGRICULTURE	DUES & MEMBERSHIPS	300	300
11	33100	5331	AGRICULTURE	STUDENT TRAVEL	2,000	400
11	33100	5415	AGRICULTURE	CONTRACTED INSTRUCTION	594	594
11	33100	5442	AGRICULTURE	INTERNAL PRINTING	200	200
33100 Total					3,717	2,117
11	33200	5225	CHILD DEVELOPMENT	INSTRUCT SUPPLY	200	200
11	33200	5226	CHILD DEVELOPMENT	OFFICE SUPPLIES	200	150
11	33200	5227	CHILD DEVELOPMENT	COPIER SUPPLIES	200	200
11	33200	5240	CHILD DEVELOPMENT	GEN SUPPLIES	200	119
11	33200	5301	CHILD DEVELOPMENT	POSTAGE ALLOCATION	150	175
11	33200	5349	CHILD DEVELOPMENT	OFF CAMPUS BUS EXP	95	200
11	33200	5415	CHILD DEVELOPMENT	CONTRACTED INSTRUCTION	1,350	1,350
11	33200	5442	CHILD DEVELOPMENT	INTERNAL PRINTING	175	176
11	33200	5512	CHILD DEVELOPMENT	TELEPHONE-LONG DIST	60	60
33200 Total					2,630	2,630
11	33210	5132	CULINARY ARTS	CLASSIFIED-P/T	25,000	-
11	33210	5225	CULINARY ARTS	INSTRUCT SUPPLY	60,000	50,000
11	33210	5226	CULINARY ARTS	OFFICE SUPPLIES	500	500
11	33210	5240	CULINARY ARTS	GEN SUPPLIES	15,000	20,000
11	33210	5311	CULINARY ARTS	DUES & MEMBERSHIPS	900	600
11	33210	5318	CULINARY ARTS	PUBLIC RELATIONS	200	600
11	33210	5371	CULINARY ARTS	EQUIP MAINT AGREEMENT	5,505	-
11	33210	5417	CULINARY ARTS	INSPECTIONS, LICENSE, REG	500	2,000
11	33210	5442	CULINARY ARTS	INTERNAL PRINTING	100	300
33210 Total					107,705	74,000
11	33320	5223	BUSINESS LEADERSHIP	SOFTWARE & COMPUTER SUPPLY	-	500
11	33320	5225	BUSINESS LEADERSHIP	INSTRUCT SUPPLY	1,000	1,200
11	33320	5226	BUSINESS LEADERSHIP	OFFICE SUPPLIES	800	1,000
11	33320	5301	BUSINESS LEADERSHIP	POSTAGE ALLOCATION	20	20
11	33320	5442	BUSINESS LEADERSHIP	INTERNAL PRINTING	120	120
11	33320	5512	BUSINESS LEADERSHIP	TELEPHONE-LONG DIST	10	10
33320 Total					1,950	2,850
11	33410	5151	OFFICE SYS TECH	NON-WORK STUDY	4,550	4,550
11	33410	5223	OFFICE SYS TECH	SOFTWARE & COMPUTER SUPPLY	-	1,200
11	33410	5225	OFFICE SYS TECH	INSTRUCT SUPPLY	1,713	1,713
11	33410	5226	OFFICE SYS TECH	OFFICE SUPPLIES	600	775
11	33410	5301	OFFICE SYS TECH	POSTAGE ALLOCATION	40	40
11	33410	5362	OFFICE SYS TECH	EQUIP REPAIRS	100	100
11	33410	5415	OFFICE SYS TECH	CONTRACTED INSTRUCTION	250	250
11	33410	5442	OFFICE SYS TECH	INTERNAL PRINTING	100	150
11	33410	5512	OFFICE SYS TECH	TELEPHONE-LONG DIST	30	30
33410 Total					7,383	8,808
11	33415	5225	PARALEGAL PROGRAM	INSTRUCT SUPPLY	900	900
11	33415	5226	PARALEGAL PROGRAM	OFFICE SUPPLIES	150	150
11	33415	5301	PARALEGAL PROGRAM	POSTAGE ALLOCATION	20	20
11	33415	5442	PARALEGAL PROGRAM	INTERNAL PRINTING	100	100
11	33415	5512	PARALEGAL PROGRAM	TELEPHONE-LONG DIST	10	10
33415 Total					1,180	1,180
11	33420	5151	COMP INFO SCIENCE	NON-WORK STUDY	7,000	17,600
11	33420	5223	COMP INFO SCIENCE	SOFTWARE & COMPUTER SUPPLY	13,000	12,374

Current Unrestricted Expenditure Budgets by Department
(Excludes F/T Salaries, Employee Travel, and Capital)

<u>Fund</u>	<u>Dept</u>	<u>Object</u>	<u>Department Name</u>	<u>Object of Expenditure</u>	<u>FY2016 Budget</u>	<u>FY2015 Orig. Budget</u>
11	33420	5225	COMP INFO SCIENCE	INSTRUCT SUPPLY	1,500	2,800
11	33420	5226	COMP INFO SCIENCE	OFFICE SUPPLIES	450	450
11	33420	5301	COMP INFO SCIENCE	POSTAGE ALLOCATION	30	40
11	33420	5308	COMP INFO SCIENCE	CATERING CHARGES	300	-
11	33420	5415	COMP INFO SCIENCE	CONTRACTED INSTRUCTION	2,886	2,886
11	33420	5442	COMP INFO SCIENCE	INTERNAL PRINTING	60	400
11	33420	5512	COMP INFO SCIENCE	TELEPHONE-LONG DIST	40	40
33420 Total					25,266	36,590
11	33500	5225	WELDING	INSTRUCT SUPPLY	50,000	40,000
11	33500	5226	WELDING	OFFICE SUPPLIES	500	500
11	33500	5240	WELDING	GEN SUPPLIES	100	-
11	33500	5301	WELDING	POSTAGE ALLOCATION	10	10
11	33500	5349	WELDING	OFF CAMPUS BUS EXP	1,000	1,000
11	33500	5362	WELDING	EQUIP REPAIRS	2,000	1,000
11	33500	5363	WELDING	BLDG REPAIRS/REMODEL	-	-
11	33500	5407	WELDING	CONTRACT SERVICES	-	-
11	33500	5415	WELDING	CONTRACTED INSTRUCTION	756	756
11	33500	5442	WELDING	INTERNAL PRINTING	75	100
11	33500	5512	WELDING	TELEPHONE-LONG DIST	5	10
33500 Total					54,446	43,376
11	33510	5151	AUTO MECH	NON-WORK STUDY	2,500	3,000
11	33510	5223	AUTO MECH	SOFTWARE & COMPUTER SUPPLY	7,000	8,740
11	33510	5225	AUTO MECH	INSTRUCT SUPPLY	15,000	16,000
11	33510	5226	AUTO MECH	OFFICE SUPPLIES	100	500
11	33510	5240	AUTO MECH	GEN SUPPLIES	9,000	9,000
11	33510	5351	AUTO MECH	EQUIPMENT RENTAL	5,400	5,400
11	33510	5362	AUTO MECH	EQUIP REPAIRS	1,000	1,000
11	33510	5407	AUTO MECH	CONTRACT SERVICES	-	3,650
11	33510	5442	AUTO MECH	INTERNAL PRINTING	100	100
11	33510	5450	AUTO MECH	MISC EXPENSE	950	-
11	33510	5512	AUTO MECH	TELEPHONE-LONG DIST	10	10
33510 Total					41,060	47,400
11	33520	5225	DIESEL	INSTRUCT SUPPLY	13,750	16,000
11	33520	5226	DIESEL	OFFICE SUPPLIES	500	1,000
11	33520	5240	DIESEL	GEN SUPPLIES	7,000	8,000
11	33520	5301	DIESEL	POSTAGE ALLOCATION	25	25
11	33520	5311	DIESEL	DUES & MEMBERSHIPS	1,011	-
11	33520	5362	DIESEL	EQUIP REPAIRS	500	1,500
11	33520	5383	DIESEL	OPERATING LEASE	1,072	993
11	33520	5407	DIESEL	CONTRACT SERVICES	4,276	5,150
11	33520	5442	DIESEL	INTERNAL PRINTING	25	25
11	33520	5512	DIESEL	TELEPHONE-LONG DIST	25	25
33520 Total					28,184	32,718
11	33530	5225	COSMETOLOGY	INSTRUCT SUPPLY	15,500	16,300
11	33530	5226	COSMETOLOGY	OFFICE SUPPLIES	300	300
11	33530	5233	COSMETOLOGY	EXCESS COPIER USAGE	50	100
11	33530	5240	COSMETOLOGY	GEN SUPPLIES	2,000	2,200
11	33530	5301	COSMETOLOGY	POSTAGE ALLOCATION	20	25
11	33530	5331	COSMETOLOGY	STUDENT TRAVEL	2,000	2,000
11	33530	5362	COSMETOLOGY	EQUIP REPAIRS	300	300
11	33530	5383	COSMETOLOGY	OPERATING LEASE	1,342	1,056
11	33530	5442	COSMETOLOGY	INTERNAL PRINTING	200	200
11	33530	5512	COSMETOLOGY	TELEPHONE-LONG DIST	25	25
33530 Total					21,737	22,506

Current Unrestricted Expenditure Budgets by Department
(Excludes F/T Salaries, Employee Travel, and Capital)

<u>Fund</u>	<u>Dept</u>	<u>Object</u>	<u>Department Name</u>	<u>Object of Expenditure</u>	<u>FY2016 Budget</u>	<u>FY2015 Orig. Budget</u>
11	33540	5225	FIRE TECH	INSTRUCT SUPPLY	5,000	6,000
11	33540	5226	FIRE TECH	OFFICE SUPPLIES	400	400
11	33540	5240	FIRE TECH	GEN SUPPLIES	4,400	600
11	33540	5241	FIRE TECH	OIL AND GAS	1,500	1,000
11	33540	5265	FIRE TECH	BUNKER GEAR	10,000	10,000
11	33540	5301	FIRE TECH	POSTAGE ALLOCATION	50	150
11	33540	5349	FIRE TECH	OFF CAMPUS BUS EXP	-	1,200
11	33540	5362	FIRE TECH	EQUIP REPAIRS	4,000	3,500
11	33540	5383	FIRE TECH	OPERATING LEASE	2,257	2,257
11	33540	5407	FIRE TECH	CONTRACT SERVICES	8,000	8,000
11	33540	5424	FIRE TECH	ADV-OTHER	1,500	1,500
11	33540	5442	FIRE TECH	INTERNAL PRINTING	500	500
11	33540	5512	FIRE TECH	TELEPHONE-LONG DIST	50	50
33540 Total					37,657	35,157
11	33550	5225	CRIMINAL JUSTICE	INSTRUCT SUPPLY	2,000	2,000
11	33550	5226	CRIMINAL JUSTICE	OFFICE SUPPLIES	750	750
11	33550	5240	CRIMINAL JUSTICE	GEN SUPPLIES	100	100
11	33550	5301	CRIMINAL JUSTICE	POSTAGE ALLOCATION	50	50
11	33550	5411	CRIMINAL JUSTICE	EXTERNAL PRINTING	150	150
11	33550	5442	CRIMINAL JUSTICE	INTERNAL PRINTING	150	150
11	33550	5512	CRIMINAL JUSTICE	TELEPHONE-LONG DIST	50	50
33550 Total					3,250	3,250
11	33560	5225	MACHINE TECH	INSTRUCT SUPPLY	8,000	8,000
11	33560	5226	MACHINE TECH	OFFICE SUPPLIES	600	300
11	33560	5301	MACHINE TECH	POSTAGE ALLOCATION	5	5
11	33560	5349	MACHINE TECH	OFF CAMPUS BUS EXP	200	400
11	33560	5362	MACHINE TECH	EQUIP REPAIRS	5,000	20,000
11	33560	5442	MACHINE TECH	INTERNAL PRINTING	100	50
11	33560	5512	MACHINE TECH	TELEPHONE-LONG DIST	5	5
33560 Total					13,910	28,760
11	33580	5151	PHOTOGRAPHY	NON-WORK STUDY	5,400	5,400
11	33580	5223	PHOTOGRAPHY	SOFTWARE & COMPUTER SUPPLY	4,123	4,123
11	33580	5225	PHOTOGRAPHY	INSTRUCT SUPPLY	7,800	6,700
11	33580	5311	PHOTOGRAPHY	DUES & MEMBERSHIPS	500	430
11	33580	5331	PHOTOGRAPHY	STUDENT TRAVEL	821	446
11	33580	5362	PHOTOGRAPHY	EQUIP REPAIRS	750	750
11	33580	5512	PHOTOGRAPHY	TELEPHONE-LONG DIST	20	20
33580 Total					19,414	17,869
11	33595	5225	OCCUP SAFETY & ENV TECH	INSTRUCT SUPPLY	500	500
11	33595	5226	OCCUP SAFETY & ENV TECH	OFFICE SUPPLIES	200	200
11	33595	5240	OCCUP SAFETY & ENV TECH	GEN SUPPLIES	800	800
11	33595	5301	OCCUP SAFETY & ENV TECH	POSTAGE ALLOCATION	100	100
11	33595	5442	OCCUP SAFETY & ENV TECH	INTERNAL PRINTING	200	200
11	33595	5512	OCCUP SAFETY & ENV TECH	TELEPHONE-LONG DIST	50	50
33595 Total					1,850	1,850
11	33610	5223	ASSOC DEGREE NURSING	SOFTWARE & COMPUTER SUPPLY	300	1,000
11	33610	5225	ASSOC DEGREE NURSING	INSTRUCT SUPPLY	9,000	6,000
11	33610	5226	ASSOC DEGREE NURSING	OFFICE SUPPLIES	3,250	3,250
11	33610	5240	ASSOC DEGREE NURSING	GEN SUPPLIES	3,000	2,937
11	33610	5301	ASSOC DEGREE NURSING	POSTAGE ALLOCATION	100	150
11	33610	5308	ASSOC DEGREE NURSING	CATERING CHARGES	150	750
11	33610	5311	ASSOC DEGREE NURSING	DUES & MEMBERSHIPS	4,310	3,500
11	33610	5312	ASSOC DEGREE NURSING	GRADUATION EXPENSE	500	1,000
11	33610	5349	ASSOC DEGREE NURSING	OFF CAMPUS BUS EXP	7,656	2,100

Current Unrestricted Expenditure Budgets by Department
(Excludes F/T Salaries, Employee Travel, and Capital)

<u>Fund</u>	<u>Dept</u>	<u>Object</u>	<u>Department Name</u>	<u>Object of Expenditure</u>	<u>FY2016 Budget</u>	<u>FY2015 Orig. Budget</u>
11	33610	5383	ASSOC DEGREE NURSING	OPERATING LEASE	3,295	3,295
11	33610	5407	ASSOC DEGREE NURSING	CONTRACT SERVICES	30,000	-
11	33610	5410	ASSOC DEGREE NURSING	ACCREDITATION EXPENSES	2,285	-
11	33610	5411	ASSOC DEGREE NURSING	EXTERNAL PRINTING	-	400
11	33610	5442	ASSOC DEGREE NURSING	INTERNAL PRINTING	800	3,000
11	33610	5448	ASSOC DEGREE NURSING	DEPT COPIER CHARGE BACK	(8,000)	(8,000)
11	33610	5512	ASSOC DEGREE NURSING	TELEPHONE-LONG DIST	30	30
33610 Total					56,676	19,412
11	33620	5225	VOC NURSING-MONAHANS	INSTRUCT SUPPLY	1,400	1,400
11	33620	5226	VOC NURSING-MONAHANS	OFFICE SUPPLIES	600	500
11	33620	5228	VOC NURSING-MONAHANS	SUBSCRIPTIONS	-	100
11	33620	5233	VOC NURSING-MONAHANS	EXCESS COPIER USAGE	-	100
11	33620	5240	VOC NURSING-MONAHANS	GEN SUPPLIES	1,500	2,000
11	33620	5301	VOC NURSING-MONAHANS	POSTAGE ALLOCATION	200	200
11	33620	5308	VOC NURSING-MONAHANS	CATERING CHARGES	450	-
11	33620	5312	VOC NURSING-MONAHANS	GRADUATION EXPENSE	300	300
11	33620	5349	VOC NURSING-MONAHANS	OFF CAMPUS BUS EXP	5,400	8,202
11	33620	5383	VOC NURSING-MONAHANS	OPERATING LEASE	2,073	2,073
11	33620	5407	VOC NURSING-MONAHANS	CONTRACT SERVICES	780	780
11	33620	5411	VOC NURSING-MONAHANS	EXTERNAL PRINTING	70	70
11	33620	5442	VOC NURSING-MONAHANS	INTERNAL PRINTING	800	800
11	33620	5512	VOC NURSING-MONAHANS	TELEPHONE-LONG DIST	20	20
33620 Total					13,593	16,545
11	33621	5132	VOC NURSING-ANDREWS	CLASSIFIED-P/T	9,580	9,580
11	33621	5225	VOC NURSING-ANDREWS	INSTRUCT SUPPLY	3,000	4,000
11	33621	5226	VOC NURSING-ANDREWS	OFFICE SUPPLIES	1,500	1,460
11	33621	5228	VOC NURSING-ANDREWS	SUBSCRIPTIONS	-	115
11	33621	5240	VOC NURSING-ANDREWS	GEN SUPPLIES	1,300	1,300
11	33621	5301	VOC NURSING-ANDREWS	POSTAGE ALLOCATION	90	90
11	33621	5311	VOC NURSING-ANDREWS	DUES & MEMBERSHIPS	-	75
11	33621	5312	VOC NURSING-ANDREWS	GRADUATION EXPENSE	350	350
11	33621	5318	VOC NURSING-ANDREWS	PUBLIC RELATIONS	220	-
11	33621	5349	VOC NURSING-ANDREWS	OFF CAMPUS BUS EXP	2,310	4,893
11	33621	5411	VOC NURSING-ANDREWS	EXTERNAL PRINTING	-	70
11	33621	5442	VOC NURSING-ANDREWS	INTERNAL PRINTING	200	750
11	33621	5512	VOC NURSING-ANDREWS	TELEPHONE-LONG DIST	780	780
33621 Total					19,330	23,463
11	33660	5225	SURGICAL TECH	INSTRUCT SUPPLY	8,500	-
11	33660	5226	SURGICAL TECH	OFFICE SUPPLIES	600	-
11	33660	5240	SURGICAL TECH	GEN SUPPLIES	800	-
11	33660	5301	SURGICAL TECH	POSTAGE ALLOCATION	100	-
11	33660	5311	SURGICAL TECH	DUES & MEMBERSHIPS	450	-
11	33660	5349	SURGICAL TECH	OFF CAMPUS BUS EXP	500	-
11	33660	5410	SURGICAL TECH	ACCREDITATION EXPENSES	6,500	-
11	33660	5442	SURGICAL TECH	INTERNAL PRINTING	300	-
11	33660	5512	SURGICAL TECH	TELEPHONE-LONG DIST	30	-
33660 Total					17,780	-
11	33670	5225	SUBSTANCE ABUSE COUNSELING	INSTRUCT SUPPLY	-	75
11	33670	5301	SUBSTANCE ABUSE COUNSELING	POSTAGE ALLOCATION	-	20
11	33670	5349	SUBSTANCE ABUSE COUNSELING	OFF CAMPUS BUS EXP	-	100
11	33670	5415	SUBSTANCE ABUSE COUNSELING	CONTRACTED INSTRUCTION	450	450
11	33670	5442	SUBSTANCE ABUSE COUNSELING	INTERNAL PRINTING	-	85
11	33670	5512	SUBSTANCE ABUSE COUNSELING	TELEPHONE-LONG DIST	-	20
33670 Total					450	750

Current Unrestricted Expenditure Budgets by Department
(Excludes F/T Salaries, Employee Travel, and Capital)

<u>Fund</u>	<u>Dept</u>	<u>Object</u>	<u>Department Name</u>	<u>Object of Expenditure</u>	<u>FY2016 Budget</u>	<u>FY2015 Orig. Budget</u>
11	33680	5225	RADIOLOGIC TECH	INSTRUCT SUPPLY	1,500	1,500
11	33680	5226	RADIOLOGIC TECH	OFFICE SUPPLIES	900	600
11	33680	5301	RADIOLOGIC TECH	POSTAGE ALLOCATION	100	100
11	33680	5311	RADIOLOGIC TECH	DUES & MEMBERSHIPS	600	600
11	33680	5312	RADIOLOGIC TECH	GRADUATION EXPENSE	600	600
11	33680	5349	RADIOLOGIC TECH	OFF CAMPUS BUS EXP	800	800
11	33680	5362	RADIOLOGIC TECH	EQUIP REPAIRS	1,200	600
11	33680	5371	RADIOLOGIC TECH	EQUIP MAINT AGREEMENT	600	600
11	33680	5410	RADIOLOGIC TECH	ACCREDITATION EXPENSES	1,890	5,000
11	33680	5442	RADIOLOGIC TECH	INTERNAL PRINTING	500	600
11	33680	5512	RADIOLOGIC TECH	TELEPHONE-LONG DIST	20	20
33680 Total					8,710	11,020
11	33690	5132	EMS	CLASSIFIED-P/T	10,375	10,375
11	33690	5223	EMS	SOFTWARE & COMPUTER SUPPLY	500	500
11	33690	5225	EMS	INSTRUCT SUPPLY	6,000	5,500
11	33690	5226	EMS	OFFICE SUPPLIES	600	600
11	33690	5240	EMS	GEN SUPPLIES	1,100	1,100
11	33690	5301	EMS	POSTAGE ALLOCATION	20	20
11	33690	5311	EMS	DUES & MEMBERSHIPS	675	675
11	33690	5349	EMS	OFF CAMPUS BUS EXP	-	1,000
11	33690	5362	EMS	EQUIP REPAIRS	1,500	1,100
11	33690	5383	EMS	OPERATING LEASE	2,257	2,257
11	33690	5408	EMS	OTHER PROF'L FEES	5,000	5,000
11	33690	5410	EMS	ACCREDITATION EXPENSES	2,000	1,900
11	33690	5415	EMS	CONTRACTED INSTRUCTION	2,000	2,000
11	33690	5442	EMS	INTERNAL PRINTING	100	100
11	33690	5512	EMS	TELEPHONE-LONG DIST	30	30
33690 Total					32,157	32,157
11	33691	5225	PHYS THER ASST	INSTRUCT SUPPLY	2,200	2,100
11	33691	5226	PHYS THER ASST	OFFICE SUPPLIES	450	375
11	33691	5240	PHYS THER ASST	GEN SUPPLIES	680	480
11	33691	5301	PHYS THER ASST	POSTAGE ALLOCATION	150	150
11	33691	5308	PHYS THER ASST	CATERING CHARGES	144	-
11	33691	5311	PHYS THER ASST	DUES & MEMBERSHIPS	5,118	4,961
11	33691	5331	PHYS THER ASST	STUDENT TRAVEL	554	600
11	33691	5349	PHYS THER ASST	OFF CAMPUS BUS EXP	1,750	1,750
11	33691	5362	PHYS THER ASST	EQUIP REPAIRS	1,800	1,800
11	33691	5410	PHYS THER ASST	ACCREDITATION EXPENSES	1,000	1,200
11	33691	5442	PHYS THER ASST	INTERNAL PRINTING	115	550
11	33691	5512	PHYS THER ASST	TELEPHONE-LONG DIST	10	30
33691 Total					13,971	13,996
11	33730	5151	ELECTRICAL/ELECTRONICS	NON-WORK STUDY	2,500	1,840
11	33730	5225	ELECTRICAL/ELECTRONICS	INSTRUCT SUPPLY	11,500	11,500
11	33730	5226	ELECTRICAL/ELECTRONICS	OFFICE SUPPLIES	300	500
11	33730	5240	ELECTRICAL/ELECTRONICS	GEN SUPPLIES	4,500	4,500
11	33730	5301	ELECTRICAL/ELECTRONICS	POSTAGE ALLOCATION	40	47
11	33730	5362	ELECTRICAL/ELECTRONICS	EQUIP REPAIRS	2,000	2,500
11	33730	5442	ELECTRICAL/ELECTRONICS	INTERNAL PRINTING	100	1,000
11	33730	5512	ELECTRICAL/ELECTRONICS	TELEPHONE-LONG DIST	15	14
33730 Total					20,955	21,901
11	33740	5223	SURVEYING	SOFTWARE & COMPUTER SUPPLY	-	1,000
11	33740	5225	SURVEYING	INSTRUCT SUPPLY	-	1,000
11	33740	5226	SURVEYING	OFFICE SUPPLIES	-	350
11	33740	5240	SURVEYING	GEN SUPPLIES	-	500

Current Unrestricted Expenditure Budgets by Department
(Excludes F/T Salaries, Employee Travel, and Capital)

<u>Fund</u>	<u>Dept</u>	<u>Object</u>	<u>Department Name</u>	<u>Object of Expenditure</u>	<u>FY2016 Budget</u>	<u>FY2015 Orig. Budget</u>
11	33740	5301	SURVEYING	POSTAGE ALLOCATION	-	50
11	33740	5349	SURVEYING	OFF CAMPUS BUS EXP	-	1,000
11	33740	5362	SURVEYING	EQUIP REPAIRS	-	500
11	33740	5442	SURVEYING	INTERNAL PRINTING	-	100
11	33740	5512	SURVEYING	TELEPHONE-LONG DIST	-	10
33740 Total					-	4,510
11	40101	5132	STUDENT LEARNING RESOURCES	CLASSIFIED-P/T	19,565	19,565
11	40101	5151	STUDENT LEARNING RESOURCES	NON-WORK STUDY	9,000	9,000
11	40101	5225	STUDENT LEARNING RESOURCES	INSTRUCT SUPPLY	800	800
11	40101	5226	STUDENT LEARNING RESOURCES	OFFICE SUPPLIES	1,700	1,700
11	40101	5227	STUDENT LEARNING RESOURCES	COPIER SUPPLIES	1,200	1,200
11	40101	5229	STUDENT LEARNING RESOURCES	PRESERV SUPPLIES	1,350	1,350
11	40101	5233	STUDENT LEARNING RESOURCES	EXCESS COPIER USAGE	1,000	1,000
11	40101	5240	STUDENT LEARNING RESOURCES	GEN SUPPLIES	2,644	2,800
11	40101	5301	STUDENT LEARNING RESOURCES	POSTAGE ALLOCATION	250	200
11	40101	5308	STUDENT LEARNING RESOURCES	CATERING CHARGES	300	350
11	40101	5311	STUDENT LEARNING RESOURCES	DUES & MEMBERSHIPS	1,500	1,500
11	40101	5349	STUDENT LEARNING RESOURCES	OFF CAMPUS BUS EXP	482	289
11	40101	5354	STUDENT LEARNING RESOURCES	SOFTWARE RENTAL	42,400	42,000
11	40101	5370	STUDENT LEARNING RESOURCES	SOFTWARE MAINT AGREE	-	18,637
11	40101	5371	STUDENT LEARNING RESOURCES	EQUIP MAINT AGREEMENT	1,966	1,966
11	40101	5383	STUDENT LEARNING RESOURCES	OPERATING LEASE	6,886	6,886
11	40101	5442	STUDENT LEARNING RESOURCES	INTERNAL PRINTING	350	350
11	40101	5444	STUDENT LEARNING RESOURCES	LRC COPIER REIMBURSEMENT	(7,000)	(7,000)
11	40101	5448	STUDENT LEARNING RESOURCES	DEPT COPIER CHARGE BACK	(5,500)	(5,500)
11	40101	5512	STUDENT LEARNING RESOURCES	TELEPHONE-LONG DIST	30	30
11	40101	6031	STUDENT LEARNING RESOURCES	LRC FACULTY REQ BKS	25,000	39,000
11	40101	6032	STUDENT LEARNING RESOURCES	LRC BOUND PERIODICAL	12,200	21,000
11	40101	6034	STUDENT LEARNING RESOURCES	LRC SOFTWARE	12,000	13,500
11	40101	6036	STUDENT LEARNING RESOURCES	LRC BOOKS	10,000	33,000
40101 Total					138,123	203,623
11	40201	5223	OC GLOBAL	SOFTWARE & COMPUTER SUPPLY	6,100	6,100
11	40201	5225	OC GLOBAL	INSTRUCT SUPPLY	1,350	1,000
11	40201	5240	OC GLOBAL	GEN SUPPLIES	3,450	4,000
11	40201	5304	OC GLOBAL	LAUNDRY EXP	-	-
11	40201	5308	OC GLOBAL	CATERING CHARGES	-	-
11	40201	5442	OC GLOBAL	INTERNAL PRINTING	-	-
40201 Total					10,900	11,100
11	40203	5226	DUAL CREDIT SUPPORT	OFFICE SUPPLIES	400	400
11	40203	5240	DUAL CREDIT SUPPORT	GEN SUPPLIES	1,500	400
11	40203	5301	DUAL CREDIT SUPPORT	POSTAGE ALLOCATION	400	1,000
11	40203	5308	DUAL CREDIT SUPPORT	CATERING CHARGES	2,500	1,025
11	40203	5318	DUAL CREDIT SUPPORT	PUBLIC RELATIONS	4,220	1,375
11	40203	5349	DUAL CREDIT SUPPORT	OFF CAMPUS BUS EXP	3,500	2,200
11	40203	5442	DUAL CREDIT SUPPORT	INTERNAL PRINTING	1,200	1,200
11	40203	5512	DUAL CREDIT SUPPORT	TELEPHONE-LONG DIST	50	25
40203 Total					13,770	7,625
11	40206	5226	OC TECHS	OFFICE SUPPLIES	250	-
11	40206	5240	OC TECHS	GEN SUPPLIES	2,000	-
11	40206	5304	OC TECHS	LAUNDRY EXP	500	-
11	40206	5349	OC TECHS	OFF CAMPUS BUS EXP	100	-
11	40206	5442	OC TECHS	INTERNAL PRINTING	150	-
40206 Total					3,000	-
11	40301	5223	DEAN-ARTS & SCIENCES	SOFTWARE & COMPUTER SUPPLY	183	-

Current Unrestricted Expenditure Budgets by Department
(Excludes F/T Salaries, Employee Travel, and Capital)

<u>Fund</u>	<u>Dept</u>	<u>Object</u>	<u>Department Name</u>	<u>Object of Expenditure</u>	<u>FY2016 Budget</u>	<u>FY2015 Orig. Budget</u>
11	40301	5226	DEAN-ARTS & SCIENCES	OFFICE SUPPLIES	1,817	2,000
11	40301	5227	DEAN-ARTS & SCIENCES	COPIER SUPPLIES	715	950
11	40301	5301	DEAN-ARTS & SCIENCES	POSTAGE ALLOCATION	10	10
11	40301	5308	DEAN-ARTS & SCIENCES	CATERING CHARGES	300	300
11	40301	5318	DEAN-ARTS & SCIENCES	PUBLIC RELATIONS	200	200
11	40301	5349	DEAN-ARTS & SCIENCES	OFF CAMPUS BUS EXP	-	200
11	40301	5442	DEAN-ARTS & SCIENCES	INTERNAL PRINTING	195	275
11	40301	5512	DEAN-ARTS & SCIENCES	TELEPHONE-LONG DIST	15	15
40301 Total					3,435	3,950
11	40306	5151	AVID	NON-WORK STUDY	47,500	47,500
11	40306	5311	AVID	DUES & MEMBERSHIPS	5,250	5,250
11	40306	5318	AVID	PUBLIC RELATIONS	2,500	2,500
11	40306	5347	AVID	AVID DISCRETIONARY EXP	6,000	10,580
11	40306	5442	AVID	INTERNAL PRINTING	200	420
40306 Total					61,450	66,250
11	40310	5223	ASSOC DEAN TEACHING & LEARNING	SOFTWARE & COMPUTER SUPPLY	300	-
11	40310	5226	ASSOC DEAN TEACHING & LEARNING	OFFICE SUPPLIES	800	-
11	40310	5227	ASSOC DEAN TEACHING & LEARNING	COPIER SUPPLIES	400	-
11	40310	5240	ASSOC DEAN TEACHING & LEARNING	GEN SUPPLIES	200	-
11	40310	5301	ASSOC DEAN TEACHING & LEARNING	POSTAGE ALLOCATION	30	-
11	40310	5308	ASSOC DEAN TEACHING & LEARNING	CATERING CHARGES	2,000	-
11	40310	5349	ASSOC DEAN TEACHING & LEARNING	OFF CAMPUS BUS EXP	450	-
11	40310	5442	ASSOC DEAN TEACHING & LEARNING	INTERNAL PRINTING	300	-
11	40310	5512	ASSOC DEAN TEACHING & LEARNING	TELEPHONE-LONG DIST	30	-
40310 Total					4,510	-
11	40401	5226	DEAN FOR CTWE	OFFICE SUPPLIES	600	600
11	40401	5227	DEAN FOR CTWE	COPIER SUPPLIES	550	600
11	40401	5233	DEAN FOR CTWE	EXCESS COPIER USAGE	500	500
11	40401	5240	DEAN FOR CTWE	GEN SUPPLIES	500	500
11	40401	5301	DEAN FOR CTWE	POSTAGE ALLOCATION	20	150
11	40401	5304	DEAN FOR CTWE	LAUNDRY EXP	-	-
11	40401	5308	DEAN FOR CTWE	CATERING CHARGES	500	500
11	40401	5309	DEAN FOR CTWE	ADVISORY COMMITTEE EXP	7,100	7,100
11	40401	5311	DEAN FOR CTWE	DUES & MEMBERSHIPS	300	100
11	40401	5318	DEAN FOR CTWE	PUBLIC RELATIONS	1,500	3,500
11	40401	5340	DEAN FOR CTWE	INSURANCE	15,000	11,721
11	40401	5349	DEAN FOR CTWE	OFF CAMPUS BUS EXP	600	1,500
11	40401	5383	DEAN FOR CTWE	OPERATING LEASE	5,020	5,020
11	40401	5426	DEAN FOR CTWE	ADVERTISING/MARKETING	2,000	10,000
11	40401	5442	DEAN FOR CTWE	INTERNAL PRINTING	200	300
11	40401	5448	DEAN FOR CTWE	DEPT COPIER CHARGE BACK	30	(7,200)
11	40401	5512	DEAN FOR CTWE	TELEPHONE-LONG DIST	-	300
40401 Total					34,420	35,191
11	40404	5132	CONT ED SUPPORT	CLASSIFIED-P/T	7,500	7,500
11	40404	5151	CONT ED SUPPORT	NON-WORK STUDY	8,000	8,000
11	40404	5225	CONT ED SUPPORT	INSTRUCT SUPPLY	-	250
11	40404	5226	CONT ED SUPPORT	OFFICE SUPPLIES	2,500	2,500
11	40404	5227	CONT ED SUPPORT	COPIER SUPPLIES	400	400
11	40404	5233	CONT ED SUPPORT	EXCESS COPIER USAGE	200	200
11	40404	5240	CONT ED SUPPORT	GEN SUPPLIES	900	900
11	40404	5301	CONT ED SUPPORT	POSTAGE ALLOCATION	200	200
11	40404	5308	CONT ED SUPPORT	CATERING CHARGES	250	250
11	40404	5311	CONT ED SUPPORT	DUES & MEMBERSHIPS	600	600
11	40404	5318	CONT ED SUPPORT	PUBLIC RELATIONS	6,000	6,000

Current Unrestricted Expenditure Budgets by Department
(Excludes F/T Salaries, Employee Travel, and Capital)

<u>Fund</u>	<u>Dept</u>	<u>Object</u>	<u>Department Name</u>	<u>Object of Expenditure</u>	<u>FY2016 Budget</u>	<u>FY2015 Orig. Budget</u>
11	40404	5349	CONT ED SUPPORT	OFF CAMPUS BUS EXP	1,520	1,500
11	40404	5383	CONT ED SUPPORT	OPERATING LEASE	2,517	2,517
11	40404	5436	CONT ED SUPPORT	CUSTODIAL-SPECIAL CLEANING	600	1,200
11	40404	5442	CONT ED SUPPORT	INTERNAL PRINTING	700	2,500
11	40404	5512	CONT ED SUPPORT	TELEPHONE-LONG DIST	200	200
40404 Total					32,087	34,717
11	40406	5225	CO-OP	INSTRUCT SUPPLY	500	800
11	40406	5226	CO-OP	OFFICE SUPPLIES	150	150
11	40406	5240	CO-OP	GEN SUPPLIES	185	185
11	40406	5301	CO-OP	POSTAGE ALLOCATION	40	40
11	40406	5318	CO-OP	PUBLIC RELATIONS	1,000	2,000
11	40406	5442	CO-OP	INTERNAL PRINTING	25	25
40406 Total					1,900	3,200
11	40450	5132	PECOS CTR	CLASSIFIED-P/T	15,000	18,500
11	40450	5226	PECOS CTR	OFFICE SUPPLIES	500	500
11	40450	5240	PECOS CTR	GEN SUPPLIES	800	1,000
11	40450	5301	PECOS CTR	POSTAGE ALLOCATION	300	350
11	40450	5311	PECOS CTR	DUES & MEMBERSHIPS	150	120
11	40450	5318	PECOS CTR	PUBLIC RELATIONS	100	250
11	40450	5349	PECOS CTR	OFF CAMPUS BUS EXP	1,500	1,437
11	40450	5351	PECOS CTR	EQUIPMENT RENTAL	500	428
11	40450	5362	PECOS CTR	EQUIP REPAIRS	500	1,000
11	40450	5371	PECOS CTR	EQUIP MAINT AGREEMENT	-	570
11	40450	5383	PECOS CTR	OPERATING LEASE	2,591	2,591
11	40450	5411	PECOS CTR	EXTERNAL PRINTING	100	100
11	40450	5424	PECOS CTR	ADV-OTHER	1,200	1,000
11	40450	5501	PECOS CTR	ELECTRICITY	16,000	16,000
11	40450	5502	PECOS CTR	NATURAL GAS	2,000	2,000
11	40450	5503	PECOS CTR	WATER/SEWER	2,100	2,100
11	40450	5516	PECOS CTR	TELEPHONE LINE CHGS	4,500	4,500
11	40450	5517	PECOS CTR	ISP CHARGES	7,130	7,130
40450 Total					54,971	59,576
11	40451	5132	MONAHANS CTR	CLASSIFIED-P/T	4,200	1,100
11	40451	5362	MONAHANS CTR	EQUIP REPAIRS	400	800
11	40451	5407	MONAHANS CTR	CONTRACT SERVICES	3,600	-
11	40451	5436	MONAHANS CTR	CUSTODIAL-SPECIAL CLEANING	350	-
11	40451	5501	MONAHANS CTR	ELECTRICITY	9,300	9,300
11	40451	5502	MONAHANS CTR	NATURAL GAS	2,100	2,100
11	40451	5503	MONAHANS CTR	WATER/SEWER	600	600
11	40451	5516	MONAHANS CTR	TELEPHONE LINE CHGS	1,200	1,200
11	40451	5517	MONAHANS CTR	ISP CHARGES	3,565	3,565
40451 Total					25,315	18,665
11	40452	5132	ANDREWS CTR	CLASSIFIED-P/T	8,400	8,000
11	40452	5240	ANDREWS CTR	GEN SUPPLIES	450	450
11	40452	5301	ANDREWS CTR	POSTAGE ALLOCATION	50	50
11	40452	5349	ANDREWS CTR	OFF CAMPUS BUS EXP	2,200	1,500
11	40452	5516	ANDREWS CTR	TELEPHONE LINE CHGS	2,100	2,100
11	40452	5517	ANDREWS CTR	ISP CHARGES	-	4,900
40452 Total					13,200	17,000
11	40453	5240	BREWSTER COUNTY ADMIN	GEN SUPPLIES	200	600
11	40453	5301	BREWSTER COUNTY ADMIN	POSTAGE ALLOCATION	15	-
11	40453	5349	BREWSTER COUNTY ADMIN	OFF CAMPUS BUS EXP	535	600
11	40453	5437	BREWSTER COUNTY ADMIN	CUSTODIAL-SPECIAL CLEANING	500	-
11	40453	5450	BREWSTER COUNTY ADMIN	MISC EXPENSE	-	8,800

Current Unrestricted Expenditure Budgets by Department
(Excludes F/T Salaries, Employee Travel, and Capital)

Fund	Dept	Object	Department Name	Object of Expenditure	FY2016	FY2015
					Budget	Orig. Budget
40453 Total					1,250	10,000
11	40501	5132	GRAHAM CTR RANCH	CLASSIFIED-P/T	11,000	11,000
11	40501	5221	GRAHAM CTR RANCH	VETERINARY SUPPLIES	3,000	3,000
11	40501	5226	GRAHAM CTR RANCH	OFFICE SUPPLIES	200	200
11	40501	5240	GRAHAM CTR RANCH	GEN SUPPLIES	30,000	30,000
11	40501	5241	GRAHAM CTR RANCH	OIL AND GAS	3,500	3,500
11	40501	5301	GRAHAM CTR RANCH	POSTAGE ALLOCATION	50	50
11	40501	5349	GRAHAM CTR RANCH	OFF CAMPUS BUS EXP	4,000	4,000
11	40501	5362	GRAHAM CTR RANCH	EQUIP REPAIRS	14,000	14,000
11	40501	5407	GRAHAM CTR RANCH	CONTRACT SERVICES	6,000	27,000
11	40501	5501	GRAHAM CTR RANCH	ELECTRICITY	26,000	26,000
11	40501	5503	GRAHAM CTR RANCH	WATER/SEWER	2,000	2,000
40501 Total					99,750	120,750
11	40505	5132	CHILDRENS CTR	CLASSIFIED-P/T	36,000	44,000
11	40505	5151	CHILDRENS CTR	NON-WORK STUDY	25,000	25,000
11	40505	5226	CHILDRENS CTR	OFFICE SUPPLIES	800	800
11	40505	5227	CHILDRENS CTR	COPIER SUPPLIES	280	280
11	40505	5240	CHILDRENS CTR	GEN SUPPLIES	5,396	9,000
11	40505	5260	CHILDRENS CTR	GROCERIES	4,000	4,000
11	40505	5301	CHILDRENS CTR	POSTAGE ALLOCATION	150	150
11	40505	5311	CHILDRENS CTR	DUES & MEMBERSHIPS	999	-
11	40505	5342	CHILDRENS CTR	SPECIAL EVENTS	300	300
11	40505	5349	CHILDRENS CTR	OFF CAMPUS BUS EXP	1,500	300
11	40505	5351	CHILDRENS CTR	EQUIPMENT RENTAL	1,530	-
11	40505	5362	CHILDRENS CTR	EQUIP REPAIRS	1,200	1,000
11	40505	5383	CHILDRENS CTR	OPERATING LEASE	2,073	2,073
11	40505	5407	CHILDRENS CTR	CONTRACT SERVICES	370	370
11	40505	5417	CHILDRENS CTR	INSPECTIONS, LICENSE, REG	825	825
11	40505	5442	CHILDRENS CTR	INTERNAL PRINTING	700	700
11	40505	5512	CHILDRENS CTR	TELEPHONE-LONG DIST	30	30
40505 Total					81,153	88,828
11	46100	5132	Student Success Ctr	CLASSIFIED-P/T	105,000	120,600
11	46100	5151	Student Success Ctr	NON-WORK STUDY	102,000	80,600
11	46100	5223	Student Success Ctr	SOFTWARE & COMPUTER SUPPLY	2,143	2,143
11	46100	5225	Student Success Ctr	INSTRUCT SUPPLY	3,300	2,300
11	46100	5226	Student Success Ctr	OFFICE SUPPLIES	2,200	500
11	46100	5240	Student Success Ctr	GEN SUPPLIES	4,000	2,000
11	46100	5301	Student Success Ctr	POSTAGE ALLOCATION	20	10
11	46100	5308	Student Success Ctr	CATERING CHARGES	100	500
11	46100	5349	Student Success Ctr	OFF CAMPUS BUS EXP	-	175
11	46100	5383	Student Success Ctr	OPERATING LEASE	1,072	1,056
11	46100	5407	Student Success Ctr	CONTRACT SERVICES	20,000	16,500
11	46100	5411	Student Success Ctr	EXTERNAL PRINTING	-	250
11	46100	5442	Student Success Ctr	INTERNAL PRINTING	750	500
11	46100	5512	Student Success Ctr	TELEPHONE-LONG DIST	500	10
46100 Total					241,085	227,144
11	55110	5132	SPORT CTR-FACILITY	CLASSIFIED-P/T	82,900	85,000
11	55110	5151	SPORT CTR-FACILITY	NON-WORK STUDY	25,000	25,000
11	55110	5226	SPORT CTR-FACILITY	OFFICE SUPPLIES	300	300
11	55110	5227	SPORT CTR-FACILITY	COPIER SUPPLIES	200	200
11	55110	5240	SPORT CTR-FACILITY	GEN SUPPLIES	18,000	18,000
11	55110	5351	SPORT CTR-FACILITY	EQUIPMENT RENTAL	2,100	-
11	55110	5362	SPORT CTR-FACILITY	EQUIP REPAIRS	5,000	5,000
11	55110	5436	SPORT CTR-FACILITY	CUSTODIAL-SPECIAL CLEANING	1,000	1,000

Current Unrestricted Expenditure Budgets by Department
(Excludes F/T Salaries, Employee Travel, and Capital)

<u>Fund</u>	<u>Dept</u>	<u>Object</u>	<u>Department Name</u>	<u>Object of Expenditure</u>	<u>FY2016 Budget</u>	<u>FY2015 Orig. Budget</u>
11	55110	5512	SPORT CTR-FACILITY	TELEPHONE-LONG DIST	-	-
55110 Total					134,500	134,500
11	55111	5132	SPORT CTR-PROGRAMS	CLASSIFIED-P/T	25,000	25,000
11	55111	5151	SPORT CTR-PROGRAMS	NON-WORK STUDY	9,500	9,500
11	55111	5225	SPORT CTR-PROGRAMS	INSTRUCT SUPPLY	25,000	25,000
11	55111	5226	SPORT CTR-PROGRAMS	OFFICE SUPPLIES	200	200
11	55111	5240	SPORT CTR-PROGRAMS	GEN SUPPLIES	1,650	1,650
11	55111	5301	SPORT CTR-PROGRAMS	POSTAGE ALLOCATION	300	300
11	55111	5308	SPORT CTR-PROGRAMS	CATERING CHARGES	-	-
11	55111	5349	SPORT CTR-PROGRAMS	OFF CAMPUS BUS EXP	1,500	1,500
11	55111	5371	SPORT CTR-PROGRAMS	EQUIP MAINT AGREEMENT	1,000	1,000
11	55111	5411	SPORT CTR-PROGRAMS	EXTERNAL PRINTING	3,500	3,500
11	55111	5415	SPORT CTR-PROGRAMS	CONTRACTED INSTRUCTION	500	500
11	55111	5442	SPORT CTR-PROGRAMS	INTERNAL PRINTING	1,000	1,000
11	55111	5512	SPORT CTR-PROGRAMS	TELEPHONE-LONG DIST	100	100
55111 Total					69,250	69,250
11	55115	5132	SPORTS CTR-FITNESS CTR	CLASSIFIED-P/T	60,000	60,000
11	55115	5151	SPORTS CTR-FITNESS CTR	NON-WORK STUDY	19,000	19,000
11	55115	5226	SPORTS CTR-FITNESS CTR	OFFICE SUPPLIES	300	300
11	55115	5240	SPORTS CTR-FITNESS CTR	GEN SUPPLIES	2,000	2,000
11	55115	5301	SPORTS CTR-FITNESS CTR	POSTAGE ALLOCATION	50	50
11	55115	5362	SPORTS CTR-FITNESS CTR	EQUIP REPAIRS	5,000	5,000
11	55115	5383	SPORTS CTR-FITNESS CTR	OPERATING LEASE	52,996	-
55115 Total					139,346	86,350
11	55116	5151	SPORTS CTR FACILITY RENTAL	NON-WORK STUDY	3,000	-
55116 Total					3,000	-
11	55135	5240	VISITING ARTISTS	GEN SUPPLIES	50	50
11	55135	5301	VISITING ARTISTS	POSTAGE ALLOCATION	70	70
11	55135	5308	VISITING ARTISTS	CATERING CHARGES	400	400
11	55135	5318	VISITING ARTISTS	PUBLIC RELATIONS	275	275
11	55135	5407	VISITING ARTISTS	CONTRACT SERVICES	1,600	1,600
11	55135	5442	VISITING ARTISTS	INTERNAL PRINTING	75	75
55135 Total					2,470	2,470
11	55145	5436	DH AUDITORIUM	CUSTODIAL-SPECIAL CLEANING	2,400	2,400
55145 Total					2,400	2,400
11	55146	5436	ICA GYM	CUSTODIAL-SPECIAL CLEANING	2,400	2,400
55146 Total					2,400	2,400
11	55147	5436	RECITAL HALL	CUSTODIAL-SPECIAL CLEANING	2,400	2,400
55147 Total					2,400	2,400
11	55148	5240	SAULSBURY ROOM	GEN SUPPLIES	-	800
11	55148	5436	SAULSBURY ROOM	CUSTODIAL-SPECIAL CLEANING	2,400	2,400
55148 Total					2,400	3,200
11	56101	5225	ABE DISCRETIONARY	INSTRUCT SUPPLY	800	800
11	56101	5240	ABE DISCRETIONARY	GEN SUPPLIES	2,195	2,195
11	56101	5301	ABE DISCRETIONARY	POSTAGE ALLOCATION	800	800
11	56101	5308	ABE DISCRETIONARY	CATERING CHARGES	3,000	3,000
11	56101	5318	ABE DISCRETIONARY	PUBLIC RELATIONS	800	1,500
11	56101	5349	ABE DISCRETIONARY	OFF CAMPUS BUS EXP	569	451
11	56101	5383	ABE DISCRETIONARY	OPERATING LEASE	3,666	3,666
11	56101	5442	ABE DISCRETIONARY	INTERNAL PRINTING	3,000	3,000
11	56101	5512	ABE DISCRETIONARY	TELEPHONE-LONG DIST	50	50
56101 Total					14,880	15,462
12	70101	5729	BSKT MEN SCHL	ATHLETIC SCHOLARSHIP	140,000	137,760
70101 Total					140,000	137,760

Current Unrestricted Expenditure Budgets by Department
(Excludes F/T Salaries, Employee Travel, and Capital)

<u>Fund</u>	<u>Dept</u>	<u>Object</u>	<u>Department Name</u>	<u>Object of Expenditure</u>	<u>FY2016</u>	<u>FY2015</u>
					<u>Budget</u>	<u>Orig. Budget</u>
12	70102	5729	BSKT WOM SCHL	ATHLETIC SCHOLARSHIP	140,000	137,760
	70102 Total				140,000	137,760
12	70104	5729	BASEBALL SCHL	ATHLETIC SCHOLARSHIP	164,000	157,640
	70104 Total				164,000	157,640
12	70105	5729	SOFTBALL SCHL	ATHLETIC SCHOLARSHIP	140,000	135,120
	70105 Total				140,000	135,120
12	70106	5729	GOLF SCHL	ATHLETIC SCHOLARSHIP	69,000	67,560
	70106 Total				69,000	67,560
12	70107	5729	VOLLEYBALL SCHL	ATHLETIC SCHOLARSHIP	92,000	90,080
	70107 Total				92,000	90,080
12	70109	5729	RODEO SCHL	ATHLETIC SCHOLARSHIP	140,000	137,760
	70109 Total				140,000	137,760
12	70111	5729	X-CNTRY SCHL	ATHLETIC SCHOLARSHIP	66,000	67,560
	70111 Total				66,000	67,560
12	70114	5729	TRAINER SCHL	ATHLETIC SCHOLARSHIP	44,000	44,160
	70114 Total				44,000	44,160
12	70115	5729	CHEER SCHL	ATHLETIC SCHOLARSHIP	138,000	132,480
	70115 Total				138,000	132,480
12	70200	5722	OC INST SCHOL	HOUSING SCHOLARSHIP	22,600	21,500
	70200 Total				22,600	21,500
12	70201	5721	OC TEXAS SCHOLARS	T/F SCHOLARSHIP	12,600	12,100
	70201 Total				12,600	12,100
12	70202	5721	OC ACAD SCHL	T/F SCHOLARSHIP	60,000	59,700
	70202 Total				60,000	59,700
12	70204	5721	OC ART SCHL	T/F SCHOLARSHIP	15,000	16,100
	70204 Total				15,000	16,100
12	70206	5721	OC CE SCHL	T/F SCHOLARSHIP	34,000	33,300
	70206 Total				34,000	33,300
12	70210	5721	OC THEATER SCHL	T/F SCHOLARSHIP	5,000	-
	70210 Total				5,000	-
12	70211	5721	OC HONORS SCHL	T/F SCHOLARSHIP	22,000	22,100
	70211 Total				22,000	22,100
12	70214	5721	OC PIANO SCHL	T/F SCHOLARSHIP	10,500	10,000
	70214 Total				10,500	10,000
12	70216	5721	OC BAND SCHL	T/F SCHOLARSHIP	17,000	16,700
	70216 Total				17,000	16,700
12	70217	5721	OC STRINGS SCHL	T/F SCHOLARSHIP	1,200	1,100
	70217 Total				1,200	1,100
12	70218	5721	OC CHOIR SCHL	T/F SCHOLARSHIP	45,000	44,600
	70218 Total				45,000	44,600
12	70219	5721	OC PHOTO SCHL	T/F SCHOLARSHIP	10,000	9,500
	70219 Total				10,000	9,500
12	70221	5721	OC PRES SCHL	T/F SCHOLARSHIP	30,000	32,300
	70221 Total				30,000	32,300
12	70223	5721	OC SOPHOMORE SCHOL	T/F SCHOLARSHIP	11,600	10,800
	70223 Total				11,600	10,800
12	70227	5721	CPR SCHOLARSHIP	T/F SCHOLARSHIP	-	10,800
	70227 Total				-	10,800
12	70228	5722	OC RA SCHOLARSHIP	HOUSING SCHOLARSHIP	10,000	-
	70228 Total				10,000	-
12	70260	5721	COLLEGE NOW SCHOL	T/F SCHOLARSHIP	84,000	86,000
	70260 Total				84,000	86,000
13	0	5490	POOLED CONT ED BUDGETS	POOLED CE OPER EXPENSE	79,377	88,885

Current Unrestricted Expenditure Budgets by Department
(Excludes F/T Salaries, Employee Travel, and Capital)

<u>Fund</u>	<u>Dept</u>	<u>Object</u>	<u>Department Name</u>	<u>Object of Expenditure</u>	<u>FY2016 Budget</u>	<u>FY2015 Orig. Budget</u>
14	0	5490	POOLED CONT ED BUDGETS	POOLED CE OPER EXPENSE	36,600	50,300
15	0	5490	POOLED CONT ED BUDGETS	POOLED CE OPER EXPENSE	667,050	503,724
17	0	5490	POOLED CONT ED BUDGETS	POOLED CE OPER EXPENSE	12,600	12,600
0 Total					795,627	655,509
14	53150	5132	YOUTH PROGRAMS N/F	CLASSIFIED-P/T	2,000	-
53150 Total					2,000	-
15	53860	5132	HOMELAND SECURITY	CLASSIFIED-P/T	-	2,576
53860 Total					-	2,576
18	66601	5226	PHYS PLT ADM	OFFICE SUPPLIES	1,400	1,000
18	66601	5240	PHYS PLT ADM	GEN SUPPLIES	500	1,500
18	66601	5262	PHYS PLT ADM	UNIFORMS	9,000	9,000
18	66601	5301	PHYS PLT ADM	POSTAGE ALLOCATION	50	50
18	66601	5311	PHYS PLT ADM	DUES & MEMBERSHIPS	-	600
18	66601	5370	PHYS PLT ADM	SOFTWARE MAINT AGREE	5,805	6,310
18	66601	5383	PHYS PLT ADM	OPERATING LEASE	1,072	1,056
18	66601	5442	PHYS PLT ADM	INTERNAL PRINTING	50	75
18	66601	5512	PHYS PLT ADM	TELEPHONE-LONG DIST	50	50
18	66601	5514	PHYS PLT ADM	CELLULAR ACCESS	1,617	2,800
66601 Total					19,544	22,441
18	66602	5340	PROP INSUR	INSURANCE	199,000	210,000
66602 Total					199,000	210,000
18	66603	5240	GEN MAINT	GEN SUPPLIES	2,000	2,000
18	66603	5249	GEN MAINT	SMALL TOOLS < \$100	1,000	1,000
18	66603	5351	GEN MAINT	EQUIPMENT RENTAL	17,840	3,000
18	66603	5360	GEN MAINT	EXTERMINATING	13,000	12,636
18	66603	5362	GEN MAINT	EQUIP REPAIRS	108,000	120,000
18	66603	5371	GEN MAINT	EQUIP MAINT AGREEMENT	81,852	75,000
18	66603	5407	GEN MAINT	CONTRACT SERVICES	24,000	22,300
18	66603	5417	GEN MAINT	INSPECTIONS, LICENSE, REG	30,000	26,200
18	66603	5514	GEN MAINT	CELLULAR ACCESS	2,884	2,800
66603 Total					280,576	264,936
18	66604	5240	CUSTODIAL	GEN SUPPLIES	2,000	2,000
18	66604	5407	CUSTODIAL	CONTRACT SERVICES	690,440	625,000
18	66604	5436	CUSTODIAL	CUSTODIAL-SPECIAL CLEANING	20,000	25,000
66604 Total					712,440	652,000
18	66605	5132	GROUND	CLASSIFIED-P/T	50,000	50,000
18	66605	5240	GROUND	GEN SUPPLIES	17,160	29,000
18	66605	5249	GROUND	SMALL TOOLS < \$100	250	500
18	66605	5305	GROUND	BASEBALL FIELD EXPENSES	8,500	8,500
18	66605	5306	GROUND	SOFTBALL FIELD EXPENSE	5,000	6,500
18	66605	5307	GROUND	DRIVING RANGE EXPENSE	3,000	3,000
18	66605	5351	GROUND	EQUIPMENT RENTAL	12,000	6,000
18	66605	5362	GROUND	EQUIP REPAIRS	15,100	15,100
18	66605	5365	GROUND	PARKING LOT REPAIRS	20,000	12,000
18	66605	5407	GROUND	CONTRACT SERVICES	-	3,900
18	66605	5514	GROUND	CELLULAR ACCESS	1,886	1,800
66605 Total					132,896	136,300
18	66606	5501	UTILITIES	ELECTRICITY	860,000	895,000
18	66606	5502	UTILITIES	NATURAL GAS	135,000	135,000
18	66606	5503	UTILITIES	WATER/SEWER	145,000	110,000
66606 Total					1,140,000	1,140,000
18	66608	5132	CONSTR	CLASSIFIED-P/T	5,000	10,000
18	66608	5240	CONSTR	GEN SUPPLIES	12,000	14,000
18	66608	5249	CONSTR	SMALL TOOLS < \$100	500	1,000

Current Unrestricted Expenditure Budgets by Department
(Excludes F/T Salaries, Employee Travel, and Capital)

<u>Fund</u>	<u>Dept</u>	<u>Object</u>	<u>Department Name</u>	<u>Object of Expenditure</u>	<u>FY2016 Budget</u>	<u>FY2015 Orig. Budget</u>
18	66608	5266	CONSTR	PAINT & SUPPLIES	15,000	20,000
18	66608	5363	CONSTR	BLDG REPAIRS/REMODEL	-	20,000
18	66608	5514	CONSTR	CELLULAR ACCESS	2,500	2,500
66608 Total					35,000	67,500
20	92000	5132	GLOBE THEATER	CLASSIFIED-P/T	5,000	-
20	92000	5308	GLOBE THEATER	CATERING CHARGES	800	-
20	92000	5407	GLOBE THEATER	CONTRACT SERVICES	5,000	-
20	92000	5436	GLOBE THEATER	CUSTODIAL-SPECIAL CLEANING	5,000	-
92000 Total					15,800	-
21	92100	5240	O'CUISINE	GEN SUPPLIES	2,500	2,500
21	92100	5699	O'CUISINE	COST OF GOODS SOLD	2,145	2,145
92100 Total					4,645	4,645
21	92101	5151	GRAB & GO	NON-WORK STUDY	23,000	23,000
21	92101	5240	GRAB & GO	GEN SUPPLIES	5,000	5,000
21	92101	5699	GRAB & GO	COST OF GOODS SOLD	17,000	17,000
92101 Total					45,000	45,000
21	92102	5240	CATERING	GEN SUPPLIES	2,000	2,000
21	92102	5699	CATERING	COST OF GOODS SOLD	2,700	2,700
92102 Total					4,700	4,700
22	92200	5132	ATH DIRECTOR	CLASSIFIED-P/T	1,000	1,000
22	92200	5151	ATH DIRECTOR	NON-WORK STUDY	2,500	2,500
22	92200	5226	ATH DIRECTOR	OFFICE SUPPLIES	1,000	1,000
22	92200	5240	ATH DIRECTOR	GEN SUPPLIES	700	700
22	92200	5262	ATH DIRECTOR	UNIFORMS	35,000	35,000
22	92200	5301	ATH DIRECTOR	POSTAGE ALLOCATION	300	300
22	92200	5311	ATH DIRECTOR	DUES & MEMBERSHIPS	600	600
22	92200	5318	ATH DIRECTOR	PUBLIC RELATIONS	3,500	3,500
22	92200	5383	ATH DIRECTOR	OPERATING LEASE	2,029	2,029
22	92200	5407	ATH DIRECTOR	CONTRACT SERVICES	41,000	41,000
22	92200	5411	ATH DIRECTOR	EXTERNAL PRINTING	3,000	3,000
22	92200	5426	ATH DIRECTOR	ADVERTISING/MARKETING	6,000	6,000
22	92200	5442	ATH DIRECTOR	INTERNAL PRINTING	600	600
22	92200	5470	ATH DIRECTOR	POST-C TRVL: GEN	35,000	35,000
22	92200	5512	ATH DIRECTOR	TELEPHONE-LONG DIST	100	100
92200 Total					132,329	132,329
22	92201	5226	BASKETBALL MEN	OFFICE SUPPLIES	150	150
22	92201	5240	BASKETBALL MEN	GEN SUPPLIES	6,500	6,500
22	92201	5301	BASKETBALL MEN	POSTAGE ALLOCATION	300	300
22	92201	5325	BASKETBALL MEN	RECRUITING TRAVEL	15,000	15,000
22	92201	5333	BASKETBALL MEN	GAME TRAVEL	18,000	18,000
22	92201	5512	BASKETBALL MEN	TELEPHONE-LONG DIST	200	200
92201 Total					40,150	40,150
22	92202	5240	BASKETBALL WOMEN	GEN SUPPLIES	7,000	7,000
22	92202	5301	BASKETBALL WOMEN	POSTAGE ALLOCATION	100	100
22	92202	5325	BASKETBALL WOMEN	RECRUITING TRAVEL	6,700	6,700
22	92202	5333	BASKETBALL WOMEN	GAME TRAVEL	20,000	20,000
22	92202	5349	BASKETBALL WOMEN	OFF CAMPUS BUS EXP	180	180
22	92202	5512	BASKETBALL WOMEN	TELEPHONE-LONG DIST	100	100
92202 Total					34,080	34,080
22	92204	5240	BASEBALL	GEN SUPPLIES	13,200	12,500
22	92204	5301	BASEBALL	POSTAGE ALLOCATION	100	400
22	92204	5325	BASEBALL	RECRUITING TRAVEL	10,000	10,000
22	92204	5333	BASEBALL	GAME TRAVEL	25,000	25,000
22	92204	5442	BASEBALL	INTERNAL PRINTING	50	200

Current Unrestricted Expenditure Budgets by Department
(Excludes F/T Salaries, Employee Travel, and Capital)

<u>Fund</u>	<u>Dept</u>	<u>Object</u>	<u>Department Name</u>	<u>Object of Expenditure</u>	<u>FY2016 Budget</u>	<u>FY2015 Orig. Budget</u>
22	92204	5512	BASEBALL	TELEPHONE-LONG DIST	-	250
92204 Total					48,350	48,350
22	92205	5240	SOFTBALL	GEN SUPPLIES	13,000	13,000
22	92205	5325	SOFTBALL	RECRUITING TRAVEL	9,000	9,000
22	92205	5333	SOFTBALL	GAME TRAVEL	29,500	29,500
92205 Total					51,500	51,500
22	92206	5240	GOLF MEN	GEN SUPPLIES	6,500	6,500
22	92206	5301	GOLF MEN	POSTAGE ALLOCATION	115	115
22	92206	5325	GOLF MEN	RECRUITING TRAVEL	1,000	1,000
22	92206	5333	GOLF MEN	GAME TRAVEL	16,000	16,000
22	92206	5512	GOLF MEN	TELEPHONE-LONG DIST	150	150
92206 Total					23,765	23,765
22	92207	5132	VOLLEYBALL	CLASSIFIED-P/T	5,000	5,000
22	92207	5223	VOLLEYBALL	SOFTWARE & COMPUTER SUPPLY	500	500
22	92207	5226	VOLLEYBALL	OFFICE SUPPLIES	500	500
22	92207	5240	VOLLEYBALL	GEN SUPPLIES	7,500	7,500
22	92207	5301	VOLLEYBALL	POSTAGE ALLOCATION	100	100
22	92207	5325	VOLLEYBALL	RECRUITING TRAVEL	8,000	8,000
22	92207	5333	VOLLEYBALL	GAME TRAVEL	16,000	16,000
22	92207	5512	VOLLEYBALL	TELEPHONE-LONG DIST	100	100
92207 Total					37,700	37,700
22	92209	5240	RODEO	GEN SUPPLIES	32,000	32,000
22	92209	5301	RODEO	POSTAGE ALLOCATION	225	225
22	92209	5311	RODEO	DUES & MEMBERSHIPS	300	300
22	92209	5325	RODEO	RECRUITING TRAVEL	5,200	5,200
22	92209	5333	RODEO	GAME TRAVEL	25,000	25,000
22	92209	5349	RODEO	OFF CAMPUS BUS EXP	1,000	1,000
22	92209	5442	RODEO	INTERNAL PRINTING	200	200
22	92209	5512	RODEO	TELEPHONE-LONG DIST	75	75
92209 Total					64,000	64,000
22	92211	5240	CROSS COUNTRY	GEN SUPPLIES	2,800	2,800
22	92211	5301	CROSS COUNTRY	POSTAGE ALLOCATION	50	50
22	92211	5325	CROSS COUNTRY	RECRUITING TRAVEL	1,800	1,800
22	92211	5333	CROSS COUNTRY	GAME TRAVEL	6,000	6,000
22	92211	5442	CROSS COUNTRY	INTERNAL PRINTING	50	50
22	92211	5512	CROSS COUNTRY	TELEPHONE-LONG DIST	50	50
92211 Total					10,750	10,750
22	92212	5240	TRACK & FIELD	GEN SUPPLIES	1,000	1,000
22	92212	5301	TRACK & FIELD	POSTAGE ALLOCATION	50	50
22	92212	5325	TRACK & FIELD	RECRUITING TRAVEL	1,000	1,000
22	92212	5333	TRACK & FIELD	GAME TRAVEL	3,000	3,000
22	92212	5442	TRACK & FIELD	INTERNAL PRINTING	50	50
22	92212	5512	TRACK & FIELD	TELEPHONE-LONG DIST	50	50
92212 Total					5,150	5,150
22	92214	5240	TRAINER	GEN SUPPLIES	18,000	18,000
22	92214	5301	TRAINER	POSTAGE ALLOCATION	-	-
22	92214	5311	TRAINER	DUES & MEMBERSHIPS	300	300
22	92214	5325	TRAINER	RECRUITING TRAVEL	250	250
22	92214	5333	TRAINER	GAME TRAVEL	4,500	4,500
22	92214	5340	TRAINER	INSURANCE	85,000	65,000
22	92214	5349	TRAINER	OFF CAMPUS BUS EXP	200	200
22	92214	5442	TRAINER	INTERNAL PRINTING	-	-
92214 Total					108,250	88,250
22	92215	5240	CHEER/DANCE	GEN SUPPLIES	4,300	4,300

Current Unrestricted Expenditure Budgets by Department
(Excludes F/T Salaries, Employee Travel, and Capital)

<u>Fund</u>	<u>Dept</u>	<u>Object</u>	<u>Department Name</u>	<u>Object of Expenditure</u>	<u>FY2016 Budget</u>	<u>FY2015 Orig. Budget</u>
22	92215	5301	CHEER/DANCE	POSTAGE ALLOCATION	50	50
22	92215	5325	CHEER/DANCE	RECRUITING TRAVEL	2,000	2,000
22	92215	5333	CHEER/DANCE	GAME TRAVEL	9,000	9,000
22	92215	5407	CHEER/DANCE	CONTRACT SERVICES	4,400	4,400
22	92215	5442	CHEER/DANCE	INTERNAL PRINTING	50	50
22	92215	5512	CHEER/DANCE	TELEPHONE-LONG DIST	30	30
92215 Total					19,830	19,830
23	92300	5383	BOOKSTORE	OPERATING LEASE	992	992
23	92300	5440	BOOKSTORE	INTERNAL CHARGE-BACK	(992)	(992)
92300 Total					-	-
24	92400	5240	CAFETERIA	GEN SUPPLIES	4,000	800
24	92400	5351	CAFETERIA	EQUIPMENT RENTAL	4,800	3,600
24	92400	5362	CAFETERIA	EQUIP REPAIRS	1,000	-
24	92400	5371	CAFETERIA	EQUIP MAINT AGREEMENT	1,547	-
24	92400	5407	CAFETERIA	CONTRACT SERVICES	6,600	6,600
24	92400	5512	CAFETERIA	TELEPHONE-LONG DIST	53	-
92400 Total					18,000	11,000
24	92402	5407	DEPARTMENTAL SALES	CONTRACT SERVICES	100,000	80,000
92402 Total					100,000	80,000
24	92403	5407	CATERING	CONTRACT SERVICES	50,000	50,000
92403 Total					50,000	50,000
24	92404	5407	MEAL PLANS	CONTRACT SERVICES	315,000	310,000
92404 Total					315,000	310,000
25	92503	5151	WRANGLER HALL	NON-WORK STUDY	2,500	2,500
25	92503	5240	WRANGLER HALL	GEN SUPPLIES	2,500	2,500
25	92503	5362	WRANGLER HALL	EQUIP REPAIRS	5,000	5,000
25	92503	5363	WRANGLER HALL	BLDG REPAIRS/REMODEL	5,000	5,000
25	92503	5436	WRANGLER HALL	CUSTODIAL-SPECIAL CLEANING	2,000	2,000
92503 Total					17,000	17,000
25	92506	5132	CENTURY COMMONS	CLASSIFIED-P/T	10,000	10,000
25	92506	5151	CENTURY COMMONS	NON-WORK STUDY	15,000	25,000
25	92506	5240	CENTURY COMMONS	GEN SUPPLIES	5,000	5,000
25	92506	5351	CENTURY COMMONS	EQUIPMENT RENTAL	10,000	8,200
25	92506	5362	CENTURY COMMONS	EQUIP REPAIRS	10,000	10,000
25	92506	5363	CENTURY COMMONS	BLDG REPAIRS/REMODEL	60,000	40,000
25	92506	5436	CENTURY COMMONS	CUSTODIAL-SPECIAL CLEANING	15,000	3,000
25	92506	5501	CENTURY COMMONS	ELECTRICITY	75,000	75,000
25	92506	5502	CENTURY COMMONS	NATURAL GAS	8,500	6,000
25	92506	5504	CENTURY COMMONS	CABLE TV	10,000	10,000
92506 Total					218,500	192,200
27	92700	5132	GOLF FACILITY	CLASSIFIED-P/T	20,000	20,000
27	92700	5151	GOLF FACILITY	NON-WORK STUDY	7,000	7,000
27	92700	5226	GOLF FACILITY	OFFICE SUPPLIES	250	250
27	92700	5240	GOLF FACILITY	GEN SUPPLIES	4,400	4,400
27	92700	5362	GOLF FACILITY	EQUIP REPAIRS	6,000	6,000
27	92700	5383	GOLF FACILITY	OPERATING LEASE	19,800	19,800
27	92700	5504	GOLF FACILITY	CABLE TV	600	600
27	92700	5699	GOLF FACILITY	COST OF GOODS SOLD	2,500	2,500
92700 Total					60,550	60,550
29	22602	5226	ST ACTIVITIES	OFFICE SUPPLIES	2,000	3,750
29	22602	5228	ST ACTIVITIES	SUBSCRIPTIONS	8,800	-
29	22602	5240	ST ACTIVITIES	GEN SUPPLIES	12,500	9,398
29	22602	5270	ST ACTIVITIES	ENTERTAINMENT SUPPLY	45,000	41,937
29	22602	5301	ST ACTIVITIES	POSTAGE ALLOCATION	-	-

Current Unrestricted Expenditure Budgets by Department
(Excludes F/T Salaries, Employee Travel, and Capital)

<u>Fund</u>	<u>Dept</u>	<u>Object</u>	<u>Department Name</u>	<u>Object of Expenditure</u>	<u>FY2016 Budget</u>	<u>FY2015 Orig. Budget</u>
29	22602	5304	ST ACTIVITIES	LAUNDRY EXP	-	-
29	22602	5308	ST ACTIVITIES	CATERING CHARGES	3,000	4,500
29	22602	5311	ST ACTIVITIES	DUES & MEMBERSHIPS	800	800
29	22602	5331	ST ACTIVITIES	STUDENT TRAVEL	10,000	7,350
29	22602	5349	ST ACTIVITIES	OFF CAMPUS BUS EXP	2,500	2,000
29	22602	5442	ST ACTIVITIES	INTERNAL PRINTING	2,000	3,000
29	22602	5450	ST ACTIVITIES	MISC EXPENSE	25,000	25,000
29	22602	5512	ST ACTIVITIES	TELEPHONE-LONG DIST	50	25
22602 Total					111,650	97,760
29	22603	5240	INTRAMURALS	GEN SUPPLIES	2,000	3,000
29	22603	5311	INTRAMURALS	DUES & MEMBERSHIPS	600	600
29	22603	5331	INTRAMURALS	STUDENT TRAVEL	3,000	2,400
22603 Total					5,600	6,000
29	22604	5226	ST CONGRESS	OFFICE SUPPLIES	325	325
29	22604	5240	ST CONGRESS	GEN SUPPLIES	2,000	7,000
29	22604	5311	ST CONGRESS	DUES & MEMBERSHIPS	225	225
29	22604	5331	ST CONGRESS	STUDENT TRAVEL	9,000	6,000
29	22604	5349	ST CONGRESS	OFF CAMPUS BUS EXP	250	250
29	22604	5442	ST CONGRESS	INTERNAL PRINTING	-	200
22604 Total					11,800	14,000
29	22605	5151	STUDENT PROGRAMMING BOARD	NON-WORK STUDY	-	4,000
29	22605	5240	STUDENT PROGRAMMING BOARD	GEN SUPPLIES	4,000	5,000
29	22605	5270	STUDENT PROGRAMMING BOARD	ENTERTAINMENT SUPPLY	12,000	10,000
29	22605	5308	STUDENT PROGRAMMING BOARD	CATERING CHARGES	2,000	2,000
29	22605	5442	STUDENT PROGRAMMING BOARD	INTERNAL PRINTING	-	1,000
22605 Total					18,000	22,000
29	22616	5699	CONCESSIONS	COST OF GOODS SOLD	6,000	6,000
22616 Total					6,000	6,000
Grand Total					17,362,323	16,759,308

2015-2016 Capital Budget - Current Unrestricted Funds

Division	Dept #	Dept Name	Description	Total Approved Amount
VPSS	10305	Marketing	SONY A-7S DSLR Camera Body	2,500
VPSS	10305	Marketing	Rokinon T-1.5 Cine Lens	1,799
VPSS	10305	Marketing	Libec ALLEX Tripod, Head & Sliders	765
VPSS	10305	Marketing	SDI Recorder - ATOMOS Shogun 4K HDMI/12	1,490
VPSS	10305	Marketing	Comodo Orbit Stabilization Rig (handheld)	799
VPSS	10350	Campus Police	Motorola APX6000 Li Model 2.5 Portable radio Motorola (2)	4,997
VPBA	10359	Transportation	Hybrid Car (Prius) P-8 Malibu Drivers Ed Car	30,000
VPBA	10359	Transportation	Toro Z Mower	12,000
VPIT	10361	Info Tech	Second server to add to the VDI project	35,000
VPIT	10361	Info Tech	Security Cameras	15,000
VPIT	10361	Info Tech	Colleague SQL Migration	32,000
VPIT	10361	Info Tech	Portal Upgrades	40,000
VPBA	10370	Gen Inst Exp	Unscheduled Furniture Budget	80,000
VPSS	22100	Records Office	Scanner	1,000
A&S	30300	Biology	Geppert Giant Dicot Flower Qty 1	620
A&S	30300	Biology	Bone Clones Hominid Study Set Qty 1	2,300
A&S	30300	Biology	Chimpanzee Skeleton Qty 1	3,050
A&S	30300	Biology	Human Kidney, Nephron, Glomerulus Set Qty 2	1,440
A&S	30300	Biology	Vertebral Column Qty 1	705
A&S	30903	Inst Music	Steinway Project - annual piano replacement	25,000
A&S	30903	Inst Music	Presonus 32-channel digital mixer (1/2 cost)	2,000
A&S	30904	Vocal Music	Presonus 32-channel digital mixer (1/2 cost)	2,000
A&S	31600	Chemistry	Ohaus Pioneer Balance (Qty 3)	3,600
CTWE	33500	Welding	50 Oxygen Regulators	6,500
CTWE	33500	Welding	1 metal chop saw	500

2015-2016 Capital Budget - Current Unrestricted Funds

Division	Dept #	Dept Name	Description	Total Approved Amount
CTWE	33500	Welding	10 cutting torches	3,000
CTWE	33560	Machine Tech	CNC Mill touch off sensor unit and Stylis unit	3,900
CTWE	33660	Surg Tech	Evergreen Medical quote for larger capital	42,730
CTWE	33660	Surg Tech	Tables (Qty 6)	1,410
CTWE	33660	Surg Tech	Wire shelving on wheels (Qty 10)	3,500
CTWE	33660	Surg Tech	Nesting standing tables (Qty 4)	1,276
CTWE	33660	Surg Tech	Chair dolly	350
CTWE	33660	Surg Tech	Patient care manikin	853
CTWE	33660	Surg Tech	Flexible Randy manikin	915
CTWE	33660	Surg Tech	Stacking padded chairs (Qty 12)	2,352
CTWE	33660	Surg Tech	Ergo step stools with cart	554
VPI	40101	Stu Learning Resources	LRC Software	12,000
VPI	40101	Stu Learning Resources	LRC Periodicals	12,200
VPI	40101	Stu Learning Resources	LRC Books	10,000
VPI	40101	Stu Learning Resources	LRC Faculty Requested Books	25,000
VPI	40101	Stu Learning Resources	LRC Faculty Request - Other Info Resources	50,500
CTWE	40505	Childrens Center	Storage Building (12x24) on concrete pad to replace 30 year-old shed (priority 1)	10,136
CTWE	40505	Childrens Center	Pretend refrigerator and stove (Priority 2)	330
CTWE	40505	Childrens Center	Motor Skills Basic Balance Beams (Priority 3)	245
CTWE	40505	Childrens Center	Adjustable Easel (priority 5)	175
CTWE	40505	Childrens Center	Crawl Through Log (priority 6)	300
VPI	46100	SSC	Webcams for remote tutoring	1,020
Pres	55110	Sport Ctr Facility	Dryer	1,348
Pres	55111	Sport Ctr Programs	Multi-Purpose storage Rack	460
VPBA	66603	Gen Maint	Building Power Meter to monitor electrical usage	2,500

2015-2016 Capital Budget - Current Unrestricted Funds

Division	Dept #	Dept Name	Description	Total Approved Amount
Aux	92205	Softball	New Field cart/groomer	15,000
Aux	22-92209	Rodeo	Replace Bucking Shoots at Rodeo Arena (Phase 2 arena improvements)	12,859
Aux	25-92506	Century Commons	Replacement Furniture	100,000
Aux	29-22602	Student Activities	2 gaming computers	3,000
			TOTAL	<u><u>622,978</u></u>

2015-2016 Capital Requests Funded through Perkins Grant

Division	Dept #	Dept Name	Description	Perkins Grant
CTWE	33210	Culinary	Samsung 4-cu ft. top load washer	494
CTWE	33210	Culinary	Samsung 7.2-cu ft. electric dryer	494
CTWE	33210	Culinary	Kitchen Aid Artisan series 5 quart 10 speed mixers	1,596
CTWE	33210	Culinary	Ninja black 3 speed blenders	282
CTWE	33510	Auto	Ford IDS scan tool	3,000
CTWE	33510	Auto	AET -115 Electronics Trainer	16,950
CTWE	33510	Auto	Mac 1900 series Tool Storage Unit	27,526
CTWE	33510	Auto	CDX Computer Lab	4,094
CTWE	33520	Diesel	CDX Computer Lab & Mitchell's Software	5,539
CTWE	33530	Cosmetology	Glass Bead Sterilization	64
CTWE	33530	Cosmetology	UV Sterilizer	180
CTWE	33530	Cosmetology	54 W UV Light	120
CTWE	33530	Cosmetology	Burmax Pedicure Stool	175
CTWE	33530	Cosmetology	Nail Technicians Practice Hand	85
CTWE	33540	Fire Tech	32 Apple iPads	16,000
CTWE	33540	Fire Tech	2 Bretford Charging stations	6,000
CTWE	33540	Fire Tech	Keiser Sled	3,000
CTWE	33550	Criminal Justice	Digital Cameras (5 @ 330.00)	1,650
CTWE	33560	Machine Tech	Surface Grinder (needed for accreditation)	24,400
CTWE	33560	Machine Tech	Acer E-Lathe 17" High Speed Precision Lathe	26,717
A&S	33580	Photography	i1Photo Pro 2 (pro calibration unit)	1,650
A&S	33580	Photography	Nikon D3300 DSLR Camera Kit Qty 2	1,294
A&S	33580	Photography	Canon Rebel T5i DSLR Camera Kit Qty 2	1,484
A&S	33580	Photography	Nikon 50mm f1.8D lens Qty 2	252
A&S	33580	Photography	Canon 50mm f1.8 lens Qty 2	238
A&S	33580	Photography	Fugifilm X100T camera and lens kit	1,299

2015-2016 Capital Requests Funded through Perkins Grant

Division	Dept #	Dept Name	Description	Perkins Grant
A&S	33580	Photography	Apple 27-inch: 3.5GHz with Retina 5K display	2,499
A&S	33580	Photography	Epson 595 Projection System for new Options Gallery	1,620
CTWE	33620	Voc Nursing Monahans	TAVNE conference 3 people @ 809	2,427
CTWE	33621	Voc Nursing Andrews	TAVNE conference 5 people @ 685	3,800
CTWE	33680	Rad Tech	Essentials of Digital Imaging Software	1,200
CTWE	33680	Rad Tech	Clinical Instructor Academy Software	1,100
CTWE	33690	EMS	Lateral Airway Management Trainer	2,200
CTWE	33691	Physical Therapy Asst	Interferential/Russian Simulator Machine	2,168
CE	Fund 13	CE Health Sciences	AHA Train the Trainer	3,000
			TOTAL	<u><u>164,597</u></u>

FACULTY SALARY SCHEDULE

September 2015 - August 2016

Reflects an average increase of 3% from FY2014-2015 for all eligible faculty.

9-MONTH FACULTY					
Step	Instructor	Asst Professor	Assoc Prof I	Assoc Prof II	Professor
1	43,148	44,442	45,775	47,149	
2	43,775	45,088	46,441	47,834	
3	44,402	45,734	47,106	48,519	49,933
4	45,030	46,380	47,771	49,204	50,639
5	45,657	47,026	48,437	49,889	51,344
6	46,284	47,671	49,102	50,574	52,050
7	46,911	48,317	49,768	51,259	52,756
8	47,539	48,963	50,433	51,944	53,461
9	48,166	49,609	51,098	52,629	54,167
10	48,793	50,255	51,764	53,314	54,872
11	49,420	50,901	52,429	53,999	55,578
12	50,048	51,546	53,094	54,684	56,283
13	50,675	52,192	53,760	55,369	56,989
14	51,302	52,838	54,425	56,054	57,694
15	51,930	53,484	55,091	56,739	58,400
16	52,557	54,130	55,756	57,424	59,106
17	53,184	54,775	56,421	58,108	59,811
18	53,811	55,421	57,087	58,793	60,517
19	54,439	56,067	57,752	59,478	61,222
20	55,066	56,713	58,417	60,163	61,928
21	55,693	57,359	59,083	60,848	62,633
22	56,320	58,004	59,748	61,533	63,339
23	56,948	58,650	60,414	62,218	64,044
24	57,575	59,296	61,079	62,903	64,750
25	58,202	59,942	61,744	63,588	65,455
26	58,829	60,588	62,410	64,273	66,161
27	59,457	61,234	63,075	64,958	66,867
28	60,084	61,879	63,741	65,643	67,572
29	60,711	62,525	64,406	66,328	68,278
30	61,339	63,171	65,071	67,013	68,983
31	61,966	63,817	65,737	67,698	69,689
32	62,593	64,463	66,402	68,383	70,394
33					71,100
34					71,805
35					72,511
36					73,217
37					73,922
38					74,628
39					75,333
40					76,039
41					76,744

12-MONTH FACULTY					
Step	Instructor	Asst Professor	Assoc Prof I	Assoc Prof II	Professor
1	53,633	55,242	56,899	58,607	
2	54,412	56,045	57,726	59,458	
3	55,192	56,847	58,553	60,309	62,067
4	55,972	57,650	59,380	61,161	62,944
5	56,751	58,453	60,207	62,012	63,821
6	57,531	59,256	61,034	62,864	64,698
7	58,311	60,058	61,861	63,715	65,575
8	59,091	60,861	62,688	64,566	66,452
9	59,870	61,664	63,515	65,418	67,329
10	60,650	62,467	64,342	66,269	68,206
11	61,430	63,269	65,169	67,120	69,083
12	62,209	64,072	65,996	67,972	69,960
13	62,989	64,875	66,823	68,823	70,837
14	63,769	65,678	67,651	69,675	71,714
15	64,548	66,480	68,478	70,526	72,591
16	65,328	67,283	69,305	71,377	73,468
17	66,108	68,086	70,132	72,229	74,345
18	66,887	68,889	70,959	73,080	75,222
19	67,667	69,691	71,786	73,932	76,099
20	68,447	70,494	72,613	74,783	76,976
21	69,227	71,297	73,440	75,634	77,853
22	70,006	72,100	74,267	76,486	78,730
23	70,786	72,902	75,094	77,337	79,607
24	71,566	73,705	75,921	78,189	80,484
25	72,345	74,508	76,748	79,040	81,361
26	73,125	75,310	77,575	79,891	82,238
27	73,905	76,113	78,402	80,743	83,115
28	74,684	76,916	79,229	81,594	83,992
29	75,464	77,719	80,057	82,446	84,869
30	76,244	78,521	80,884	83,297	85,746
31	77,024	79,324	81,711	84,148	86,623
32	77,803	80,127	82,538	85,000	87,500
33					88,377
34					89,254
35					90,131
36					91,008
37					91,885
38					92,762
39					93,639
40					94,516
41					95,393

**CLASSIFIED SALARY SCALES
FOR FY2015-2016**

Reflects an increase in salary of 4.1% from FY2014-2015 for all eligible classified employees.

STEP	Secretary/ Clerk I	Secretary/ Clerk II	Secretary/ Clerk III	Secretary/ Clerk IV	Secretary/ Clerk V	Physical Plant I	Physical Plant II	Physical Plant III	Physical Plant IV	Physical Plant V	Teacher CC I	Teacher CC II	Teacher CC III	Teacher CC IV	Teacher CC V
1	20,448	22,289	24,295	26,481	28,865	23,004	25,075	27,331	29,791	32,472	21,579	23,403	25,509	27,805	30,309
2	20,820	22,694	24,736	26,963	29,390	23,423	25,531	27,828	30,333	33,062	21,969	23,828	25,973	28,311	30,859
3	21,192	23,099	25,178	27,445	29,914	23,841	25,986	28,325	30,874	33,652	22,360	24,254	26,437	28,817	31,410
4	21,563	23,504	25,619	27,927	30,439	24,259	26,442	28,821	31,415	34,243	22,750	24,680	26,902	29,323	31,961
5	21,935	23,909	26,060	28,409	30,964	24,678	26,898	29,318	31,957	34,833	23,140	25,106	27,366	29,829	32,511
6	22,307	24,314	26,502	28,891	31,488	25,096	27,354	29,814	32,498	35,423	23,531	25,532	27,830	30,335	33,062
7	22,678	24,719	26,943	29,373	32,013	25,515	27,810	30,311	33,039	36,013	23,921	25,957	28,294	30,841	33,613
8	23,050	25,123	27,385	29,855	32,537	25,933	28,266	30,807	33,581	36,604	24,312	26,383	28,759	31,347	34,164
9	23,421	25,528	27,826	30,337	33,062	26,352	28,722	31,304	34,122	37,194	24,702	26,809	29,223	31,853	34,714
10	23,793	25,933	28,267	30,819	33,587	26,770	29,178	31,800	34,663	37,784	25,092	27,235	29,687	32,358	35,265
11	24,165	26,338	28,709	31,301	34,111	27,189	29,634	32,297	35,205	38,374	25,483	27,660	30,152	32,864	35,816
12	24,536	26,743	29,150	31,783	34,636	27,607	30,090	32,794	35,746	38,965	25,873	28,086	30,616	33,370	36,366
13	24,908	27,148	29,591	32,265	35,161	28,026	30,546	33,290	36,287	39,555	26,263	28,512	31,080	33,876	36,917
14	25,280	27,553	30,033	32,747	35,685	28,444	31,002	33,787	36,828	40,145	26,654	28,938	31,544	34,382	37,468
15	25,651	27,958	30,474	33,229	36,210	28,863	31,458	34,283	37,370	40,735	27,044	29,363	32,009	34,888	38,018
16	26,023	28,363	30,916	33,711	36,735	29,281	31,914	34,780	37,911	41,326	27,435	29,789	32,473	35,394	38,569
17	26,395	28,768	31,357	34,193	37,259	29,700	32,370	35,276	38,452	41,916	27,825	30,215	32,937	35,900	39,120
18	26,766	29,173	31,798	34,675	37,784	30,118	32,826	35,773	38,994	42,506	28,215	30,641	33,402	36,406	39,670
19	27,138	29,578	32,240	35,157	38,309	30,537	33,282	36,269	39,535	43,096	28,606	31,067	33,866	36,912	40,221
20	27,509	29,983	32,681	35,639	38,833	30,955	33,738	36,766	40,076	43,687	28,996	31,492	34,330	37,418	40,772
21	27,881	30,388	33,123	36,121	39,358	31,374	34,194	37,263	40,618	44,277	29,386	31,918	34,794	37,924	41,322
22	28,253	30,793	33,564	36,603	39,883	31,792	34,650	37,759	41,159	44,867	29,777	32,344	35,259	38,430	41,873
23	28,624	31,198	34,005	37,085	40,407	32,211	35,106	38,256	41,700	45,457	30,167	32,770	35,723	38,935	42,424
24	28,996	31,603	34,447	37,567	40,932	32,629	35,562	38,752	42,242	46,048	30,558	33,195	36,187	39,441	42,975
25	29,368	32,008	34,888	38,049	41,457	33,048	36,018	39,249	42,783	46,638	30,948	33,621	36,652	39,947	43,525
26	29,739	32,413	35,329	38,531	41,981	33,466	36,474	39,745	43,324	47,228	31,338	34,047	37,116	40,453	44,076
27	30,111	32,818	35,771	39,013	42,506	33,885	36,929	40,242	43,866	47,818	31,729	34,473	37,580	40,959	44,627
28	30,483	33,222	36,212	39,494	43,031	34,303	37,385	40,738	44,407	48,409	32,119	34,898	38,044	41,465	45,177
29	30,854	33,627	36,654	39,976	43,555	34,722	37,841	41,235	44,948	48,999	32,509	35,324	38,509	41,971	45,728
30	31,226	34,032	37,095	40,458	44,080	35,140	38,297	41,732	45,490	49,589	32,900	35,750	38,973	42,477	46,279