

# BUDGET BOOK

Fiscal Year 2016-2017

Approved Budget

September 6, 2016



Dallas County  
Community Colleges

**SMART STARTS HERE.**

Brookhaven  
Cedar Valley  
Eastfield  
El Centro  
Mountain View  
North Lake  
Richland  
Dallas Colleges Online

**DALLAS COUNTY COMMUNITY COLLEGE DISTRICT  
BUDGET BOOK  
FISCAL YEAR 2016-2017**

**TABLE OF CONTENTS**

I.	2016-2017 Budget Highlights	3
II.	2016-2017 Proposed Budgets	7
	Rainy Day Fund	13
	2015-2016 Monthly Investment Holdings	14
	Compensation Recommendations	15
III.	Unrestricted Operating Budget	18
IV.	Auxiliary Fund	26
V.	Special Items	28
VI.	Repairs and Renovation Fund	43
VII.	Deferred Maintenance Projects/Unexpended Plant Fund	45
VIII.	Contracts and Interlocal Agreements	52
IX.	Repetitive Purchases, Licensing and Other Agreements	61
X.	Pricing Agreements	64



## 2016-2017 Budget Highlights

**Mission:** To equip students for successful living and responsible citizenship in a rapidly changing local, national and world community.

### **Strategic (Thematic) Priorities:**

- Employee Success
- Student Success
- Community Engagement
- Institutional Effectiveness

### **Strategic Budget Priorities:**

- Increase our ability to respond rapidly to current and emerging workforce gaps through our partnering with employers and other education providers, innovative approaches to instructional delivery, competency-based approaches, and aligning our programs and solutions with areas where jobs are going unfilled.
- Address college and career readiness and increase college credits, certificates, and degrees for our younger students through expansion of early college high schools and charter schools and through preK-12 partnerships while creating pathways for seamless transition of DCCCD students to four-year colleges and universities.
- Invest in contemporary software solutions that better serve our students, non-consumers, and employees.
- Build on increasing success in production of high value certificates and degrees, and successful transfers to four-year universities by creating innovative public/private partnerships for workforce and economic development opportunities.

The FY2016-2017 budget has been built with the District's mission, strategic thematic priorities and strategic budget priorities in mind and is comprised of the following considerations:

- No increase in tuition
- A provision for an enrollment increase of 4%
- An increase in property valuation resulting in an additional 10% of tax revenue

1. The 2016-2017 budgets are comprised of the following components:

Budgets submitted for approval:

- |                                 |                |
|---------------------------------|----------------|
| • Unrestricted Operating Funds  | \$ 421,574,328 |
| - Includes Deferred Maintenance |                |
| • Auxiliary                     | \$ 10,573,641  |
| • Special Items                 | \$ 24,076,329  |

- Repairs & Renovation \$ 9,752,786
- Richland Collegiate High School \$ 4,540,968

Budgets submitted for informational purposes:

- Restricted \$ 147,922,400
- Debt Service \$ 41,036,331
- Quasi-Endowment \$ 453,328

2. Talent Central will continue to review current salary schedules for Staff and Administrator employee groups. To support this initiative, \$9,200,000 will be set aside specifically for salary adjustments. There is also a provision in the amount of \$2,565,187 for unfunded state benefits.
3. To support the District’s mission to maintain a safe learning and workplace environment, \$11,369,780 will be set aside specifically for security upgrades and college police and public safety enhancements.
4. Technology provisions total \$5,560,000.
5. In support of Districtwide initiatives for programs and pathways and to provide transportation accessibility for our students, we have set aside \$12,477,876; federal mandates related to Title IX will be addressed through a provision of \$800,000.
6. To accomplish established Facilities management goals, \$16,550,589 will be set aside for the following and will include:

A & E:	\$ 991,269
Construction:	\$ 12,776,281
Contingency not to exceed:	<u>\$ 2,783,039</u>
	\$ 16,550,589

Note: Any changes to these totals will be brought to the Board for approval.

## 2016-2017 Proposed Change Comments

### **Unrestricted Operating Funds**

#### Revenue

- Taxes: Increased property valuation resulting in anticipated 10% increase in tax revenue
- Federal & State Grants: State legislation changes resulted in decrease to work study revenue, however, federal work study has been increased to offset the variance.
- General Revenue: Includes revenue generated from space lease/rental, testing center, copy machines, ticket sales, and the child care center. Tuition installment payments were classified as general revenue for FY2015-2016; it is now being classified with overall tuition. This reclassification resulted in a decrease of approximately \$813,000 in general revenue. The remaining decrease can be attributed to decrease in space lease/rental and other miscellaneous revenue shifts.

#### Expenses

- Salaries & Wages: Increase due to raises and job evaluations in FY2015-2016.
- Staff Benefits: Increase due to additional benefits payable consistent with salaries.
- Small Business Innovation Center (Bill J. Priest): Year 1 of location being separated from college allocation as a community campus.
- Provisions
  - Board Election Expense: Decrease due to no election anticipated in FY2016-2017.
  - Board Strategic Initiatives: Decrease due to item being included as part of the Program & Pathways provision.
  - College Police & Public Safety Enhancements: Increased to provide for police staffing, equipment, networked security cameras and single button emergency call intercom.
  - Districtwide DART program: Increase due to DART for all students districtwide initiative.
  - IT Telephony Upgrade / Technology Purchases: Increased in support of the budget strategic priority to invest in contemporary software solutions that better serve our students, non-consumers, and employees.
  - Talent Acquisitions: Decreased as a result of major positions being filled in FY2015-2016.
  - Title IX: Increased as part of federal mandate.

- Unfunded State Benefits: Decreased due to allocation of funds to colleges as part of the FY2016-2017 allocation. District held the unfunded state benefits for the entire district during FY2015-2016.

### **Auxiliary Fund**

Revenue is slightly increased due to income from space rental and vending machines.

Expenses are increased mainly due to salary adjustments for employees based on raises and job evaluations in FY2015-2016.

### **Repair & Renovation Fund**

Revenue and expenditures reflect an increase in funds that have been transferred-in from the unrestricted operating fund for the purpose of IT telephony upgrades as well as deferred maintenance projects that are not capitalized.

### **Quasi-endowment Fund**

Revenue increase is due to the Four Seasons contract.

### **College Allocation**

Added: \$1.5 million for benefits that had previously been held as a district provision.

Added: \$5.5 million for tuition waivers

Smoothing Adjustment: A methodology used to provide funding to community campuses as the community campuses do not have the ability to be recognized for performance funding and to keep the colleges whole by allowing those colleges that demonstrate substantial growth to share with their sister schools.

*Note: Correction to El Centro prior year original allocation has been included in this version for more reflective comparison.*

**DALLAS COUNTY COMMUNITY COLLEGE DISTRICT  
2016-2017 PROPOSED BUDGETS**

**Unrestricted Operating Funds**

	Approved FY2015-16	Proposed FY2016-17	Proposed Change	% FY17 vs. FY16
Revenues & Additions				
State Appropriations	\$ 85,227,607	\$ 85,655,418	\$ 427,811	0.5%
Tuition	103,994,918	102,963,967	(1,030,951)	(1.0%)
Taxes for Current Operations	201,067,000	223,160,000	22,093,000	9.9%
Federal Grants and Contracts	985,203	1,144,137	158,934	13.9%
State Grants and Contracts	158,779	-	(158,779)	(100.0%)
Investment Income	2,274,436	2,591,746	317,310	12.2%
General Revenue	3,201,075	1,859,060	(1,342,015)	(72.2%)
<b>TOTAL AVAILABLE REVENUE</b>	<b>396,909,018</b>	<b>417,374,328</b>	<b>20,465,310</b>	<b>4.9%</b>
Enrollment Growth	-	4,200,000	4,200,000	100.0%
<b>TOTAL BUDGETED OPERATING REVENUE</b>	<b>396,909,018</b>	<b>421,574,328</b>	<b>24,665,310</b>	<b>5.9%</b>

	Approved FY2015-16	Proposed FY2016-17	Proposed Change	% FY17 vs. FY16
Expenditures & Uses by Classification				
Salaries and Wages	\$ 240,961,692	\$ 248,735,443	\$ 7,773,751	3.1%
Staff Benefits	29,533,082	31,459,276	1,926,194	6.1%
Purchased Services	16,497,932	15,963,672	(534,260)	(3.3%)
Operating Expenses	41,730,589	41,139,236	(591,353)	(1.4%)
Supplies and Equipment	8,108,218	8,204,499	96,281	1.2%
<b>SPECIAL ITEMS</b>				
Small Business Innovation Center (Bill J. Priest)	-	5,000,000	5,000,000	100.0%
College Held Contingencies	1,277,754	1,033,562	(244,192)	(23.6%)
Provision - Board Election Expense	884,708	-	(884,708)	(100.0%)
Provision - Board Strategic Initiatives	1,620,000	-	(1,620,000)	(100.0%)
Provision - College Police & Public Safety Enhancements	-	8,997,780	8,997,780	100.0%
Provision - Compensation	9,200,000	9,200,000	-	0.0%
Provision - Districtwide DART program for students	-	1,300,000	1,300,000	100.0%
Provision - Districtwide Security Upgrades	2,372,000	2,372,000	-	0.0%
Provision - IT Telephony Upgrade	1,900,000	3,600,000	1,700,000	47.2%
Provision - Programs & Pathways	11,000,000	11,177,876	177,876	1.6%
Provision - Talent Acquisitions	796,491	-	(796,491)	(100.0%)
Provision - Technology Purchases	-	1,960,000	1,960,000	100.0%
Provision - Title IX	-	800,000	800,000	100.0%
Provision - Unfunded State Benefits	4,252,755	2,565,187	(1,687,568)	(65.8%)
Total	370,135,221	393,508,531	23,373,310	5.9%
Transfers				
Mandatory Transfers:				
Tuition to Debt Service Fund	2,908,000	-	(2,908,000)	(100.0%)
Non-mandatory Transfers:				
Auxiliary Fund	7,865,797	7,865,797	-	0.0%
Unexpended Plant Fund	16,000,000	16,000,000	-	0.0%
Total Transfers	26,773,797	23,865,797	(2,908,000)	(12.2%)
Enrollment Growth	-	4,200,000	4,200,000	100.0%
<b>TOTAL OPERATING EXPENDITURES</b>	<b>396,909,018</b>	<b>421,574,328</b>	<b>24,665,310</b>	<b>5.9%</b>

**DALLAS COUNTY COMMUNITY COLLEGE DISTRICT  
2016-17 PROPOSED BUDGETS**

**Auxiliary Fund**

	<u>Approved FY2015-16</u>	<u>Proposed FY2016-17</u>	<u>Proposed Change</u>	<u>% FY17 vs. FY16</u>
Revenues & Additions				
Sales & Services	\$ 1,743,751	\$ 2,230,676	\$ 486,925	21.8%
Investment Income	124,911	237,200	112,289	47.3%
Transfers-in	7,865,797	7,865,797	-	0.0%
Total Auxiliary Fund Revenues & Additions	<u>9,734,459</u>	<u>10,333,673</u>	<u>599,214</u>	<u>5.8%</u>
Expenditures & Uses				
Student Activities	\$ 8,036,256	\$ 9,466,826	\$ 1,430,570	15.1%
Sales & Services	1,448,903	866,847	(582,056)	(67.1%)
Transfers-out	249,300	-	(249,300)	(100.0%)
Total Auxiliary Fund Expenditures & Uses	<u>9,734,459</u>	<u>10,333,673</u>	<u>599,214</u>	<u>5.8%</u>

**Special Items & Carry-Forwards**

	<u>Previously Approved FY2015-2016</u>	<u>New Requests FY2016-2017</u>
Pre-Approved & Planned Expenditures & Uses:		
Prior Year Encumbrance & Carry Forwards	\$ 11,140,759	\$ -
Facilities, Supplies & Equipment	7,478,233	16,484,583
Institutional Support, Operating Expenses	-	1,131,817
Instruction	-	1,449,927
Student Services	-	459,961
Technology	-	4,550,041
Total Special Items & Carry-Forwards	<u>18,618,992</u>	<u>24,076,329</u>



**DALLAS COUNTY COMMUNITY COLLEGE DISTRICT  
2016-17 PROPOSED BUDGETS**

**Repairs & Renovation Fund**

	<u>Approved FY2015-16</u>	<u>Proposed FY2016-17</u>	<u>Proposed Change</u>	<u>% FY17 vs. FY16</u>
Revenues & Additions:				
Transfers-in	\$ 4,578,029	\$ 9,752,786	\$ 5,174,757	53.1%
Total Repairs & Renovation Fund Revenue	<u>4,578,029</u>	<u>9,752,786</u>	<u>5,174,757</u>	<u>53.1%</u>
Expenditures & Uses:				
Purchased Services	\$ 51,668	\$ 480,976	\$ 429,308	89.3%
Operating Expenses	4,365,835	9,264,358	4,898,523	52.9%
Supplies & Equipment	160,526	7,452	(153,074)	n/a
Total Repairs & Renovation Fund Expenditures	<u>4,578,029</u>	<u>9,752,786</u>	<u>5,174,757</u>	<u>53.1%</u>

**Richland Collegiate High School**

	<u>2015-16 Summer Revision</u>	<u>Proposed FY2016-17</u>	<u>Proposed Change</u>	<u>% FY17 vs. FY16</u>
Revenues & Additions				
State Funding	\$ 4,123,192	\$ 4,486,484	\$ 363,292	8.1%
Investment Income	19,763	26,638	6,875	25.8%
Transfers-in: Capital Budget	-	27,846	27,846	100.0%
Total Richland Collegiate High School Revenues & Additions	<u>4,142,955</u>	<u>4,540,968</u>	<u>398,013</u>	<u>8.8%</u>
Expenditures & Uses				
Instruction	\$ 2,264,517	\$ 2,203,623	\$ (60,894)	(2.8%)
Public Service	324,025	361,845	37,820	10.5%
Academic Support	195,750	263,500	67,750	25.7%
Student Services	535,263	617,000	81,737	13.2%
Institutional Support	808,000	1,065,000	257,000	24.1%
Plant Operations & Maintenance	15,400	30,000	14,600	48.7%
Total Richland Collegiate High School Expenditures	<u>4,142,955</u>	<u>4,540,968</u>	<u>398,013</u>	<u>8.8%</u>

*Richland Collegiate High School submits budget for Board approval on August 2, 2016*

**DALLAS COUNTY COMMUNITY COLLEGE DISTRICT  
2016-17 PROPOSED BUDGETS**

**Restricted Fund**

	<u>Approved FY2015-16</u>	<u>Proposed FY2016-17</u>	<u>Proposed Change</u>	<u>% FY17 vs. FY16</u>
Revenues & Additions				
State Appropriations	\$ 21,167,000	\$ 24,030,000	\$ 2,863,000	11.9%
SBDC State Match	2,138,299	2,138,299	-	0.0%
Subtotal State Appropriations	<u>23,305,299</u>	<u>26,168,299</u>	<u>2,863,000</u>	<u>10.9%</u>
Grants & Contracts				
Federal	103,876,235	103,876,235	-	0.0%
State	9,523,323	9,523,323	-	0.0%
Local	8,242,818	8,242,818	-	0.0%
Transfers-in	76,725	76,725	-	0.0%
Total	<u>145,024,400</u>	<u>147,887,400</u>	<u>2,863,000</u>	<u>1.9%</u>
Richland Collegiate High School	35,000	35,000	-	0.0%
Total Restricted Fund Revenues & Additions	<u>145,059,400</u>	<u>147,922,400</u>	<u>2,863,000</u>	<u>1.9%</u>
Expenditures & Uses				
State Appropriations	\$ 21,167,000	\$ 24,030,000	\$ 2,863,000	11.9%
Grants & Contracts	29,555,092	29,555,092	-	0.0%
Scholarships	94,302,308	94,302,308	-	0.0%
Total	<u>145,024,400</u>	<u>147,887,400</u>	<u>2,863,000</u>	<u>1.9%</u>
Richland Collegiate High School	35,000	35,000	-	0.0%
Total Restricted Fund Expenditures & Uses	<u>145,059,400</u>	<u>147,922,400</u>	<u>2,863,000</u>	<u>1.9%</u>

**Debt Service Fund**

	<u>Approved FY2015-16</u>	<u>Proposed FY2016-17</u>	<u>Proposed Change</u>	<u>% FY17 vs. FY16</u>
Revenues & Additions:				
Investment Revenue	\$ 13,667	\$ 51,624	\$ 37,957	73.5%
Taxes (General Obligation Bonds)	34,082,504	40,984,707	6,902,203	16.8%
Transfers-in (Tuition)	2,908,000	-	(2,908,000)	(100.0%)
Total Debt Service Revenues & Additions	<u>37,004,171</u>	<u>41,036,331</u>	<u>4,032,160</u>	<u>9.8%</u>
Expenditures & Uses:				
General Obligation Bonds (Principal & Interest)	\$ 33,555,894	\$ 40,684,581	\$ 7,128,687	17.5%
Revenue Bonds (Principal & Interest)	2,887,133	-	(2,887,133)	(100.0%)
Uncollectible Tax Expense	233,144	-	(233,144)	(100.0%)
Tax Appraisal & Collection Fees	328,000	351,750	23,750	(100.0%)
Total Debt Service Expenditures	<u>37,004,171</u>	<u>41,036,331</u>	<u>4,032,160</u>	<u>9.8%</u>

**DALLAS COUNTY COMMUNITY COLLEGE DISTRICT  
2016-2017 PROPOSED BUDGETS**

**Quasi-endowment Fund**

	<u>Approved FY2015-16</u>	<u>Proposed FY2016-17</u>	<u>Proposed Change</u>	<u>% FY17 vs. FY16</u>
Revenues:				
Investment Income	\$ 45,476	\$ 53,328	\$ 7,852	14.7%
Lease Income	350,000	400,000	50,000	12.5%
Total Quasi-Endowment Revenues & Additions	<u>395,476</u>	<u>453,328</u>	<u>57,852</u>	<u>12.8%</u>
Expenditures:				
Transfers-Out Rising Star Program	\$ 395,476	\$ 453,328	\$ 57,852	12.8%
Total Quasi-Endowment Uses	<u>395,476</u>	<u>453,328</u>	<u>57,852</u>	<u>12.8%</u>

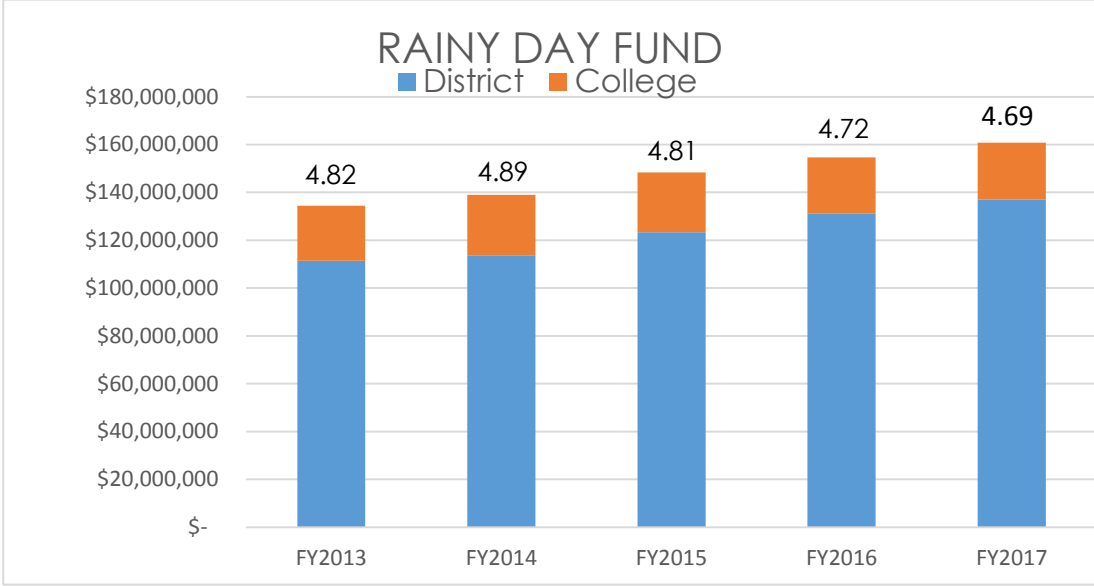
**Deferred Maintenance Projects**

	<u>Approved FY2015-16</u>	<u>Proposed FY2016-17</u>	<u>Proposed Change</u>	<u>% FY17 vs. FY16</u>
Revenues & Additions:				
Investment Revenue	\$ 386,892	\$ 550,589	\$ 163,697	29.7%
Transfers-in (for current year projects)	16,000,000	16,000,000	-	0.0%
Total Deferred Maintenance Revenues & Additions	<u>16,386,892</u>	<u>16,550,589</u>	<u>163,697</u>	<u>1.0%</u>
Expenditures & Uses:				
Construction	\$ 12,909,884	\$ 12,776,281	\$ (133,603)	(1.0%)
Architects/Design/Engineering	959,860	991,269	31,409	3.2%
Contingency	2,517,148	2,783,039	265,891	9.6%
Total Deferred Maintenance Expenditures & Uses	<u>16,386,892</u>	<u>16,550,589</u>	<u>163,697</u>	<u>1.0%</u>

**DALLAS COUNTY COMMUNITY COLLEGE DISTRICT  
2016-2017 PROPOSED BUDGETS**

**ALL FUNDS**

	<u>Approved FY2015-2016</u>	<u>Proposed FY2016-2017</u>	<u>Proposed Change</u>	<u>% FY17 vs. FY16</u>
Unrestricted Operating Budget - Fund 11	\$ 396,909,018	\$ 421,574,328	\$ 24,665,310	5.9%
Auxiliary - Fund 12	9,734,459	10,333,673	599,214	5.8%
Restricted - Fund 13	145,059,400	147,922,400	2,863,000	1.9%
Repairs & Renovation - Fund 16	4,578,029	9,752,786	5,174,757	53.1%
Debt Service - Fund 46	37,004,171	41,036,331	4,032,160	9.8%
Quasi-Endowment - Fund 58	395,476	453,328	57,852	12.8%
Special Items & Carry-Forwards	18,618,992	24,076,329	5,457,337	22.7%
Richland Collegiate High School	4,142,955	4,540,968	398,013	8.8%
	<u>616,442,500</u>	<u>659,690,143</u>	<u>43,247,643</u>	<u>6.6%</u>
<hr/>				
* <i>Deferred Maintenance - Fund 45</i>	<u>16,386,892</u>	<u>16,550,589</u>	<u>163,697</u>	<u>1.0%</u>
<i>included in total Unrestricted Operating Budget</i>				

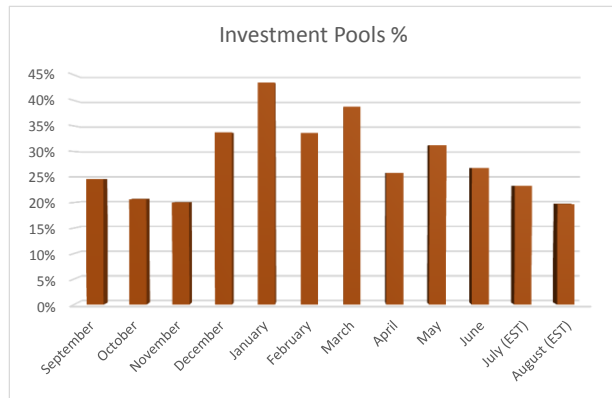
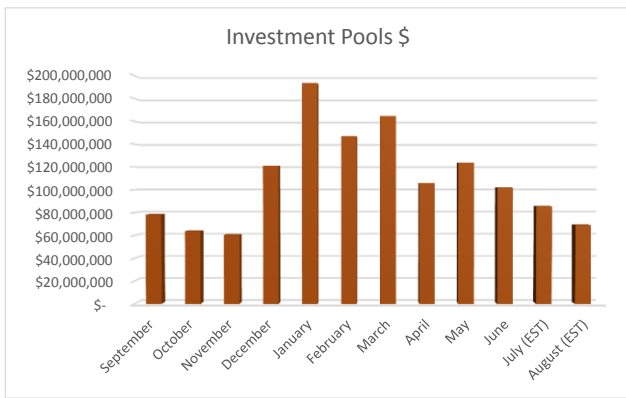


Required amount: \$164.2 million  
 District: \$140.5 million (4 months)  
 Colleges: \$23.7 million (1 month)

## FY2015-2016 MONTHLY INVESTMENT HOLDINGS

Monthly Market Values 2015-2016								
	Treasury	Agencies	Municipal	Commercial Paper	CD	Investment Pools	Banking	Total Holdings
September	\$ 7,000,000	\$ 170,805,000		\$ 50,000,000		\$ 78,211,057	\$ 11,788,626	\$ 317,804,683
October	\$ 7,000,000	\$ 163,805,000		\$ 55,000,000		\$ 63,720,850	\$ 19,365,611	\$ 308,891,461
November	\$ 7,000,000	\$ 170,805,000		\$ 55,000,000		\$ 60,432,022	\$ 9,093,073	\$ 302,330,096
December	\$ 7,000,000	\$ 175,805,000		\$ 45,000,000		\$ 121,082,518	\$ 10,499,621	\$ 359,387,139
January	\$ 7,000,000	\$ 184,843,000		\$ 45,000,000		\$ 193,115,105	\$ 14,493,749	\$ 444,451,854
February	\$ 7,000,000	\$ 209,430,000		\$ 60,000,000		\$ 146,834,747	\$ 13,271,066	\$ 436,535,813
March	\$ 7,000,000	\$ 209,430,000		\$ 35,000,000		\$ 164,452,801	\$ 9,167,123	\$ 425,049,924
April	\$ 7,000,000	\$ 257,430,000		\$ 30,000,000		\$ 105,837,318	\$ 9,469,395	\$ 409,736,713
May	\$ 7,000,000	\$ 228,680,000		\$ 30,000,000		\$ 123,875,529	\$ 7,344,909	\$ 396,900,438
June	\$ 7,000,000	\$ 235,930,000		\$ 30,000,000		\$ 101,856,922	\$ 6,170,826	\$ 380,957,748
July (EST)	\$ 7,000,000	\$ 232,930,000		\$ 30,000,000		\$ 85,475,427	\$ 12,000,000	\$ 367,405,427
August (EST)	\$ 7,000,000	\$ 232,930,000		\$ 30,000,000		\$ 68,997,699	\$ 12,000,000	\$ 350,927,699

Monthly Market Values 2015-2016 - %								
	Treasury	Agencies	Municipal	Commercial Paper	CD	Investment Pools	Banking	Liquidity
	Max - 100%	Max - 85%	Max - 85%	Max - 20%	Max - 100%	Max - 85%		Min - 10%
September	2%	54%	0%	16%	0%	25%	4%	25%
October	2%	53%	0%	18%	0%	21%	6%	23%
November	2%	56%	0%	18%	0%	20%	3%	19%
December	2%	49%	0%	13%	0%	34%	3%	32%
January	2%	42%	0%	10%	0%	43%	3%	38%
February	2%	48%	0%	14%	0%	34%	3%	32%
March	2%	49%	0%	8%	0%	39%	2%	36%
April	2%	63%	0%	7%	0%	26%	2%	23%
May	2%	58%	0%	8%	0%	31%	2%	28%
June	2%	62%	0%	8%	0%	27%	2%	23%
July (EST)	2%	63%	0%	8%	0%	23%	3%	22%
August (EST)	2%	66%	0%	9%	0%	20%	3%	21%



# **Compensation Recommendations**

## **FY2016-2017**

- Increase adjunct/extra service rates by \$50 (2.2%) for a 3-credit hour course and begin a deliberate and detailed review of faculty load in the DCCCD.
- Adjust administrative business & travel based on market review and competitive hiring considerations.
- Maintain all current salary schedules and continue to refine job profiles, titles and placement.
- Fund first year costs related to cycled job evaluation.
- Increase full-time salaries by an average of 3% using flat amounts and years of service to address longevity/compression on the faculty and staff schedules, and percentage increase on the administrative schedule.
- Fund milestone experience adjustments for faculty as approved in FY2015-2016 and add an additional milestone at 25 years of service (3%) to be effective in FY2017-2018.
- Fund faculty pay-for-performance adjustments as approved in FY2015-2016.

## **Faculty Adjustments**

- New 3-credit hour rate of \$2,324, a \$50 per course increase.
- Pay-for-Performance adjustments totaling approximately \$50,000 for 61 participants
- Milestone experience adjustments for 48 faculty at an estimated cost of \$133,820
- Base salary adjustment for all full-time faculty who were active in the role as of June 1, 2016 of \$1,600
- A compression adjustment to full-time faculty hired between 09/01/1981 and 09/01/2006 of \$795 (approximately 322 individuals).

## **Staff Adjustments**

- Includes both staff and safety & security schedules
- Compression/longevity adjustments for all full-time employees who were active in the role as of June 1, 2016:
  - 40 years or more service = \$2,100 to base
  - 30 years or more service = \$1,900 to base
  - 20 years or more service = \$1,700 to base
  - 10 years or more service = \$1,500 to base
  - Up to 9.99 years of service = \$1,300 to base

## **Administrative Adjustments**

- Business & Travel Adjustments
  - Ranges 1 and 2 = \$25 increase to \$100 monthly
  - Ranges 3, 4 and 5 = \$60 increase to \$150 monthly
  - Ranges 6, 7, 8 and 9 = \$82.50 increase to \$200 monthly
  - Ranges 10 = \$97.50 increase to \$300 monthly
  - Unbanded = increase to \$600-\$900 as contracted
- 3% salary adjustment for all full-time employees who were active in the role as of June 1, 2016



# Compensation Expense Summary

	2015/2016	2016/2017
<b>Compensation Budget</b>	<b>\$9,200,000</b>	<b>\$9,200,000</b>
<b>Less: Full-Time Faculty Adjustments</b>	<b>\$2,650,762</b>	<b>\$1,578,385 (3%)</b>
<b>Less: Milestone Experience Adjustments</b>	<b>-0-</b>	<b>\$133,820</b>
<b>Less: Pay-for-Performance Adjustments</b>	<b>-0-</b>	<b>\$50,000</b>
<b>Less: Adjunct Faculty Adjustments</b>	<b>-0-</b>	<b>\$1,100,000 (2.2%)</b>
<b>Less: Administrative Adjustments</b>	<b>\$1,036,108</b>	<b>\$801,511 (3%)</b>
<b>Less: Business &amp; Travel Adjustments</b>	<b>-0-</b>	<b>\$229,134</b>
<b>Less: Staff Adjustments (including Safety &amp; Security)</b>	<b>\$4,246,179</b>	<b>\$3,135,600 (3.14%)</b>
<b>Less: Cycled Job Evaluation</b>	<b>-0-</b>	<b>\$500,000</b>
<b>Estimated Balance</b>	<b>\$1,025,271 *</b>	<b>\$1,671,550*</b>

\*2015 - Earmarked for Technology Position review.

\*2016 - Earmarked for faculty load review, safety & security position review, FLSA updates, ACA compliance, dual credit staffing and additional job evaluation.



# DALLAS COUNTY COMMUNITY COLLEGE DISTRICT

## UNRESTRICTED OPERATING BUDGET

FISCAL YEAR 2016-2017

**Definition of Fund:**

These funds are available for the operating purposes of the organization to be spent as recommended by management within stated objectives of the organization. Except for state appropriations, these funds are “unrestricted” as to their use.

	Original Budget FY2015-16		Original FY2016-2017 vs. Original FY2015-16		
	7/9/2015		8/16/2016		
	Original Budget 2015-16	% to Total	Original 2016-17	% to Total	Amount Change
<b>STATE REVENUE - UNRESTRICTED</b>					
State Formula Funding + Base	77,808,121	19.6%	78,235,932	18.6%	427,811
Success Points	7,419,486	1.9%	7,419,486	1.8%	0
State Work Study	158,779	0.0%	0	0.0%	(158,779)
<b>TOTAL STATE REVENUE</b>	<b>85,386,386</b>	<b>21.5%</b>	<b>85,655,418</b>	<b>20.3%</b>	<b>269,032</b>
<b>FEDERAL WORK STUDY</b>	<b>985,203</b>	<b>0.2%</b>	<b>1,144,137</b>	<b>0.3%</b>	<b>158,934</b>
<b>TUITION AND FEES</b>					
Net Tuition	92,016,068	23.2%	87,866,223	20.8%	(4,149,845)
Net Continuing Ed	12,826,282	3.2%	15,097,744	3.6%	2,271,462
<b>TOTAL TUITION AND OTHER CHARGES</b>	<b>104,842,350</b>	<b>26.4%</b>	<b>102,963,967</b>	<b>24.4%</b>	<b>(1,878,383)</b>
<b>NET PROPERTY TAXES</b>	<b>201,067,000</b>	<b>50.7%</b>	<b>223,160,000</b>	<b>52.9%</b>	<b>20,533,000</b>
<b>INVESTMENT REVENUE</b>	<b>2,274,436</b>	<b>0.6%</b>	<b>2,591,746</b>	<b>0.6%</b>	<b>317,310</b>
<b>GENERAL REVENUE</b>	<b>2,353,643</b>	<b>0.6%</b>	<b>1,859,060</b>	<b>0.4%</b>	<b>(494,583)</b>
<b>TOTAL AVAILABLE REVENUE</b>	<b>396,909,018</b>	<b>100.0%</b>	<b>417,374,328</b>	<b>99.0%</b>	<b>20,465,310</b>
Enrollment Growth	0	0.0%	4,200,000	1.0%	4,200,000
<b>TOTAL BUDGETED REVENUE</b>	<b>396,909,018</b>	<b>100.0%</b>	<b>421,574,328</b>	<b>100.0%</b>	<b>24,665,310</b>
<b>COLLEGE OPERATIONS</b>					
Salaries & Wages	202,958,645	51.1%	210,841,782	50.0%	7,883,137
Staff Benefits	25,626,588	6.5%	26,981,322	6.4%	1,354,734
Purchased Services	6,022,305	1.5%	6,131,031	1.5%	108,726
Operating Expenditure	27,194,764	6.9%	26,693,374	6.3%	(501,390)
Supplies & Equipment	6,517,513	1.6%	6,316,022	1.5%	(201,491)
Other Expenditures & Transfers	603,905	0.2%	251,972	0.1%	(351,933)
<b>Total College Operations</b>	<b>268,923,720</b>	<b>67.8%</b>	<b>277,215,503</b>	<b>65.8%</b>	<b>8,291,783</b>
<b>COMMUNITY CAMPUS OPERATIONS</b>					
Salaries & Wages	7,859,785	2.0%	5,063,230	1.2%	(2,796,555)
Staff Benefits	481,446	0.1%	271,654	0.1%	(209,792)
Purchased Services	1,930,530	0.5%	526,269	0.1%	(1,404,261)
Operating Expenditure	1,942,508	0.5%	989,690	0.2%	(952,818)
Supplies & Equipment	319,714	0.1%	232,174	0.1%	(87,540)
Other Expenditures & Transfers	530,000	0.1%	618,399	0.1%	88,399
<b>Total Community Campus Operations</b>	<b>13,063,983</b>	<b>3.3%</b>	<b>7,701,416</b>	<b>1.8%</b>	<b>(5,362,567)</b>
<b>COLLEGE SERVICES</b>					
Salaries & Wages	15,266,596	3.8%	15,679,718	3.7%	413,122
Staff Benefits	787,761	0.2%	1,569,013	0.4%	781,252
Purchased Services	3,432,483	0.9%	3,310,336	0.8%	(122,147)
Operating Expenditure	5,836,609	1.5%	6,109,730	1.4%	273,121
Supplies & Equipment	716,616	0.2%	1,156,440	0.3%	439,824
Other Expenditures & Transfers	143,849	0.0%	163,191	0.0%	19,342
<b>Total College Services</b>	<b>26,183,914</b>	<b>6.6%</b>	<b>27,988,428</b>	<b>6.6%</b>	<b>1,804,514</b>
<b>TOTAL COLLEGE OPERATIONS &amp; SERVICES</b>	<b>308,171,617</b>	<b>77.6%</b>	<b>312,905,347</b>	<b>74.2%</b>	<b>4,733,730</b>
<b>DISTRICT OPERATIONS</b>					
Salaries & Wages	14,876,666	3.7%	17,150,713	4.1%	2,274,047
Staff Benefits	2,637,287	0.9%	2,637,287	0.6%	0
Purchased Services	5,112,614	1.3%	5,996,036	1.4%	883,422
Operating Expenditure	6,756,708	1.7%	7,346,442	1.7%	589,734
Supplies & Equipment	554,375	1.7%	499,863	0.1%	(54,512)
<b>TOTAL DISTRICT OPERATIONS</b>	<b>29,937,650</b>	<b>7.5%</b>	<b>33,630,341</b>	<b>8.0%</b>	<b>3,692,691</b>
Small Business Innovation Center (Bill J. Priest)	0	0.0%	5,000,000	1.2%	5,000,000
<b>TOTAL SMALL BUSINESS INNOVATION CENTER</b>	<b>0</b>	<b>0.0%</b>	<b>5,000,000</b>	<b>1.2%</b>	<b>5,000,000</b>
Mandatory Transfer - Tuition to Debt Service	2,908,000	0.7%	0	0.0%	(2,908,000)
Transfer Out - Unexpended Plant	16,000,000	4.0%	16,000,000	3.8%	0
Transfer Out - Auxiliary Fund	7,865,797	2.0%	7,865,797	1.9%	0
<b>TOTAL TRANSFERS</b>	<b>26,773,797</b>	<b>6.7%</b>	<b>23,865,797</b>	<b>5.7%</b>	<b>(2,908,000)</b>
PROVISION: Compensation	9,200,000	2.3%	9,200,000	2.2%	0
PROVISION: Unfunded State Benefits	4,252,755	1.2%	2,565,187	0.6%	(1,687,568)
PROVISION: Talent Acquisition Initiatives	796,491	0.2%	0	0.0%	(796,491)
PROVISION: Title IX	0	0.0%	800,000	0.2%	800,000
PROVISION: IP Telephony Upgrades (year 4 of 5)	1,900,000	0.5%	3,600,000	0.9%	1,700,000
PROVISION: Technology Purchases	0	0.0%	1,960,000	0.5%	1,960,000
PROVISION: Election Expense	884,708	0.1%	0	0.0%	(884,708)
PROVISION: Board Strategic Initiatives	1,620,000	0.4%	0	0.0%	(1,620,000)
PROVISION: Programs & Pathways	11,000,000	2.8%	11,177,876	2.7%	177,876
PROVISION: Districtwide DART program for students	0	0.0%	1,300,000	0.3%	1,300,000
PROVISION: Districtwide Security Upgrades	2,372,000	0.6%	2,372,000	0.6%	0
PROVISION: College Police & Public Safety Enhancements	0	0.0%	8,997,780	2.1%	8,997,780
<b>TOTAL PROVISIONS</b>	<b>32,025,954</b>	<b>14.8%</b>	<b>41,972,843</b>	<b>10.0%</b>	<b>9,946,889</b>
Enrollment Growth	0	0.0%	4,200,000	1.0%	4,200,000
<b>TOTAL EXPENDITURES</b>	<b>396,909,018</b>	<b>100.0%</b>	<b>421,574,328</b>	<b>100.0%</b>	<b>24,665,310</b>

DALLAS COUNTY COMMUNITY COLLEGE DISTRICT  
 PROPOSED 2016-17 OPERATING BUDGET  
**EXPENDITURES BY FUNCTION**

<b>UNRESTRICTED FUND</b>	<b>Proposed 2016-17</b>
Institutional Support	86,102,708
Student Services	41,338,700
Instruction	159,909,062
Academic Support	19,921,184
Public Service	4,190,759
Operation & Maintenance of Plant	34,752,847
College Reserves	5,320,428
Provisions - Designated	41,972,843
Provision for Enrollment Growth	4,200,000
Non-Mandatory Transfers:	
Auxiliary Fund	7,865,797
Unexpended Plant Fund	16,000,000
<b>Total Operating Budget</b>	<b>421,574,328</b>

**DALLAS COUNTY COMMUNITY COLLEGE DISTRICT**  
**2016-2017 BUDGET ALLOCATION**  
*Original Budget Allocation- Draft 5*  
Updated as of: 8/4/2016 2:13 p.m.

	BROOKHAVEN	CEDAR VALLEY	EASTFIELD	EL CENTRO	MOUNTAIN VIEW	NORTH LAKE	RICHLAND	COLLEGE TOTAL
<b>STATE CONTRIBUTION</b> 36.96%								
<b>State Funding:</b>								
Formula	\$ 10,775,676	\$ 5,939,019	\$ 12,242,135	\$ 13,433,264	\$ 7,037,528	\$ 9,851,903	\$ 17,544,759	\$ 76,824,284
Success Points	906,068	777,104	1,162,423	975,421	710,627	1,169,857	1,589,844	7,291,344
Benefits	2,701,274	1,703,835	2,818,450	2,959,601	1,990,570	2,153,228	3,823,748	18,150,706
Workstudy	111,204	86,823	233,107	220,917	147,775	123,394	220,917	1,144,137
<b>TOTAL STATE CONTRIBUTION</b>	<b>\$ 14,494,222</b>	<b>\$ 8,506,781</b>	<b>\$ 16,456,115</b>	<b>\$ 17,589,203</b>	<b>\$ 9,886,500</b>	<b>\$ 13,298,382</b>	<b>\$ 23,179,268</b>	<b>\$ 103,410,471</b>
<b>LOCAL CONTRIBUTION</b> 42.45%								
<b>Local- Student (Net Tuition)</b>								
Credit 100%	\$ 15,050,000	\$ 6,402,000	\$ 12,956,245	\$ 8,598,625	\$ 9,107,947	\$ 11,355,145	\$ 23,068,624	\$ 86,538,586
Cont Ed 100%	1,950,000	1,063,000	687,616	3,578,200	870,992	2,820,174	1,746,438	12,716,420
<b>Local-Taxes</b>								
Facilities Ops, Maint. & Security (\$4/Square)	2,569,764	2,077,107	2,509,928	2,517,672	2,093,104	2,557,900	2,944,888	17,270,363
<b>CONTRIBUTION</b>	<b>\$ 19,569,764</b>	<b>\$ 9,542,107</b>	<b>\$ 16,153,789</b>	<b>\$ 14,694,497</b>	<b>\$ 12,072,043</b>	<b>\$ 16,733,219</b>	<b>\$ 27,759,950</b>	<b>\$ 116,525,369</b>
<b>PERFORMANCE FUNDING</b> 10.88%								
Employment Outcomes:	\$ 1,411,897	\$ 1,099,160	\$ 1,356,058	\$ 1,511,688	\$ 1,328,291	\$ 1,324,612	\$ 1,268,294	\$ 9,300,000
Transfer Rates	953,867	753,717	768,426	738,339	802,404	1,234,492	948,755	6,200,000
Graduates in Critical Fields	590,011	1,238,850	651,851	1,723,957	687,674	779,618	528,039	6,200,000
Graduates: Degrees & Certificates (including	537,063	789,144	536,868	542,551	823,758	757,171	663,445	4,650,000
Course Completion Rates	649,789	657,308	651,939	679,697	642,715	636,887	654,401	4,572,736
<b>TOTAL PERFORMANCE FUNDING</b>	<b>\$ 4,142,627</b>	<b>\$ 4,538,179</b>	<b>\$ 3,965,142</b>	<b>\$ 5,196,232</b>	<b>\$ 4,284,842</b>	<b>\$ 4,732,780</b>	<b>\$ 4,062,934</b>	<b>\$ 30,922,736</b>
<b>BOARD PRIORITIES</b> 8.86%								
Adjunct Rule Change	\$ 328,595	\$ 151,933	\$ 259,105	\$ 293,608	\$ 180,179	\$ 231,773	\$ 515,350	\$ 1,960,543
DART Free Program				950,000				950,000
Dia de la Familia							10,000	10,000
Tuition Waivers	1,590,000	1,380,500	2,563,000	1,576,806	1,133,076	1,627,011	3,577,292	13,447,685
Allowance for lease expense				1,414,431				1,414,431
HCRC					250,000			250,000
Nursing/Allied Health Stipend	89,000	24,000		280,000	40,000			433,000
Prior Year Salary Adjustments	979,023	611,806	920,692	975,595	752,479	819,593	1,432,054	6,491,242
Visiting Scholars - Final allocation	23,000	-	23,000	-	-	-	34,500	80,500
Chancellor's Fellows	-	-	-	-	-	40,000	-	40,000
<b>TOTAL BOARD PRIORITIES</b>	<b>\$ 3,009,618</b>	<b>\$ 2,168,239</b>	<b>\$ 3,765,797</b>	<b>\$ 5,490,440</b>	<b>\$ 2,355,734</b>	<b>\$ 2,718,377</b>	<b>\$ 5,569,196</b>	<b>\$ 25,077,401</b>
<b>RECURRING ITEMS</b> 0.85%								
Misc College Income	\$ 115,800	\$ 64,650	\$ 389,200	\$ 771,736	\$ 150,100	\$ 572,027	\$ 62,000	\$ 2,125,513
DSC/1601 Police Coverage			169,189					169,189
<b>TOTAL RECURRING</b>	<b>\$ 115,800</b>	<b>\$ 64,650</b>	<b>\$ 558,389</b>	<b>\$ 771,736</b>	<b>\$ 150,100</b>	<b>\$ 572,027</b>	<b>\$ 62,000</b>	<b>\$ 2,294,702</b>
<b>Smoothing Adjustment</b>	<b>\$ (54,040)</b>	<b>\$ 795,513</b>	<b>\$ (4,323)</b>	<b>\$ (938,349)</b>	<b>\$ (16,856)</b>	<b>\$ (414,722)</b>	<b>\$ (382,399)</b>	<b>\$ (1,015,176)</b>
<b>COLLEGE ALLOCATION</b>	<b>\$ 41,277,991</b>	<b>\$ 25,615,469</b>	<b>\$ 40,894,909</b>	<b>\$ 42,803,759</b>	<b>\$ 28,732,363</b>	<b>\$ 37,640,063</b>	<b>\$ 60,250,949</b>	<b>\$ 277,215,503</b>
<b>COMMUNITY CAMPUS OPERATIONS:</b>								
Community Campus Alloc.			1,288,810	1,287,222		1,630,376	2,206,383	
Community Campus Alloc.						1,288,625		
<b>Total Community Campus Alloc.</b>			<b>1,288,810</b>	<b>1,287,222</b>		<b>2,919,001</b>	<b>2,206,383</b>	<b>7,701,416</b>
<b>College/Comm Campuses Budget</b>	<b>\$ 41,277,991</b>	<b>\$ 25,615,469</b>	<b>\$ 42,183,719</b>	<b>\$ 44,090,981</b>	<b>\$ 28,732,363</b>	<b>\$ 40,559,064</b>	<b>\$ 62,457,332</b>	<b>\$ 284,916,919</b>
<b>FY2016 Original Budget College Allocation</b>	<b>40,121,208</b>	<b>25,465,469</b>	<b>40,744,909</b>	<b>41,264,015</b>	<b>27,813,479</b>	<b>35,742,093</b>	<b>57,772,547</b>	<b>268,923,720</b>
<b>FY2017 DIFFERENCE</b>	<b>\$ 1,156,783</b>	<b>\$ 150,000</b>	<b>\$ 150,000</b>	<b>\$ 1,539,744</b>	<b>\$ 918,884</b>	<b>\$ 1,897,970</b>	<b>\$ 2,478,402</b>	<b>\$ 8,291,783</b>

**DALLAS COUNTY COMMUNITY COLLEGE DISTRICT**  
**2016-2017 BUDGET ALLOCATION**  
*Original Budget Allocation- Draft 5*  
Updated as of: 8/4/2016 2:13 p.m.

	EASTFIELD - SC	EL CENTRO - WC	NORTH LAKE - NC	NORTH LAKE - SC	RICHLAND - G	TOTAL ALL ALLOCATIONS
<b>STATE CONTRIBUTION</b> 36.96%						
<b>State Funding:</b>						
Formula	\$ 229,223	\$ 261,772	\$ 439,673	\$ 261,376	\$ 219,603	\$ 78,235,931
Success Points	24,640	20,248	24,777	24,777	33,700	7,419,486
Benefits	58,943	35,427	89,075	76,244	89,608	18,500,003
Workstudy						1,144,137
<b>TOTAL STATE CONTRIBUTION</b>	<b>\$ 312,806</b>	<b>\$ 317,447</b>	<b>\$ 553,525</b>	<b>\$ 362,397</b>	<b>\$ 342,911</b>	<b>\$ 105,299,557</b>
<b>LOCAL CONTRIBUTION</b> 42.45%						
<b>Local- Student (Net Tuition)</b>						
Credit 100%	\$ 205,900	\$ 323,411	\$ 715,966	\$ 82,360	\$ -	\$ 87,866,223
Cont Ed 100%	121,351	21,331	20,708	563,934	1,654,000	15,097,744
<b>Local-Taxes</b>						
Facilities Ops, Maint. & Security (\$4/Square)	168,136	138,400	148,912	133,308	132,000	17,991,119
<b>CONTRIBUTION</b>	<b>\$ 495,387</b>	<b>\$ 483,142</b>	<b>\$ 885,586</b>	<b>\$ 779,602</b>	<b>\$ 1,786,000</b>	<b>\$ 120,955,086</b>
<b>PERFORMANCE FUNDING</b> 10.88%						
Employment Outcomes:						\$ 9,300,000
Transfer Rates						6,200,000
Graduates in Critical Fields						6,200,000
Graduates: Degrees & Certificates (including						4,650,000
Course Completion Rates	15,559	15,736	15,205	15,205	15,559	4,650,000
<b>TOTAL PERFORMANCE FUNDING</b>	<b>\$ 15,559</b>	<b>\$ 15,736</b>	<b>\$ 15,205</b>	<b>\$ 15,205</b>	<b>\$ 15,559</b>	<b>\$ 31,000,000</b>
<b>BOARD PRIORITIES</b> 8.86%						
Adjunct Rule Change						\$ 1,960,543
DART Free Program						950,000
Dia de la Familia						10,000
Tuition Waivers						13,447,685
Allowance for lease expense						1,414,431
HCRC						250,000
Nursing/Allied Health Stipend						433,000
Prior Year Salary Adjustments	29,647	21,723	45,881	18,362	41,013	6,647,868
Visiting Scholars - Final allocation						80,500
Chancellor's Fellows						40,000
<b>TOTAL BOARD PRIORITIES</b>	<b>\$ 29,647</b>	<b>\$ 21,723</b>	<b>\$ 45,881</b>	<b>\$ 18,362</b>	<b>\$ 41,013</b>	<b>\$ 25,234,027</b>
<b>RECURRING ITEMS</b> 0.85%						
Misc College Income	\$ 26,500	\$ 1,747	\$ 8,800	\$ 95,000	\$ 1,500	\$ 2,259,060
DSC/1601 Police Coverage						169,189
<b>TOTAL RECURRING</b>	<b>\$ 26,500</b>	<b>\$ 1,747</b>	<b>\$ 8,800</b>	<b>\$ 95,000</b>	<b>\$ 1,500</b>	<b>\$ 2,428,249</b>
Smoothing Adjustment	\$ 408,911	\$ 447,427	\$ 121,379	\$ 18,059	\$ 19,400	\$ -
<b>COMMUNITY CAMPUS ALLOCATION</b>	<b>\$ 1,288,810</b>	<b>\$ 1,287,222</b>	<b>\$ 1,630,376</b>	<b>\$ 1,288,625</b>	<b>\$ 2,206,383</b>	<b>\$ 7,701,416</b>
<b>FY2016 Original Budget College Allocation</b>	<b>1,260,986</b>	<b>1,287,222</b>	<b>1,600,581</b>	<b>1,199,682</b>	<b>2,072,908</b>	<b>7,421,379</b>
<b>FY2017 DIFFERENCE</b>	<b>\$ 27,824</b>	<b>\$ -</b>	<b>\$ 29,795</b>	<b>\$ 88,943</b>	<b>\$ 133,475</b>	<b>\$ 280,037</b>

## **EXPENSES BY FUNCTIONAL CLASSIFICATION**

For external reporting purposes, public colleges and universities may report expenses by function or by natural classification. The functional classifications listed below have been brought forward from the previous editions of the Financial Accounting and Reporting Manual (FARM) and (originally) from the old College and University Business Administration, and have been updated by the NACUBO Accounting Principles Council.

Public institutions should report all tuition and fee revenue net of scholarship discounts and allowances, and amounts provided to students as financial aid should be recorded as scholarship allowances (netted against revenues) in amounts up to those owed by the students. Amounts paid to the students in excess of amounts owed (e.g., for living expenses) should be recorded as student financial aid expense. Tuition remission benefits for employees and their dependents should be accounted for as compensation expense since the tuition remission benefit was given in exchange for services rendered by the employee.

### **Classification of Expenses**

When presenting expenses by functional expense categories in their general purpose financial statements, public institutions should use the following functional expense classifications:

- Instruction
- Research
- Public service
- Academic support
- Student services
- Institutional support
- Operation and maintenance of plant

### **Instruction**

The instruction category includes expenses for all activities that are part of an institution's instruction program. Expenses for credit and noncredit courses; academic, vocational, and technical instruction; remedial and tutorial instruction; and regular, special, and extension sessions should be included.

Expenses for departmental research and public service that are not separately budgeted should be included in this classification. This category excludes expenses for those academic personnel whose primary activity is administration—for example, academic deans.

### **Public Service**

The public service category includes expenses for activities established primarily to provide non-instructional services beneficial to individuals and groups external to the institution. Such activities include community service programs (excluding instructional activities) and cooperative extension services. Included in this category are conferences, institutes, general advisory services, reference bureaus, radio and television, consulting, and similar non-instructional services to particular sectors of the community.

### **Academic Support**

The academic support category includes expenses incurred to provide support services for the institution's primary missions: instruction, research, and public service. It includes the following activities:

- The retention, preservation, and display of educational materials, such as libraries, museums, and galleries
- The provision of services that directly assist the academic functions of the institution, such as demonstration schools associated with a department, school, or college of education
- Media such as audiovisual services and information technology
- Academic administration (including academic deans but not department chairpersons) and personnel providing administrative support and management direction to the primary missions
- Separately budgeted support for course and curriculum development

### **Student Services**

The student services category includes expenses incurred for offices of admissions and the registrar and activities with the primary purpose of contributing to students' emotional and physical well-being and intellectual, cultural, and social development outside the context of the formal instruction program. It includes expenses for student activities, cultural events, student newspapers, intramural athletics, student organizations, intercollegiate athletics (if the program is not operated as an auxiliary enterprise), counseling and career guidance (excluding informal



academic counseling by the faculty), student aid administration, and student health service (if not operated as an auxiliary enterprise).

### **Institutional Support**

The institutional support category includes expenses for central, executive-level activities concerned with management and long-range planning for the entire institution, such as the governing board, planning and programming operations, and legal services; fiscal operations, including the investment office; administrative information technology (when not accounted for in other categories); space management; employee personnel and records; logistical activities that provide procurement, storerooms, and printing; transportation services to the institution; support services to faculty and staff that are not operated as auxiliary enterprises; and activities concerned with community and alumni relations, including development and fund raising.

### **Operations and Maintenance of Plant**

The operation and maintenance of plant category includes all expenses for the administration, supervision, operation, maintenance, preservation, and protection of the institution's physical plant. They include expenses normally incurred for such items as janitorial and utility services; repairs and ordinary or normal alterations of buildings, furniture, and equipment; care of grounds; maintenance and operation of buildings and other plant facilities; security; earthquake and disaster preparedness; safety; hazardous waste disposal; property, liability, and all other insurance relating to property; space and capital leasing; facility planning and management; and central receiving. This category does not include interest expense on capital-related debt.



# DALLAS COUNTY COMMUNITY COLLEGE DISTRICT

## AUXILIARY FUND

FISCAL YEAR 2016-2017

**Definition of Fund:**

To furnish goods or services to students, faculty, staff, other institutional departments not directly associated with instruction. Includes student clubs, athletics, food service, bookstore and other business operations.

**DALLAS COUNTY COMMUNITY COLLEGE DISTRICT**  
**FY2016-2017 Fund 12 Allocation - Original Budget**  
**Allocation Based on Calendar Year 2014 Credit Hour Load Headcount (XCHL)**  
**DISTRIBUTION PROVIDES A \$125,000 BASE ALLOCATION PER CAMPUS**

Updated as of: 8/29/2016

	BROOKHAVEN		CEDAR VALLEY		EASTFIELD		EL CENTRO		MOUNTAIN VIEW		NORTH LAKE		RICHLAND		TOTAL		DSC	BJPIED	LCET	Grand Total
	Base	Allocation	Base	Allocation	Base	Allocation	Base	Allocation	Base	Allocation	Base	Allocation	Base	Allocation	Base	Allocation				
<b>BASE ALLOCATION</b>																				
Acutal Headcount	31,792		17,374		38,628		25,983		22,778		28,033		50,597		215,185					
Gross Transfer	1,162,113		635,083		1,411,995		949,774		832,619		1,024,709		1,849,504		7,865,797					
Headcount Pct to Total	14.77%		8.07%		17.95%		12.07%		10.59%		13.03%		23.51%		100.00%					
Fixed Allocation		125,000		125,000		125,000		125,000		125,000		125,000		125,000		875,000	0			875,000
Excess Allocation																				0
Based on Headcount %		1,032,839		564,436		1,254,923		844,120		739,998		910,719		1,643,763		6,990,797	0			6,990,797
Amnt to Minimum		0		0		0		0		0		0		0		0	0			0
Student Svc Provision		0		0		0		0		0		0		0		0	0			0
<b>TOTAL BASE ALLOCATION</b>		<b>1,157,839</b>		<b>689,436</b>		<b>1,379,923</b>		<b>969,120</b>		<b>864,998</b>		<b>1,035,719</b>		<b>1,768,763</b>		<b>7,865,797</b>	<b>0</b>			<b>7,865,797</b>
<b>RECURRING ITEMS</b>																				
<b>College Revenues</b>																				
Replacement Ids		1,500		750		400		8,040		1,400		2,560		2,000		16,650	0			16,650
Federal Work Study & Allow.		10,000						3,105				0		13,125		26,230	0			26,230
State Work Study		5,000						0				0		4,500		9,500	0			9,500
Other Sources		40,238		52,727		38,067		43,978		75,925		103,128		70,978		425,041	122,110	6,234	73,010	626,395
Auxiliary		152,700		75,400		109,000		259,589		132,430		179,488		215,000		1,123,607	6,800	168,703	489,990	1,789,100
<b>College Revenues</b>		<b>209,438</b>		<b>128,877</b>		<b>147,467</b>		<b>314,712</b>		<b>209,755</b>		<b>285,176</b>		<b>305,603</b>		<b>1,601,028</b>	<b>128,910</b>	<b>174,937</b>	<b>563,000</b>	<b>2,467,875</b>
<b>TOTAL ALLOCATION</b>		<b>1,367,277</b>		<b>818,313</b>		<b>1,527,390</b>		<b>1,283,832</b>		<b>1,074,753</b>		<b>1,320,895</b>		<b>2,074,366</b>		<b>9,466,825</b>	<b>128,910</b>	<b>174,937</b>	<b>563,000</b>	<b>10,333,672</b>
<b>Fd-11 Transfers-In GL#</b>																				
12-XX-000000-19301		1,157,839		689,436		1,379,923		969,120		864,998		1,035,719		1,768,763		7,865,797	0	0	0	7,865,797



# DALLAS COUNTY COMMUNITY COLLEGE DISTRICT

## SPECIAL ITEMS

FISCAL YEAR 2016-2017

**Special Items:**

Acquisition or construction of new facilities; major renovations of existing facilities; acquisition of major equipment; enhancement of infrastructure and prior year encumbrances and commitments. Funds that have accumulated through savings or have been set aside as a part of the operating budget represent the revenue available for the expenditure of special items.

**DALLAS COUNTY COMMUNITY COLLEGE DISTRICT  
PROPOSED SPECIAL ITEMS Executive Summary  
FISCAL YEAR 2016-2017**

<b>Campus</b>	<b>Category</b>	<b>Approved FY2015-2016 Expenditures</b>	<b>FY2016-2017 New Requests</b>	<b>Future Planned Expenditures</b>
<b>Brookhaven</b>	Facilities		2,055,000	
	FY2016 Carry-Forward	1,200,000		
	Instruction		250,000	
	Technology		555,000	
<b>Brookhaven Total</b>		<b>1,200,000</b>	<b>2,860,000</b>	
<b>Cedar Valley</b>	Facilities		1,214,000	
	FY2016 Carry-Forward	2,040,000		
	Institutional Support		400,000	
	Instruction		300,000	
	Student Services		50,000	
	Technology		300,000	
<b>Cedar Valley Total</b>		<b>2,040,000</b>	<b>2,264,000</b>	
<b>College Services - DO</b>	FY2016 Carry-Forward	138,006		
<b>College Services - DO Total</b>		<b>138,006</b>		
<b>College Services - DSC</b>	FY2016 Carry-Forward	848,312		
<b>College Services - DSC Total</b>		<b>848,312</b>		
<b>College Services - LeCroy</b>	Facilities		36,000	
	Institutional Support		17,000	
	Instruction		64,925	
	Technology		206,470	
<b>College Services - LeCroy Total</b>			<b>324,395</b>	
<b>District Office</b>	FY2016 Carry-Forward	560,275		
	Institutional Support		100,000	
<b>District Office Total</b>		<b>560,275</b>	<b>100,000</b>	
<b>District Service Center</b>	FY2016 Carry-Forward	487,295		
<b>District Service Center Total</b>		<b>487,295</b>		
<b>Eastfield - Main Campus</b>	Facilities		4,370,299	
	FY2016 Carry-Forward	1,070,502		
	Instruction		379,300	
	Student Services		30,000	
	Technology		679,100	
<b>Eastfield - Main Campus Total</b>		<b>1,070,502</b>	<b>5,458,699</b>	
<b>Eastfield - Pleasant Grove</b>	FY2016 Carry-Forward	35,000		

Campus	Category	Approved FY2015-2016 Expenditures	FY2016-2016 New Requests	Future Planned Expenditures
Eastfield - Pleasant Grove	Technology		35,000	
<b>Eastfield - Pleasant Grove Total</b>		<b>35,000</b>	<b>35,000</b>	
El Centro	Facilities		2,850,000	
	FY2016 Carry-Forward	1,500,000		
	Student Services		100,000	
	Technology		1,650,000	
<b>El Centro Total</b>		<b>1,500,000</b>	<b>4,600,000</b>	
Mountain View	Facilities	300,000	550,000	
	FY2016 Carry-Forward	839,397		
	Institutional Support		50,000	
	Instruction		240,514	
	Technology		200,120	
<b>Mountain View Total</b>		<b>1,139,397</b>	<b>1,040,634</b>	
North Lake - Main Campus	Facilities	750,000	1,252,017	1,500,000
	FY2016 Carry-Forward	1,240,000	-	-
	Institutional Support		453,017	
	Student Services		279,961	
	Technology		162,600	
<b>North Lake - Main Campus Total</b>		<b>1,990,000</b>	<b>2,147,595</b>	<b>1,500,000</b>
North Lake - North Campus	Facilities	130,000	1,225,000	45,590
	FY2016 Carry-Forward	190,000		
	Institutional Support		25,000	
	Technology		44,500	
<b>North Lake - North Campus Total</b>		<b>320,000</b>	<b>1,294,500</b>	<b>45,590</b>
North Lake - South Campus	Facilities	250,000	200,000	1,312,080
	FY2016 Carry-Forward	95,000		
	Institutional Support		25,000	
	Technology		25,000	
<b>North Lake - South Campus Total</b>		<b>345,000</b>	<b>250,000</b>	<b>1,312,080</b>
Richland - Garland Campus	Facilities	215,673	144,000	860,893
	FY2016 Carry-Forward	92,100		
	Institutional Support		12,000	281,000
	Instruction		44,982	255,878
	Technology		109,398	612,480
<b>Richland - Garland Campus Total</b>		<b>307,773</b>	<b>310,380</b>	<b>2,010,251</b>
Richland - Main Campus	Facilities	5,832,560	2,588,267	2,160,287

Campus	Category	Approved FY2015-2016 Expenditures	FY2016-2016 New Requests	Future Planned Expenditures
Richland - Main Campus	FY2016 Carry-Forward	804,872		
	Institutional Support		49,800	
	Instruction		170,206	
	Technology		582,853	1,776,786
<b>Richland - Main Campus Total</b>		<b>6,637,432</b>	<b>3,391,126</b>	<b>3,937,073</b>
<b>Grand Total</b>		<b>18,618,992</b>	<b>24,076,329</b>	<b>8,804,994</b>

DALLAS COUNTY COMMUNITY COLLEGE DISTRICT  
 PROPOSED SPECIAL ITEMS Detail  
 FISCAL YEAR 2016-2017

Line	Category	Campus	Fund	Description	Approved FY2015-2016 Expenditures	New Request FY2016-2017	Future Planned Expenditure
1	FY2016 Carry-Forward	Brookhaven	Auxiliary	Encumbrance Carry-Forward	125,000		
2	FY2016 Carry-Forward	Brookhaven	Unrestricted	Encumbrance Carry-Forward	775,000		
3	Facilities	Brookhaven	Unrestricted	Campus-wide Planning: Update College Master Plan		250,000	
4	Facilities	Brookhaven	Unrestricted	Environmental Controls: HVAC Building Management Software Upgrade		80,000	
5	Facilities	Brookhaven	Unrestricted	Environmental Controls: Replace Outdated Variable Speed Drives and Motors on Air Handling Units		98,000	
6	Facilities	Brookhaven	Unrestricted	Install a Backup Generator for J-Building IT Closets (College Network Servers)		65,000	
7	Facilities	Brookhaven	Unrestricted	Major Repairs & Renovations: Pave Alpha Road Entrance		525,000	
8	Facilities	Brookhaven	Unrestricted	Major Repairs & Renovations: Pave Inbound Valley View Entrance		475,000	
9	Facilities	Brookhaven	Unrestricted	Major Repairs and Renovations: Relocate Tutoring Operation to S-Building per the Title V Grant Requirements		375,000	
10	Facilities	Brookhaven	Unrestricted	Safety & Security & Energy Savings: Retrofit 65 walkway lights from CFL to LED		62,000	
11	Facilities	Brookhaven	Unrestricted	Safety & Security & Energy Savings: Retrofit P-3 Parking Lot Lights from Halogen to LED.		50,000	
12	Facilities	Brookhaven	Unrestricted	Safety & Security: Interior Door Security Upgrades		75,000	
13	Instruction	Brookhaven	Unrestricted	Classroom and Furniture Upgrades to Maintain Operating Standards		250,000	



Line	Category	Campus	Fund	Description	Approved FY2015-2016 Expenditures	New Request FY2016-2017	Future Planned Expenditure
14	FY2016 Carry-Forward	Brookhaven	Auxiliary	Requisition Carry-Forward	100,000		
15	FY2016 Carry-Forward	Brookhaven	Unrestricted	Requisition Carry-Forward	200,000		
16	Technology	Brookhaven	Unrestricted	Computer Lab & PC Upgrades per College Rotation Schedule		105,000	
17	Technology	Brookhaven	Unrestricted	Major Instructional Technology Enhancement: 3D Printer for New Engineering Program		50,000	
18	Technology	Brookhaven	Unrestricted	Major Instructional Technology Enhancement: Flat Panel Digital Upgrade for the Radiological Technology Program		75,000	
19	Technology	Brookhaven	Unrestricted	Prioritized Instructional Technology and Capital Acquisitions		325,000	
20	FY2016 Carry-Forward	Cedar Valley	Auxiliary	Encumbrance Carry Forward	40,000		
21	FY2016 Carry-Forward	Cedar Valley	Unrestricted	Encumbrance Carry Forward	2,000,000		
22	Facilities	Cedar Valley	Unrestricted	Divisional Replacement and Upgrade of Equipment and Space Renovation.		1,000,000	
23	Facilities	Cedar Valley	Unrestricted	Renovation and Site Improvement in Vet Tech for Program Compliance		214,000	
24	Institutional Support	Cedar Valley	Unrestricted	Additional Security Cameras for Campus Safety.		300,000	
25	Institutional Support	Cedar Valley	Unrestricted	Temporary/Contracted Project Managers & Consultants for Specific Projects Approved by the President which Facilitate Quick Development and Implementation of Identified Programs and/or Services.		100,000	
26	Instruction	Cedar Valley	Unrestricted	Development of New Credit & CE/WD Programs in the Area of Health Information Management and Technology. Introducing Health Information Technology and Management, A.A.S, Coding and Billing Level 2 Certificate, and Credentialing Specialist Level 1 Certificate Offered on the CE side.		300,000	
27	Student Services	Cedar Valley	Unrestricted	Improve Strategic Goals: Completion & Retention		50,000	

Line	Category	Campus	Fund	Description	Approved FY2015-2016 Expenditures	New Request FY2016-2017	Future Planned Expenditure
28	Technology	Cedar Valley	Unrestricted	Technology Replacements and Upgrades College-wide		300,000	
29	FY2016 Carry-Forward	College Services - DO	Unrestricted	Encumbrance Carry Forwards	138,006		
30	FY2016 Carry-Forward	College Services - DSC	Unrestricted	Encumbrance Carry Forwards	848,312		
31	Facilities	College Services - LeCroy	Unrestricted	Facilities Surveillance System Upgrade(CCTV Upgrade)		30,000	
32	Facilities	College Services - LeCroy	Unrestricted	Larger Variable Air Volume for UPS room- Controls Air Flow		6,000	
33	Institutional Support	College Services - LeCroy	Unrestricted	Desk chairs		17,000	
34	Instruction	College Services - LeCroy	Unrestricted	Blackboard Campaign		45,000	
35	Instruction	College Services - LeCroy	Unrestricted	Modo Labs		19,925	
36	Technology	College Services - LeCroy	Unrestricted	Media Svc/Production Equipment/Technology: Camera & Accessories, Field Equipment, Monitors, Tripods, Etc.		61,470	
37	Technology	College Services - LeCroy	Unrestricted	Radiant (RFI Inventory)		25,000	
38	Technology	College Services - LeCroy	Unrestricted	Replace Dell, SAN, at DSC( Fund Bal Item - Awaiting Board approval)		120,000	
39	FY2016 Carry-Forward	District Office	Unrestricted	Encumbrance Carry Forwards	560,275		
40	Institutional Support	District Office	Unrestricted	Special Marketing & Recruitment Activities to Increase Enrollment; i.e. Ads in Targeted Publications, Social Media, Movie Theater, Promotional Literature Items		100,000	
41	FY2016 Carry-Forward	District Service Center	Unrestricted	Encumbrance Carry Forwards	487,295		

Line	Category	Campus	Fund	Description	Approved FY2015-2016 Expenditures	New Request FY2016-2017	Future Planned Expenditure
42	FY2016 Carry-Forward	Eastfield - Main Campus	Auxiliary	Encumbrances Carry Forwards	150,000		
43	FY2016 Carry-Forward	Eastfield - Main Campus	Unrestricted	Encumbrances Carry Forwards	920,502		
44	Facilities	Eastfield - Main Campus	Unrestricted	A&E - Card Access System to All Classrooms		50,000	
45	Facilities	Eastfield - Main Campus	Unrestricted	A&E Lower Level C Bldg Remodel		210,000	
46	Facilities	Eastfield - Main Campus	Unrestricted	A&E Remodel & Reconstruct Mechatronics Lab		1,770,000	
47	Facilities	Eastfield - Main Campus	Unrestricted	A&E S212 Remodel Science Lab		60,000	
48	Facilities	Eastfield - Main Campus	Unrestricted	Supplemental Funds for Construction Projects: Stairs to F Bldg, Rubber Mulch Surface for Playground, Sidewalks for M & C Bldgs, Lots 1 & 2, Energy Management System, Update Hardware & Doors, Repair & Refinish Interior Stairs, 18 Tie Boxes & Landscaping for Disc Golf		565,000	
49	Facilities	Eastfield - Main Campus	Unrestricted	Construction; Disc Golf Course (Classroom)		30,000	
50	Facilities	Eastfield - Main Campus	Unrestricted	Improve Erosion Control Site Wide		50,000	
51	Facilities	Eastfield - Main Campus	Unrestricted	Main Campus Remodeling Projects (A2 & A3, C104,105, C124, W117)		290,000	
52	Facilities	Eastfield - Main Campus	Unrestricted	N Building First Floor Restroom Renovation (A&E & Construction)		180,000	
53	Facilities	Eastfield - Main Campus	Unrestricted	Remodel Vet Center & Furniture		9,000	
54	Facilities	Eastfield - Main Campus	Unrestricted	Replace Worn Flooring Campus Wide		225,000	
55	Facilities	Eastfield - Main Campus	Unrestricted	Resurface Jogging Trail that Exceeded MTN Funds		45,800	

Line	Category	Campus	Fund	Description	Approved FY2015-2016 Expenditures	New Request FY2016-2017	Future Planned Expenditure
56	Facilities	Eastfield - Main Campus	Unrestricted	Roger Pool Drive Construction		165,000	
57	Facilities	Eastfield - Main Campus	Unrestricted	Testing Center Construction		309,000	
58	Facilities	Eastfield - Main Campus	Unrestricted	Two Natural Gas Emergency Generators		350,000	
59	Instruction	Eastfield - Main Campus	Unrestricted	Classroom & Office Furniture for Academic Programs & Departments		135,300	
60	Instruction	Eastfield - Main Campus	Unrestricted	Collegiate Academy		244,000	
61	Student Services	Eastfield - Main Campus	Unrestricted	Replace furniture for indoor and outdoor student lounge areas		30,000	
62	Facilities	Eastfield - Main Campus	Unrestricted	Equipment: Power Edger, John Deere Tractor with Box Blade, Genie 20 Ariel Work Platform		61,499	
63	Technology	Eastfield - Main Campus	Unrestricted	Pool equipment - Awning, Deck Paint, Lightening Detector, Life Vests, Water Tables and Misters for Visitors		31,000	
64	Technology	Eastfield - Main Campus	Unrestricted	Campus Fleet Van		50,000	
65	Technology	Eastfield - Main Campus	Unrestricted	Technology Funds: Classroom / Audiovisual Support / Computer Labs / Administrative equipment, Speaker System for Cashiers, Camera System for Testing Center, Performance Hall Sound System, ID system		598,100	
66	FY2016 Carry-Forward	Eastfield - Pleasant Grove	Unrestricted	Encumbrances Carry Forwards	35,000		
67	Technology	Eastfield - Pleasant Grove	Unrestricted	Equipment for CE Allied Health Program		35,000	
68	FY2016 Carry-Forward	El Centro	Unrestricted	Encumbrance Carry Forwards	1,500,000		
69	Facilities	El Centro	Unrestricted	Change out deadbolt locks for an electronic key system for all locations.		2,500,000	

Line	Category	Campus	Fund	Description	Approved FY2015-2016 Expenditures	New Request FY2016-2017	Future Planned Expenditure
70	Facilities	El Centro	Unrestricted	Replace 40 year old building boiler.		350,000	
71	Student Services	El Centro	Unrestricted	50th anniversary of opening of college fundraiser. Plan is to raise \$150,000 for college scholarships and initiatives.		100,000	
72	Technology	El Centro	Unrestricted	Update Cisco computer labs from Series 2800 to Series 2900. Upgrade software to NetLab.		150,000	
73	Technology	El Centro	Unrestricted	Update technology in SMART classrooms throughout the college.		1,500,000	
74	FY2016 Carry-Forward	Mountain View	Unrestricted	Encumbrances Carry Forwards	623,967		
75	Facilities	Mountain View	Unrestricted	Childcare Building and FFE		350,000	
76	Facilities	Mountain View	Unrestricted	Facility Master Plan	300,000		
77	Facilities	Mountain View	Unrestricted	Facility Renovations		200,000	
78	Institutional Support	Mountain View	Unrestricted	Strategic Planning Consultant		50,000	
79	Instruction	Mountain View	Unrestricted	SimMan 3G Patient Simulator		92,182	
80	Instruction	Mountain View	Unrestricted	SimMan 3G Patient Simulator		92,182	
81	Instruction	Mountain View	Unrestricted	SimMom Patient Simulator		56,150	
82	FY2016 Carry-Forward	Mountain View	Unrestricted	Requisition carry forwards	215,430		
83	Technology	Mountain View	Unrestricted	Technology Enhancements: Computers & Printers		100,000	

Line	Category	Campus	Fund	Description	Approved FY2015-2016 Expenditures	New Request FY2016-2017	Future Planned Expenditure
84	Technology	Mountain View	Unrestricted	Media Equipment		50,000	
85	Technology	Mountain View	Unrestricted	Virtual IV and Upgrade Kit		50,120	
86	FY2016 Carry-Forward	North Lake - Main Campus	Auxiliary	Encumbrance Carry Forwards	20,000	-	-
87	FY2016 Carry-Forward	North Lake - Main Campus	Unrestricted	Encumbrance Carry Forwards	850,000		
88	Facilities	North Lake - Main Campus	Auxiliary	Baseball dugout upgrade and maintenance		35,000	
89	Facilities	North Lake - Main Campus	Auxiliary	Planned facilities upgrades		76,017	
90	Facilities	North Lake - Main Campus	Auxiliary	Master Planning Phase I	250,000		
91	Facilities	North Lake - Main Campus	Auxiliary	Reserve for future initiatives: Master Planning (Phase II), Technology, New initiatives and District Network Programs		275,000	
92	Facilities	North Lake - Main Campus	Unrestricted	Facility Management (FM): Phase II Remodel CISCO Project approved by the PT		75,000	
93	Facilities	North Lake - Main Campus	Unrestricted	Planned facilities upgrades		791,000	
94	Facilities	North Lake - Main Campus	Unrestricted	Master Planning Phase I	500,000		
95	Facilities	North Lake - Main Campus	Unrestricted	Reserves for future initiatives: Master Planning (Phase II), Technology, New initiatives and District Network Programs			1,500,000
96	Institutional Support	North Lake - Main Campus	Auxiliary	Planned facilities upgrades		26,017	
97	Institutional Support	North Lake - Main Campus	Unrestricted	New Innovation Fund: Procedure based on compression planning analysis for the project ranking, review, and approval process		25,000	


Line	Category	Campus	Fund	Description	Approved FY2015-2016 Expenditures	New Request FY2016-2017	Future Planned Expenditure
98	Institutional Support	North Lake - Main Campus	Unrestricted	Police Package (Car, DVR, & Renovation)		152,000	
99	Institutional Support	North Lake - Main Campus	Unrestricted	Strategic Funding Process: Procedure based on compression planning analysis for the project ranking, review, and approval process		250,000	
100	FY2016 Carry-Forward	North Lake - Main Campus	Auxiliary	Requisition Carry Forwards	20,000		
101	FY2016 Carry-Forward	North Lake - Main Campus	Unrestricted	Requisition Carry Forwards	350,000		
102	Student Services	North Lake - Main Campus	Unrestricted	College furniture replacement		166,961	
103	Student Services	North Lake - Main Campus	Unrestricted	Performance Hall - Theater Package		113,000	
104	Technology	North Lake - Main Campus	Unrestricted	IT Speaker Tracker (main campus)		24,000	
105	Technology	North Lake - Main Campus	Unrestricted	Main campus replacement of 120 computers to meet District current and forthcoming minimum standards as the current computers were bought with 2004 Bond funds (2nd year of rotation schedule)		69,600	
106	Technology	North Lake - Main Campus	Unrestricted	Main campus replacement of Apple computers to meet District current and forthcoming minimum standards as the current computers were bought with 2004 Bond funds (1st year of rotation schedule)		69,000	
107	FY2016 Carry-Forward	North Lake - North Campus	Unrestricted	Encumbrance Carry Forwards	150,000		
108	Facilities	North Lake - North Campus	Unrestricted	College funding for North Campus New Construction Technology Building (A/E)		1,050,000	
109	Facilities	North Lake - North Campus	Unrestricted	Planned facilities upgrades		175,000	
110	Facilities	North Lake - North Campus	Unrestricted	Master Planning Phase I	130,000		
111	Facilities	North Lake - North Campus	Unrestricted	Reserve for future initiatives: Master Planning (Phase II), Technology, New initiatives and District Network Programs			45,590

Line	Category	Campus	Fund	Description	Approved FY2015-2016 Expenditures	New Request FY2016-2017	Future Planned Expenditure
112	Institutional Support	North Lake - North Campus	Unrestricted	Strategic Funding Process: Procedure based on compression planning analysis for the project ranking, review, and approval process		25,000	
113	FY2016 Carry-Forward	North Lake - North Campus	Unrestricted	Requisition Carry Forwards	40,000		
114	Technology	North Lake - North Campus	Unrestricted	IT Speaker Tracker (Central Campus)		19,500	
115	Technology	North Lake - North Campus	Unrestricted	Main campus replacement of Apple computers to meet District current and forthcoming minimum standards as the current computers were bought with 2004 Bond funds (2nd year of rotation schedule)		25,000	
116	FY2016 Carry-Forward	North Lake - South Campus	Unrestricted	Encumbrance Carry Forwards	75,000		
117	Facilities	North Lake - South Campus	Unrestricted	Planned facilities upgrades		200,000	
118	Facilities	North Lake - South Campus	Unrestricted	Master Planning Phase I	250,000		
119	Facilities	North Lake - South Campus	Unrestricted	Reserve for future initiatives: Master Planning (Phase II), Technology, New Initiatives and District Network Programs			1,312,080
120	Institutional Support	North Lake - South Campus	Unrestricted	Strategic Funding Process: Procedure based on compression planning analysis for the project ranking, review, and approval process		25,000	
121	FY2016 Carry-Forward	North Lake - South Campus	Unrestricted	Requisition Carry Forwards	20,000		
122	Technology	North Lake - South Campus	Unrestricted	Main campus replacement of Apple computers to meet District current and forthcoming minimum standards as the current computers were bought with 2004 Bond funds (1st year of rotation schedule)		25,000	
123	FY2016 Carry-Forward	Richland - Main Campus	Unrestricted	Encumbrance Carry Forwards	804,872		
124	Facilities	Richland - Main Campus	Unrestricted	Equipment - Facilities		31,197	
125	Facilities	Richland - Main Campus	Unrestricted	Facilities Deferred Maintenance Projects		1,608,840	106,000



Line	Category	Campus	Fund	Description	Approved FY2015-2016 Expenditures	New Request FY2016-2017	Future Planned Expenditure
126	Facilities	Richland - Main Campus	Unrestricted	Facilities Projects including SARS	5,832,560		
127	Facilities	Richland - Main Campus	Unrestricted	Facilities Renovations & Upgrades		915,250	
128	Facilities	Richland - Main Campus	Unrestricted	Modular Buildings - 2 Bldgs. (17,556 + 4,000 sft)			2,054,287
129	Facilities	Richland - Main Campus	Unrestricted	Vehicle - Facilities - Carts		32,980	
130	Institutional Support	Richland - Main Campus	Unrestricted	Vehicle - Campus Police		49,800	
131	Instruction	Richland - Main Campus	Unrestricted	Furniture - Classroom and Office		170,206	
132	Technology	Richland - Main Campus	Unrestricted	FFE & Technology for Modular Building			256,786
133	Technology	Richland - Main Campus	Unrestricted	Instructional Equipment		565,978	
134	Technology	Richland - Main Campus	Unrestricted	Instructional Software		16,875	
135	Technology	Richland - Main Campus	Unrestricted	Replacement of Instructional Equipment			500,000
136	Technology	Richland - Main Campus	Unrestricted	Technology Related purchases			1,020,000
137	FY2016 Carry-Forward	Richland - Garland Campus	Unrestricted	Encumbrance Carry Forward	92,100		
138	Facilities	Richland - Garland Campus	Unrestricted	Capital Lease - ICDC - offsite campus		48,000	
139	Facilities	Richland - Garland Campus	Unrestricted	Capital Lease of Off site campus			222,000

Line	Category	Campus	Fund	Description	Approved FY2015-2016 Expenditures	New Request FY2016-2017	Future Planned Expenditure
140	Facilities	Richland - Garland Campus	Unrestricted	Classroom -Make ready & Upgrades - offsite training center		96,000	
141	Facilities	Richland - Garland Campus	Unrestricted	Facilities Deferred Maintenance Projects			638,893
142	Facilities	Richland - Garland Campus	Unrestricted	Facilities Projects including SARS	215,673		
143	Institutional Support	Richland - Garland Campus	Unrestricted	Equipment & Furniture replacement cycle			281,000
144	Institutional Support	Richland - Garland Campus	Unrestricted	Furniture - Conference room		12,000	
145	Instruction	Richland - Garland Campus	Unrestricted	Furniture - Classroom		44,982	
146	Instruction	Richland - Garland Campus	Unrestricted	New Program Development			255,878
147	Technology	Richland - Garland Campus	Unrestricted	FFE & Technology for new Building			612,480
148	Technology	Richland - Garland Campus	Unrestricted	Instructional Equipment		80,000	
149	Technology	Richland - Garland Campus	Unrestricted	Technology related purchases		29,398	
<b>TOTAL</b>					<b>18,618,992</b>	<b>24,076,329</b>	<b>8,804,994</b>



DALLAS COUNTY COMMUNITY COLLEGE DISTRICT

REPAIRS & RENOVATION FUND


FISCAL YEAR 2016-2017

**Definition of Fund:**

Repairs and Renovations expenses related to major noncapital repairs, maintenance, and renovations.

**DALLAS COUNTY COMMUNITY COLLEGE DISTRICT  
REPAIRS & RENOVATION FUND  
FISCAL YEAR 2016-2017**

<b>Location</b>	<b>Project Description</b>	<b>FY2016-2017 Original Budget</b>
Brookhaven	REN/BHC/upgr Library Lighting	\$ 271,580
	<b>BHC - Total</b>	<b>271,580</b>
Cedar Valley	REN/CVC/ Bldg A 1st Flr Restrm	\$ 373,424
	<b>CVC - Total</b>	<b>373,424</b>
Eastfield	REN/EFC/Resurf Jogging Trail	\$ 31,883
	REN/EFC/Weatherproof Ext Wndws	439,960
	REN/EFC/Rehab Perf Hall Stairs	70,394
	REN/EFC/Refurb Seating C295	407,370
	REN/EFC/Renov 1st & 2nd flr restroom	20,897
	<b>EFC - Total</b>	<b>970,504</b>
El Centro	REN/ECC/Repl Wndws/ instl Shds	\$ 169,739
	REN/ECC/Replace Carpet Bldg A	930,163
	REN/ECC/Repl Fabric Wall Bld A	101,844
	REN/ECC/Repl Mini-Blinds Bld A	129,002
	REN/ECC/Repl Stucco Over Dock	33,944
	REN/ECC/Repl Door Locks B & C	277,012
	REN/ECC/Replace Exterior Doors	115,423
	REN/ECC/Replace Lobby Furn	203,685
	<b>ECC - Total</b>	<b>1,960,812</b>
Mountain View	REN/MVC/Upgr Ceiling/Lighting	\$ 205,935
	Ren/MVC/Repl Restroom Partition	144,156
	<b>MVC - Total</b>	<b>350,091</b>
North Lake	REN/NLC/Upgr Ceiling/Lighting	\$ 814,740
	REN/NLC/Repl Floor P233, P235	40,737
	REN/NLC/Recarpet Perf Hall/Caf	169,739
	REN/NLC/Renov Bldg Entr & Vest	746,846
	<b>NLC - Total</b>	<b>1,772,062</b>
District	REN/DO/Dock Lift	\$ 13,017
	REN/DO/Fin Aid AMT Relocation	150,000
	REN/DO/Board Work Session	13,270
	REN/DO/Office Reorganization	25,841
	Repairs & Rehab-Designated Res	3,779,185
	REN/DSC/Security Camera Upgr	8,000
	REN/DSC/Remodel Purch Bathroom	65,000
	<b>DSC/DO Total</b>	<b>4,054,313</b>
<b>TOTAL REPAIRS &amp; RENOVATION FUND</b>		<b>\$ 9,752,786</b>



DALLAS COUNTY COMMUNITY COLLEGE DISTRICT  
DEFERRED MAINTENANCE PROJECTS  
(UNEXPENDED PLANT FUND)  
FISCAL YEAR 2016-2017

**Definition of Fund:**

Accounts for resources that are available for capital additions and improvements. The principal revenue sources for unexpended plant funds are building bond proceeds, income from investment of unexpended plant funds, grants from government agencies and operating contributions.

**Dallas County Community College District  
Deferred Maintenance Projects, Summary  
Fiscal Year 2016-2017**

<b>Location</b>	<b>Construction</b>	<b>A &amp; E</b>	<b>Contingency</b>	<b>Total</b>
BHC	97,936	7,316	23,750	129,002
EFC	2,914,686	219,926	575,370	3,709,982
MVC	1,866,961	158,724	424,850	2,450,535
NLC	7,896,698	605,303	1,759,069	10,261,070
<b>Grand Total</b>	<b>12,776,281</b>	<b>991,269</b>	<b>2,783,039</b>	<b>16,550,589</b>

**Dallas County Community College District**  
**Deferred Maintenance Projects, Detail**  
**Fiscal Year 2016-2017**

<b>Location</b>	<b>Project Description</b>	<b>Construction</b>	<b>A&amp;E</b>	<b>Adjusted Estimated Contingency</b>	<b>Adjusted Estimated Budget</b>
BHC	Upgrade electrical meters at Buildings	51,545	3,850	12,500	67,895
BHC	Retrofit AHU P-1, BLDG P	46,391	3,466	11,250	61,107
EFC	Replace wood trim doors and windows, bldgs. C, N	66,802	4,990	16,200	87,992
EFC	Repaint, repair ceiling, floor, acoustic tile, relamp, L Bldg, studio	890,698	66,528	154,290	1,111,516
EFC	Repair/repaint walls, L108 computer Lab	93,524	6,986	22,680	123,190
EFC	Replace rollup doors, M Bldg. 4 ea.	42,226	3,154	10,240	55,620
EFC	Repair/replace ceilings. Walls, floor, Bldg. M warehouse	53,442	3,992	12,960	70,394
EFC	PG- Repair/ laminate Corridor walls	25,773	1,926	6,250	33,949
EFC	Replace 5 parking spaces displaced by new cooling tower	90,719	8,096	22,000	120,815
EFC	Resurface Tennis courts, repair/replace fencing and gates	187,624	14,014	45,500	247,138
EFC	PG-Repair Exterior Building Cracks	51,545	4,600	12,500	68,645
EFC	PG-Re-stripe parking lots	10,309	920	2,500	13,729
EFC	Replace parking lot lights, 12 ea, 60-75ft, lowering system**	1,030,900	77,000	180,250	1,288,150
EFC	Update exterior lighting controls w/parking lot lighting control system	154,635	11,550	37,500	203,685
EFC	Replace return fan motors, A, C & L basements, 30 hp	61,854	4,620	15,000	81,474
EFC	Replace supply fan motors/starters, A1 AHU	41,236	3,080	10,000	54,316

<b>Location</b>	<b>Project Description</b>	<b>Construction</b>	<b>A&amp;E</b>	<b>Adjusted Estimated Contingency</b>	<b>Adjusted Estimated Budget</b>
EFC	Repair/modify AHU Building M	61,854	4,620	15,000	81,474
EFC	Refurbish cooling towers	51,545	3,850	12,500	67,895
MVC	Replace interior doors and hardware, 17 pairs	144,326	10,780	35,000	190,106
MVC	Replace Southeast Parking lot with concrete	324,734	28,981	78,750	432,465
MVC	Replace East middle parking lot with concrete	432,978	38,640	105,000	576,618
MVC	Repaint exterior stucco, phase II, North, South, courtyards	206,180	15,400	50,000	271,580
MVC	Dredge/Clean up the tanks and creek	103,090	9,200	25,000	137,290
MVC	Recaulk all control joints, campus wide	51,545	4,600	12,500	68,645
MVC	Upgrade Server rm. Elec. emergency generator/old science	51,545	3,850	12,500	67,895
MVC	Repaint exterior thermal storage tank	25,773	1,926	6,250	33,949
MVC	Replace can lights with fluorescents, east and west campus, LEDs	412,360	36,800	72,100	521,260
MVC	Feasibility study for 3-stop elevator, west campus	30,927	2,310	7,500	40,737
MVC	Electrical Substation service/maintenance	51,545	3,850	12,500	67,895
MVC	Upgrade campus clock system with wireless synchronized system	31,958	2,387	7,750	42,095
NLC	Recarpet 1550sy, cove base 2875 lf; Bldg C	77,318	5,776	18,750	101,844
NLC	Replace RR counters (w/m)/RR partitions (m ), -5 ea. Bldg. T	77,318	5,776	18,750	101,844
NLC	Repair haydite block wall abv. Catwalk Performance Hall	51,545	3,850	12,500	67,895
NLC	Repair haydite block wall in stage wings Performance Hall	15,464	1,156	3,750	20,370
NLC	Repair haydite block wall in F105	10,309	770	2,500	13,579
NLC	Replace epoxy cool deck	41,236	3,080	10,000	54,316



Location	Project Description	Construction	A&E	Adjusted Estimated Contingency	Adjusted Estimated Budget
NLC	Refurbish Corridors; A2&3, C2&3 old, J2, K2&3, P2&3	515,450	38,500	125,000	678,950
NLC	Replace exterior stairs Bldg F south & Bldg T south	128,863	11,501	31,250	171,614
NLC	F' building structural repairs (funds repurposed from pool projects)	742,249	63,692	179,312	985,253
NLC	Repair/replace concrete stairs, Bldg. K	257,725	23,100	62,500	343,325
NLC	Replace caulk joints, all cast stone coping	103,090	9,200	18,025	130,315
NLC	Upgrade Baseball Dugouts, re-fence, repaint (Fund 12)	92,781	6,930	22,500	122,211
NLC	Refurbish tennis courts and adjacent irrigation (Fund 12)	82,472	6,160	20,000	108,632
NLC	Repair Drainage at Bldg. L Service Drive	103,090	7,700	25,000	135,790
NLC	Renovate South Parking Lot & Landscape, final phase-Concrete	3,247,335	242,550	639,232	4,129,117
NLC	Renovate T Parking Lot, add irrigation & landscape	103,090	7,700	25,000	135,790
NLC	Repair drainage at Bldg. J - Klin area & courtyard	77,318	5,776	18,750	101,844
NLC	Replace AHU #21, and VAV Boxes(with P-350 renovation)	206,180	15,400	50,000	271,580
NLC	Replace AHU A10 & A13, convert from double to single	1,030,900	77,000	250,000	1,357,900
NLC	Replace/repair dampers & louvers, 10 AHUs and 1 RTU	268,034	20,020	65,000	353,054
NLC	Replace Clock System, Central Campus	92,781	6,930	22,500	122,211
NLC	Replace HW, CHW & DHW piping between N-T under drive	77,318	5,776	18,750	101,844
NLC	Replace RTU's West Campus, 10 each (landlord involvement)	309,270	23,100	75,000	407,370
NLC	Upgrade/repair/replace cathodic protection	185,562	13,860	45,000	244,422
	<b>Totals</b>	<b>12,776,281</b>	<b>991,269</b>	<b>2,783,039</b>	<b>16,550,589</b>

**Dallas County Community College District  
Deferred Maintenance Projects (Unexpended Plant Fund), Summary  
Fiscal Years 2013, 2014, 2015 & 2016**

<b>Location</b>	<b>Construction</b>	<b>A &amp; E</b>	<b>FF&amp;E</b>	<b>Contingency</b>	<b>Total</b>
BHC	3,474,963	382,530		1,028,794	4,886,287
CVC	7,532,461	533,322		1,190,199	9,255,982
ECC	5,245,759	569,183	5,476	2,260,325	8,080,743
EFC	1,656,362	99,357		578,680	2,334,399
MVC	3,971,589	196,393		505,708	4,673,690
NLC	6,106,717	706,426	5,217	1,413,065	8,231,425
RLC	4,620,165	389,166		1,362,264	6,371,595
College Services	1,314,682	183,227		123,543	1,621,452
District	1,199,171	571,503	505,980	14,743,154	17,019,808
<b>Grand Total</b>	<b>35,121,869</b>	<b>3,631,107</b>	<b>516,673</b>	<b>23,205,732</b>	<b>62,475,381</b>

**Dallas County Community College District**  
**Unexpended Plant Fund Executive Summary / Deferred Maintenance Contract Awards**  
**as of July 14, 2016**

<p>37,974,408 Deferred Maintenance Current Budgets  10,477,678 Deferred Maintenance - Not Awarded  1,072,095 ADA - Current Awards  3,002,064 ADA - Not Awarded  7,687,425 Campus Projects (SARS) - Capitalized  2,261,711 IT Upgrades  <u><b>62,475,381</b></u> <b>Grand Total Unexpended Plant Fund (Fund 45)</b></p>	<p>66,177,052 Deferred Maintenance Approved FY13 to FY16  (37,974,408) Less Current Budgets (in Fund 45)  (10,477,678) Less Deferred Maintenance - Not Awarded (Fund 45)  (3,297,817) Less Current Budgets (in Fund 16: Repair &amp; Renovation)  <u><b>14,427,149</b></u> <b>Value of Projects Completed</b></p>
--	---



DALLAS COUNTY COMMUNITY COLLEGE DISTRICT  
CONTRACTS AND INTERLOCAL AGREEMENTS  
FISCAL YEAR 2016-2017

**DALLAS COUNTY COMMUNITY COLLEGE DISTRICT**  
**CONTRACTUAL AND INTERLOCAL AGREEMENTS, Summary**  
**FISCAL YEAR 2016-2017**

<b>Campus</b>	<b>Contracting Entity</b>	<b>Total</b>
<b>Bill J. Priest</b>	Garcia- Shilling	25,000
	Mentzel & Associates	100,000
	Scalable Solution	1,500,000
	Texas Health & Safety	60,500
	TFP Group	2,000,000
	The University of Texas at Arlington	2,000,000
	The Wright Resource Group	425,000
<b>Bill J. Priest Total</b>		<b>6,110,500</b>
<b>Brookhaven</b>	Carrollton/Farmers Branch ISD (Early College High School Memorandum of Understanding)	-
	City of Farmers Branch	-
	FCD Youth, LLC	188,000
	Ford Motor Co.	113,597
	Irving ISD	160,000
<b>Brookhaven Total</b>		<b>461,597</b>
<b>Cedar Valley</b>	Cedar Hill ISD	130,000
	Dallas ISD	105,000
	DeSoto ISD	87,000
	Lancaster ISD	45,000
	Mesquite ISD	25,000
	Sector	50,000
	Sensibility	200,000
	TMAC	100,000
	Tooling U	150,000
<b>Cedar Valley Total</b>		<b>892,000</b>
<b>College Services</b>	Innovative Interfaces	95,000
	TBD (Possibly BlackBoard)	100,000
<b>College Services Total</b>		<b>195,000</b>
<b>Eastfield</b>	A+ Academy	20,000
	Bishop Lynch	140,000
	City of Mesquite	10,000
	Curtis Culwell Center	50,000
	Dallas Christian	40,000
	Dallas ISD	80,000
	Dallas ISD (Samuell ECHS)	50,000
	Dallas ISD (Seagoville PTECH ECHS)	50,000
	Dallas ISD (Spruce CTE ECHS)	50,000
	Duncanville ISD	20,000
	Garland ISD	248,000
	Global Corporate College	250,000
	Mesquite ISD	10,000
	Southeast Dallas Chamber of Commerce	4,200
	Southeast Dallas Hispanic Chamber of Commerce	-
	Wilkinson Center	18,000
<b>Eastfield Total</b>		<b>1,040,200</b>
<b>El Centro</b>	City of Dallas	4,852,048
	City of Dallas Police Department	13,600
	City of Dallas/Fire Rescue Department	275,188
	City of DeSoto DeSoto Fire Rescue	-
	City of Garland Garland Fire Department	-
	City of Garland/Fire Department	-
	Dallas County Jail System	300,000
	Dallas ISD	-
	Dallas ISD Dallas Texas PreFreshman Engineering Program	375,000
	Dallas ISD Early College High School	153,000
	Irving ISD Amendment	50,000
	Downtown Dallas Inc.	165,000

<b>El Centro Total</b>		<b>6,183,836</b>
<b>North Lake</b>	C.E.F.	60,000
	C.E.F. Instructional Agreement	200,000
	Cistercian Preparatory School	55,000
	City of Irving Police Dept	-
	Four Seasons	400,000
	Irving I.S.D.	200,000
	N.T. Joint Apprenticeship & Training Center	170,000
	N.T. Plumbers & Pipefitters	75,000
	P.S. Business Parks	411,158
<b>North Lake Total</b>		<b>1,571,158</b>
<b>Richland</b>	Career Trucking School	180,000
	Curtis Culwell Center	60,000
	Garland ISD	180,000
	Immerse 2 Learn	125,000
	Richardson ISD	65,000
	Divergence Academy	174,600
	Integrity LLC	78,204
	MNK Infotech Inc.	381,745
<b>Richland Total</b>		<b>1,244,549</b>
<b>Mountain View</b>	Dallas Can Academy	239,000
	Dallas County Schools	49,999
	Dallas County Sheriff's Dept.	120,000
	Duncanville H.S.	100,000
	Estudias Software	25,000
	Molina H.S.	49,999
	State Authorization & Reciprocity Agreement	4,000
	Texas Can Academies	149,999
	Trinity Watershed Mngt	10,000
<b>Mountain View Total</b>		<b>747,997</b>
<b>Districtwide</b>	DART	1,300,000
<b>Districtwide Total</b>		<b>1,300,000</b>
<b>Grand Total</b>		<b>19,746,837</b>

*All amounts are included in operating budgets*

**DALLAS COUNTY COMMUNITY COLLEGE DISTRICT  
CONTRACTUAL AND INTERLOCAL AGREEMENTS, Detail  
FISCAL YEAR 2016-2017**

<b>Line</b>	<b>Campus</b>	<b>Contracting Entity</b>	<b>Purpose</b>	<b>Amount</b>	<b>Income - I Expense - E</b>
1	Bill J. Priest	Garcia- Shilling	Trainers to provide workforce instruction to companies through the Solutions Development Department	25,000	I
2	Bill J. Priest	Mentzel & Associates	Trainers to provide workforce instruction to companies through the Solutions Development Department	100,000	I
3	Bill J. Priest	Scalable Solution	Trainers to provide workforce instruction to companies through the Solutions Development Department	1,500,000	I
4	Bill J. Priest	Texas Health & Safety	Trainers to provide workforce instruction to companies through the Solutions Development Department	60,500	I
5	Bill J. Priest	TFP Group	Trainers to provide workforce instruction to companies through the Solutions Development Department	2,000,000	I
6	Bill J. Priest	The University of Texas at Arlington	To establish the business relationship between BJP and UTA to coordinate and provide information regarding the registration, scheduling, and delivery of a variety of training classes and to offer consulting and mentoring assistance and advice at BJP, customer,	2,000,000	I
7	Bill J. Priest	The Wright Resource Group	Trainers to provide workforce instruction to companies through the Solutions Development Department	425,000	I
8	Brookhaven	Carrollton/Farmers Branch ISD (Early College High School Memorandum of Understanding)	Provide concurrent enrollment for academic dual credit college courses for high school students; preparing them for successful careers and educational futures through seamless intergration of high school, college, and the world of work, improve	N/A	N/A
9	Brookhaven	City of Farners Branch	Interlocal license agreement to maintain an emergency warning tower on college property.	N/A	N/A
10	Brookhaven	FCD Youth, LLC	Lease agreement for use of soccer field #4 for youth soccer practice.	188,000	I
11	Brookhaven	Ford Motor Co.	Pays the college for one instructor for technical training program.	113,597	I
12	Brookhaven	Irving ISD	Non-credit lecture and on-line courses in health careers, computer information, customer service, event planning, paralegal, personal trainer, and distribution and logistics	160,000	I
13	Cedar Valley	Cedar Hill ISD	Dual credit.	95,000	E
14	Cedar Valley	Cedar Hill ISD	Early College High School.	35,000	E

Line	Campus	Contracting Entity	Purpose	Amount	Income - I Expense - E
15	Cedar Valley	Dallas ISD	Dual credit.	35,000	E
16	Cedar Valley	Dallas ISD	Early College High School.	70,000	E
17	Cedar Valley	DeSoto ISD	Dual credit.	47,000	E
18	Cedar Valley	DeSoto ISD	Early College High School.	40,000	E
19	Cedar Valley	Lancaster ISD	Dual credit.	45,000	E
20	Cedar Valley	Mesquite ISD	Dual credit.	25,000	E
21	Cedar Valley	Sector	Training provider for projected grant funded Workforce training for businesses	50,000	E
22	Cedar Valley	Sensibility	Training provider for projected grant funded Workforce training for businesses	200,000	E
23	Cedar Valley	TMAC	Training provider for projected grant funded Workforce training for businesses	100,000	E
24	Cedar Valley	Tooling U	Training provider for projected grant funded Workforce training for businesses	150,000	E
25	College Services	Innovative Interfaces	Library system	95,000	E
26	College Services	TBD (Possibly BlackBoard)	Enrollment Management Campaigns at LeCroy	100,000	E
27	Districtwide	DART	DART passes to all ECC students who meet required enrollment hours.	1,300,000	E
28	Eastfield	A+ Academy	Dual Credit	20,000	E
29	Eastfield	Bishop Lynch	Dual Credit	140,000	E




Line	Campus	Contracting Entity	Purpose	Amount	Income - I Expense - E
30	Eastfield	City of Mesquite	Lease of soccer fields for recreational play for the Mesquite Soccer Association	10,000	E
31	Eastfield	Curtis Culwell Center	2017 Graduation	50,000	E
32	Eastfield	Dallas Christian	Dual Credit	40,000	E
33	Eastfield	Dallas ISD	Dual Credit	80,000	E
34	Eastfield	Dallas ISD (Samuell ECHS)	Samuell ECHS	50,000	I
35	Eastfield	Dallas ISD (Seagoville PTECH ECHS)	Seagoville PTECH ECHS	50,000	I
36	Eastfield	Dallas ISD (Spruce CTE ECHS)	Spruce CTE ECHS	50,000	I
37	Eastfield	Duncanville ISD	Dual Credit	20,000	E
38	Eastfield	Garland ISD	Dual Credit	248,000	E
39	Eastfield	Global Corporate College	Contract Training Partnership	250,000	I/E
40	Eastfield	Mesquite ISD	Dual Credit	10,000	I
41	Eastfield	Southeast Dallas Chamber of Commerce	Lease of administrative office space for chamber staff	4,200	I
42	Eastfield	Southeast Dallas Hispanic Chamber of Commerce	Lease of administrative office space for chamber staff	N/A	N/A
43	Eastfield	Wilkinson Center	Lease of administrative space for Wilkinson Center staff	18,000	I
44	El Centro	City of Dallas	For Basic and In-Service training for City Police Department sworn personnel	4,000,548	I

Line	Campus	Contracting Entity	Purpose	Amount	Income - I Expense - E
45	El Centro	City of Dallas	For Basic and In-Service training for City Police Department sworn personnel	851,500	I
46	El Centro	City of Dallas Police Department	Provide First Aid and Cardiopulmonary Resuscitation Training to the City's Police Department for its recruits in the Dallas Police Basic Training Academy.	13,600	I
47	El Centro	City of Dallas/Fire Rescue Department	Provide instructional services for basic training for the City's Fire Rescue Department recruits and the In-Service Training for the City's Fire Rescue Department veteran personnel.	275,188	I
48	El Centro	City of DeSoto DeSoto Fire Rescue	Provide emergency medical services (EMS) for new recruits with the City of DeSoto Fire Department.	-	
49	El Centro	City of Garland Garland Fire Department	Provide emergency medical services (EMS) for new recruits with the City of Garland Fire Department.	-	I
50	El Centro	City of Garland/Fire Department	Provide instructional services for basic training for the City's Fire Department recruits and the In-Service Training for the City's Fire Department veteran personnel.	-	I
51	El Centro	Dallas County Jail System	Provide a cooperative educational program for the inmates of the Dallas County Jail System.	300,000	I
52	El Centro	Dallas ISD	Provide Dallas ISD students education programming, STEM experiences, and access to workshop materials.	-	E
53	El Centro	Dallas ISD Dallas Texas PreFreshman Engineering Program	Provide qualified middle and high school students with a challenging academic program designed to motivate and prepare these students for success in advanced studies leading to careers in science, technology, engineering ad math (STEM) fields.	375,000	E
54	El Centro	Dallas ISD Early College High School	Parties agree to following the intent of the Guiding Principles of the ECHS especially in providing Dual Credit classes with sufficient time for the students to complete an Associate's Degree.	153,000	E
55	El Centro	Downtown Dallas Inc.	Three year due for being part of Downtown Dallas Inc. 2017-2019	165,000	E
56	El Centro	Irving ISD Amendment	CE lecture/lab courses for Nurse Aide Certification Training to ISD high school students.	50,000	I
57	Mountain View	Dallas Can Academy	Continuing Ed courses - Interlocal	239,000	E
58	Mountain View	Dallas County Schools	Continuing Ed courses - Interlocal	49,999	E
59	Mountain View	Dallas County Sheriff's Dept.	Contracted Inmate Training - Interlocal	120,000	E

Line	Campus	Contracting Entity	Purpose	Amount	Income - I Expense - E
60	Mountain View	Duncanville H.S.	Continuing Ed courses - Interlocal	100,000	E
61	Mountain View	Estudias Software	Student Services Software for	25,000	E
62	Mountain View	Molina H.S.	CNA program - Interlocal	49,999	E
63	Mountain View	State Authorization & Reciprocity Agreement	Allow MVC to offer online classes to students in other states	4,000	E
64	Mountain View	Texas Can Academies	Alternative Teacher Certification - Interlocal	149,999	E
65	Mountain View	Trinity Watershed Mngt	Contract Training Courses - Interlocal	10,000	E
66	North Lake	C.E.F.	Sublease of office space to C.E.F.	60,000	I
67	North Lake	C.E.F. Instructional Agreement	Instructional agreement.	200,000	E
68	North Lake	Cistercian Preparatory School	Dual Credit instructional agreement.	55,000	E
69	North Lake	City of Irving Police Dept	Training, space sharing agreement (two agreements).	n/a	E
70	North Lake	Four Seasons	Lease of land to golf course, in negotiations	400,000	I
71	North Lake	Irving I.S.D.	Dual Credit instructional agreement.	200,000	E
72	North Lake	N.T. Joint Apprenticeship & Training Center	Instructional agreement.	170,000	E
73	North Lake	N.T. Plumbers & Pipefitters	Instructional agreement.	75,000	E
74	North Lake	P.S. Business Parks	Lease of building housing West Campus.	411,158	E

<b>Line</b>	<b>Campus</b>	<b>Contracting Entity</b>	<b>Purpose</b>	<b>Amount</b>	<b>Income - I Expense - E</b>
75	<b>Richland</b>	Career Trucking School	Train students with hands-on skill development and instruction coordinated with DOT	180,000	E
76	<b>Richland</b>	Curtis Culwell Center	2017 Graduation	60,000	E
77	<b>Richland</b>	Divergence Academy	Train 700 employees of RealPage Inc on innovative information technology topics	174,600	E
78	<b>Richland</b>	Garland ISD	Dual credit agreement	180,000	E
79	<b>Richland</b>	Immerse 2 Learn	Contracted services for learning modules	125,000	E
80	<b>Richland</b>	Integrality LLC	Train 448 employees of RealPage Inc on innovative information technology topics	78,204	E
81	<b>Richland</b>	MNK Infotech Inc.	Train 700 employees of RealPage Inc on innovative information technology topics	381,745	E
82	<b>Richland</b>	Richardson ISD	Dual credit agreement	65,000	E



## DALLAS COUNTY COMMUNITY COLLEGE DISTRICT

### REPETITIVE PURCHASES, LICENSING AND OTHER AGREEMENTS

#### FISCAL YEAR 2016-2017

This section is comprised of the following:

##### Cooperative Purchasing Agreements

In accordance with the provisions of Chapter 791 of the Texas Government Code which is known as the Inter-Local Cooperation Contracts Act, the Board of Trustees has previously authorized the District to participate in cooperative purchasing programs with Allied States Cooperative, Texas Local Government State-wide Purchasing Cooperative (Buy Board), Choice Partners, Educational & Institutional Cooperative Services, Inc. (E & I), The Cooperative Purchasing Network (TCPN), The Texas Community College Cooperative Purchasing Network (TCCCPN), TIPS/TAPS, and The U.S. Communities Government Purchasing Alliance (US Communities).

##### State Contracts

In accordance with Local Government Code Chapter 271, Subchapter D, the District has a cooperative agreement with the State of Texas which permits it to take advantage of contracts established by the State Comptroller's Office and the Department of Informational Resources. Purchases via this cooperative agreement meet competitive bid requirements but do not preclude use of the advertised bid process when more favorable terms or pricing can be identified.


District Vendor Pools and Contracted Services  
Established through District bid or proposal, per State law.

These expenditures are included in the operating budget.

**DALLAS COUNTY COMMUNITY COLLEGE DISTRICT  
REPETITIVE PURCHASES, LICENSING AND OTHER AGREEMENTS  
FISCAL YEAR 2016-2017**

Line	LOCATION	VENDOR	CATEGORY	DESCRIPTION	TERM	TERM AMOUNT
1	District-wide	Vendor pool defined below: Allied States Buy Board Choice Partners E & I TCPN TCCCPN TIPS/TAPS U.S. Communities	Cooperative Purchasing Contracts	Purchase various goods and services	09/01/2016 - 08/31/2017	7,000,000
2	District-wide	State of Texas	Cooperative Purchasing Contracts	Utilize state contracts technology and other goods and services	09/01/2016 - 08/31/2017	6,100,000
3	College Services	Blackboard, Inc.	Software License Renewals	E-campus/E-connect, Interactive voice response, E-learning support, SaaS cloud hosting, BbSS tier 1 student support, and ICM password module support	09/01/2016 - 08/31/2017	1,263,000
4	College Services	Concur, Inc.	Software License Renewals	Travel Management System	09/01/2016 - 08/31/2017	75,000
5	College Services	Ellucian	Software License Renewals	Colleague, Unidata, Security Smith, E-Commerce, E-Commerce Volume Based Fee	09/01/2016 - 08/31/2017	860,000
6	College Services	Ex Libris	Software License Renewals	Library Management System for College book circulation and ordering management	09/01/2016 - 08/31/2017	255,700
7	College Services & Richland	Hobson	Software License Renewals	Distance learning	09/01/2016 - 08/31/2017	67,850
8	SBDC	Ibis World	Software License Renewals	Client services	09/01/2016 - 08/31/2017	65,000
9	College Services	Paperwise	Software License Renewals	Server, client	09/01/2016 - 08/31/2017	95,000
10	District-wide	Zogo Technologies	Software License Renewals	Student tracking/workflow management system	09/01/2016 - 08/31/2017	382,000
11	District-wide	Vendor pool defined below: Clampitt Paper Company Olmsted-Kirk Paper Company Western BRW Paper Company	Price Agreement	Paper: To provide assortment of quality printing papers	09/01/2016 - 08/31/2018	200,000
12	Eastfield	Vedor pool defined below: Borden Dairy Company of Texas, LLC Labatt Food Service The CD Hartnett Company	Price Agreement	Food service: Provide nutritional needs of the childcare program per Texas Child Protective Services requirements	09/01/2016 - 08/31/2018	190,000
13	District-wide	Vendor pool defined below: A La Carte Catering & Cakes, Inc. Alonti Catering Aspen Catering At Your Service Catering & Event Planning Beyond The Box Blue Mesa Grill Bobaddition, LLC Catering by Larry Chef Cassy's Creations	Price Agreement	Food Service: Provide catering services for campus-sponsored events	09/01/2016 - 08/31/2018	1,400,000

Line	LOCATION	VENDOR	CATEGORY	DESCRIPTION	TERM	TERM AMOUNT
		Chef Pete Catering, LLC Chick-Fil-A-Dallas Cro Catering-Consolidated Restaurant Operations, Inc. Domino's-Dallas Firehouse Subs-Cedar Hill & Garland Glory House Catering Low Country Quisine, LLC Marshall's Catering & Special Events McAlister's Deli-Dallas Royal Catering, Inc. Rose Food Service Seven Loaves Catering & Events Si Bon Chef Sinful Sweets Something Different Cuisine Sterns Catering Company Spring Creek Barbeque Catering Company, LTD. Thorhill Catering Two Sisters Catering Urban Taste Catering, LLC. Vizcarra Hospitality, LLC.				
14	District-wide	Texas Health Ben Hogan Sports Medicine	Price Agreement	On-Site Athletic Trainer Services	09/01/2016 - 08/31/2018	200,000
15	District-wide	P.A.C. Systems, Inc.	Price Agreement	Fire system inspection & repairs	08/03/2016 - 07/31/2022	735,000
16	District-wide	The Barber Shop Marketing	Price Agreement	Media Buying Services	09/01/2016 - 08/31/2018	180,000
17	District-wide	ABM Janitorial Services - Southwest, LLC (CVC, CVC-CH, DSC EFC, EFC-PG, MVC)	Price Agreement	Custodial Services * based on 12-month estimate	09/01/2016 - 08/31/2021	11,650,000
18	District-wide	Flagship Facility Services, Inc. (DO, ECC-AH, ECC-BJP, ECC-Main, ECC-Wellness, ECC-West, NLC- Main, NLC-North, NLC-South, NLC-West)	Price Agreement	Custodial Services * based on 12-month estimate	09/01/2016 - 08/31/2021	9,635,000
19	District-wide	McLemore Building Maintenance, Inc. (BHC, LCET, RLC-Main, RLC-Garland)	Price Agreement	Custodial Services * based on 12-month estimate	09/01/2016 - 08/31/2021	11,655,000
20	District-wide	Custodial Services contingency @ 5% of estimate	Price Agreement	Custodial Services	09/01/2016 - 08/31/2021	1,647,000
21	District-wide	Roach, Howard, Smith and Barton through carrier Midwest Employers Casualty Co.	Insurance	Provide excess workers' compensation insurance	09/01/2016 - 08/31/2022	1,275,000
22	District-wide	Vendor pool defined below: AttainIt Moore Medical LLC Pocket Nurse Enterprises, Inc. Products Unlimited, Inc. School Health Corp.	Price Agreement	Medical equipment & supplies	09/01/2016 - 08/31/2019	1,060,000
23	District-wide	Konica Minolta Business Solutions	Price Agreement	Photocopiers/Lab printers, services & supplies	09/01/2016 - 08/31/2017	430,000



# DALLAS COUNTY COMMUNITY COLLEGE DISTRICT

## PRICING AGREEMENTS

### FISCAL YEAR 2016-2017

**Pricing Agreements:**

Access to pricing agreements occurs through the following pathways: (1) cooperative agreements, (2) state contracts, or (3) district vendor pools and contracts services. These items are included in the operating budget.



**DALLAS COUNTY COMMUNITY COLLEGE DISTRICT  
PRICING AGREEMENTS  
FISCAL YEAR 2016-2017**

<b>Line</b>	<b>TYPE</b>	<b>LOCATION</b>	<b>CATEGORY</b>	<b>DESCRIPTION</b>	<b>ESTIMATED ANNUAL EXPENDITURE</b>
1	Pricing Agreement	District-wide	Facilities	Building materials & supplies	101,565
2	Pricing Agreement	District-wide	Facilities	Chiller maintenance	486,948
3	Pricing Agreement	District-wide	Facilities	Custodial service	5,711,148
4	Pricing Agreement	District-wide	Facilities	Elevator maintenance	160,884
5	Pricing Agreement	District-wide	Facilities	EMS maintenance-Schneider (BHC,EFC,ECC &MVC)	126,180
6	Pricing Agreement	District-wide	Facilities	EMS maintenance-Siemens (NLC Main/North/South)	61,644
7	Pricing Agreement	District-wide	Facilities	Furniture	2,326,668
8	Pricing Agreement	District-wide	Facilities	General maintenance	39,084
9	Pricing Agreement	District-wide	Facilities	Grease trap service	15,760
10	Pricing Agreement	District-wide	Facilities	Interior plant maintenance	31,032
11	Pricing Agreement	District-wide	Facilities	Landscape maintenance	885,432
12	Pricing Agreement	District-wide	Facilities	Paper products, sanitary	359,580
13	Pricing Agreement	District-wide	Facilities	Pest control service	28,716
14	Pricing Agreement	District-wide	Facilities	Trash disposal and recycling services	123,732
15	Pricing Agreement	District-wide	Facilities	Window cleaning services	207,936
16	Pricing Agreement	District-wide	Facilities	Ammunition	9,096
17	Pricing Agreement	District-wide	Facilities	Automatic door repair service	24,696
18	Pricing Agreement	District-wide	Facilities	Automotive maintenance & repair service	86,148
19	Pricing Agreement	District-wide	Facilities	Automotive repair-parts	42,792
20	Pricing Agreement	District-wide	Facilities	Boom truck services	5,400
21	Pricing Agreement	District-wide	Facilities	Construction related trades	1,811,796
22	Pricing Agreement	District-wide	Facilities	Cut steel	43,884
23	Pricing Agreement	District-wide	Facilities	Electrical repair parts and lamps	402,480
24	Pricing Agreement	District-wide	Facilities	Electronic messaging board	7,836


Line	TYPE	LOCATION	CATEGORY	DESCRIPTION	ESTIMATED ANNUAL EXPENDITURE
25	Pricing Agreement	District-wide	Facilities	Event rental services	20,304
26	Pricing Agreement	District-wide	Facilities	Fire protection systems, inspect/repairs	125,616
27	Pricing Agreement	District-wide	Facilities	Fire Systems-Simplex Grinnell	9,492
28	Pricing Agreement	District-wide	Facilities	First Aid and safety kit items	8,052
29	Pricing Agreement	District-wide	Facilities	Fitness equipment maintenance and repair	9,060
30	Pricing Agreement	District-wide	Facilities	Flags, U.S., Texas	4,548
31	Pricing Agreement	District-wide	Facilities	Fuel	107,172
32	Pricing Agreement	District-wide	Facilities	Glass replacement service	45,732
33	Pricing Agreement	District-wide	Facilities	Grounds equipment repair, parts and service	37,776
34	Pricing Agreement	District-wide	Facilities	Hand sanitizer & dispensers	11,124
35	Pricing Agreement	District-wide	Facilities	Hazardous waste/lamp recycling	31,680
36	Pricing Agreement	District-wide	Facilities	Horticulture and landscape supplies	37,188
37	Pricing Agreement	District-wide	Facilities	Air Filters, HVAC	36,564
38	Pricing Agreement	District-wide	Facilities	Chillers, annual stop inspections	28,260
39	Pricing Agreement	District-wide	Facilities	Repairs, parts and supplies, HVAC	187,680
40	Pricing Agreement	District-wide	Facilities	I.D. camera (Datacard) supplies	30,012
41	Pricing Agreement	District-wide	Facilities	Irrigation equipment parts and in-shop repairs	13,584
42	Pricing Agreement	District-wide	Facilities	Kitchen related equipment repair	17,604
43	Pricing Agreement	District-wide	Facilities	Locks and locksmith services	67,008
44	Pricing Agreement	District-wide	Facilities	Moving services	41,484
45	Pricing Agreement	District-wide	Facilities	Paint and painting supplies	47,256
46	Pricing Agreement	District-wide	Facilities	Plants, bedding, seeds and bulbs	17,664
47	Pricing Agreement	District-wide	Facilities	Plumbing equipment and repair, parts	70,644
48	Pricing Agreement	District-wide	Facilities	Storage container rental	16,044
49	Pricing Agreement	District-wide	Facilities	Sweeping parking lots	10,476

Line	TYPE	LOCATION	CATEGORY	DESCRIPTION	ESTIMATED ANNUAL EXPENDITURE
50	Pricing Agreement	District-wide	Facilities	Swimming pool chemicals	8,316
51	Pricing Agreement	District-wide	Facilities	Trash can liners	87,840
52	Pricing Agreement	District-wide	Facilities	Uniforms, Industrial (purchase)	47,880
53	Pricing Agreement	District-wide	Facilities	Uniforms, Industrial (rental service)	25,552
54	Pricing Agreement	District-wide	Facilities	Uniforms and accessories, Police	10,296
55	Pricing Agreement	District-wide	Facilities	Water treatment service	92,064
56	Pricing Agreement	District-wide	Facilities	Welding equipment repair, parts & supplies	37,596
57	Pricing Agreement	District-wide	Facilities	Window blinds and shades	20,016
58	Pricing Agreement	Brookhaven	Facilities	Cleaning service and district owned linens	1,896
59	Pricing Agreement	Brookhaven	Facilities	Public safety communication system maintenance	58,764
60	Pricing Agreement	Brookhaven	Facilities	Security system maintenance and repair	19,452
61	Pricing Agreement	Eastfield	Facilities	Landscape plants and trees	11,640
62	Pricing Agreement	Eastfield	Facilities	T-Mobile phone service, Facilities Div.	4,836
63	Pricing Agreement	El Centro	Facilities	Security guard service	434,652
64	Pricing Agreement	North Lake	Facilities	Sign inserts and replacements	3,252
65	Pricing Agreement	District Service Center	Facilities	Abatement services	115,428
66	Pricing Agreement	District Service Center	Facilities	Irrigation equipment parts and in-shop repairs	13,656
67	Pricing Agreement	District Service Center	Facilities	Landscape maintenance	27,516
68	Pricing Agreement	Bill J. Priest	Facilities	Cleaning service for district owned linens	2,664
69	Pricing Agreement	District Service Center - Purchasing	Institutional Support	Armored car service	61,714
70	Pricing Agreement	District Service Center - Purchasing	Institutional Support	Forms management service	14,760
71	Pricing Agreement	District Service Center - Purchasing	Institutional Support	Photocopiers	167,280
72	Pricing Agreement	District Service Center - Purchasing	Institutional Support	Records storage, offsite	1,284
73	Pricing Agreement	District Service Center - Purchasing	Institutional Support	Shredding of district records	16,716
74	Pricing Agreement	District-wide	Institutional Support	Advertising-TV, radio, internet, newspapers, outdoors	3,000,000

Line	TYPE	LOCATION	CATEGORY	DESCRIPTION	ESTIMATED ANNUAL EXPENDITURE
75	Pricing Agreement	District-wide	Institutional Support	Advertising Specialties	542,676
76	Pricing Agreement	District-wide	Institutional Support	Mail distribution services	10,092
77	Pricing Agreement	District-wide	Institutional Support	Name badges	6,500
78	Pricing Agreement	District-wide	Institutional Support	Office supplies	438,648
79	Pricing Agreement	District-wide	Institutional Support	Paper, cut fine	52,056
80	Pricing Agreement	District-wide	Institutional Support	Business cards and stationery	73,068
81	Pricing Agreement	District-wide	Institutional Support	Offsite reproduction & digital printing	40,344
82	Pricing Agreement	District-wide	Institutional Support	Toner and Ink cartridges	44,004
83	Pricing Agreement	District-wide	Institutional Support	Trophies, plaques and awards	31,716
84	Pricing Agreement	El Centro	Institutional Support	Legal publications	11,484
85	Pricing Agreement	North Lake	Institutional Support	Mailroom and copy center facility mgmt.	197,076
86	Pricing Agreement	District Service Center	Institutional Support	Forms management services	14,460
87	Pricing Agreement	District Service Center	Institutional Support	Imaging of source documents	8,556
88	Pricing Agreement	District Service Center	Institutional Support	Long distance service	27,768
89	Pricing Agreement	District Service Center	Institutional Support	PBX telephone systems maintenance	130,980
90	Pricing Agreement	District-wide	Student Services	Audio visual equipment	1,000,953
91	Pricing Agreement	District-wide	Student Services	Onsite athletic trainer services	93,996
92	Pricing Agreement	District-wide	Student Services	Periodical subscription service	155,088
93	Pricing Agreement	District-wide	Student Services	Scantron hardware system maintenance	29,172
94	Pricing Agreement	District-wide	Student Services	Print vending systems (coin-operated printers)	548,556
95	Pricing Agreement	District-wide	Student Services	Accuplacer/ESOL assessment tests	262,296
96	Pricing Agreement	District-wide	Student Services	Arts, crafts and drafting supplies	28,932
97	Pricing Agreement	District-wide	Student Services	Athletic / sporting equipment, supplies & uniforms	71,964
98	Pricing Agreement	District-wide	Student Services	Audio/Video blank media	788
99	Pricing Agreement	District-wide	Student Services	Bookstore services, academic regalia & diploma covers	25,524

Line	TYPE	LOCATION	CATEGORY	DESCRIPTION	ESTIMATED ANNUAL EXPENDITURE
100	Pricing Agreement	District-wide	Student Services	Catering Services	996,420
101	Pricing Agreement	District-wide	Student Services	Catering-Subway	30,792
102	Pricing Agreement	District-wide	Student Services	Ceramic/Pottery supplies	14,496
103	Pricing Agreement	District-wide	Student Services	Charter bus service with driver	38,400
104	Pricing Agreement	District-wide	Student Services	Gases, industrial and medical	37,116
105	Pricing Agreement	District-wide	Student Services	Graphing calculators	6,420
106	Pricing Agreement	District-wide	Student Services	HESI Nursing exams & instructional material	24,480
107	Pricing Agreement	District-wide	Student Services	Medical supplies and equipment (Human/Vet Tech)	338,112
108	Pricing Agreement	District-wide	Student Services	Lab equipment, chemicals & supplies (Biol, Chem, Phys, EarSc)	409,548
109	Pricing Agreement	District-wide	Student Services	Library online databases (Amigos, Gale Grp, NAPC, Texshare)	342,888
110	Pricing Agreement	District-wide	Student Services	Microscope repair service	9,996
111	Pricing Agreement	District-wide	Student Services	Piano tuning and repair services	10,284
112	Pricing Agreement	District-wide	Student Services	Diplomas	8,328
113	Pricing Agreement	District-wide	Student Services	Postcards	13,092
114	Pricing Agreement	District-wide	Student Services	Promotional materials/class schedules (offset/web)	241,284
115	Pricing Agreement	District-wide	Student Services	Student newspapers	35,292
116	Pricing Agreement	District-wide	Student Services	Proprietary Testing Materials	10,932
117	Pricing Agreement	District-wide	Student Services	Sheet music	14,208
118	Pricing Agreement	District-wide	Student Services	Sign language interpreting services	167,112
119	Pricing Agreement	District-wide	Student Services	Bus transportation (Dallas County Schools)	16,320
120	Pricing Agreement	District-wide	Student Services	Charter bus service with driver	39,876
121	Pricing Agreement	District-wide	Student Services	Domestic Student travel services	301,488
122	Pricing Agreement	District-wide	Student Services	International student travel services	17,352
123	Pricing Agreement	Brookhaven	Student Services	Cut flowers and supplies	6,204
124	Pricing Agreement	Eastfield	Student Services	Automotive paint and supplies	19,224

Line	TYPE	LOCATION	CATEGORY	DESCRIPTION	ESTIMATED ANNUAL EXPENDITURE
125	Pricing Agreement	Eastfield	Student Services	Food and sundries for child care program	39,156
126	Pricing Agreement	El Centro	Student Services	Autoclave maintenance (Steris)	6,696
127	Pricing Agreement	El Centro	Student Services	Culinary Arts food supplies	116,112
128	Pricing Agreement	Mountainview	Student Services	ATI Nursing instructional course materials	17,064
129	Pricing Agreement	District Service Center	Student Services	Library print and non print materials	192,012
130	Pricing Agreement	R. Jan LeCroy Center	Student Services	Media duplication and fulfillment services	1,920
131	Pricing Agreement	District-wide	Technology	Computers, Apple	539,640
132	Pricing Agreement	District-wide	Technology	Computers, DELL	2,394,216
133	Pricing Agreement	District-wide	Technology	Fujitsu scanner equipment	26,796
134	Pricing Agreement	District-wide	Technology	Printers, HP	142,188
135	Pricing Agreement	District-wide	Technology	Printer repair service	3,792
136	Pricing Agreement	District-wide	Technology	Software, Adobe	355,536
137	Pricing Agreement	District-wide	Technology	Software, Microsoft	40,740
138	Pricing Agreement	District-wide	Technology	Printers, HP	142,188
139	Pricing Agreement	District Service Center	Technology	Internet service	35,328
140	Pricing Agreement	District Service Center	Technology	Telecommunications supplies/materials	17,880
141	Pricing Agreement	District Service Center	Technology	Voice/Data cabling services	195,132
142	Pricing Agreement	District Service Center	Technology	Wide area network and telecommunications	131,184



**Dallas County Community College District**  
**Budget-Detailed Listing of Salaries and Emoluments**  
**Fiscal Year 2016-17**  
**FY2017**

Position	Annual Salary	Emoluments
<b>UNRESTRICTED FUND</b>		
Institutional Support Total	49,130,161	481,940
Student Services Total	27,584,980	242,400
Instruction Total	77,793,530	969,662
Academic Support Total	12,658,051	93,480
Public Service Total	2,047,794	20,400
Operation & Maintenance of Plant Total	9,452,570	61,080
<b>UNRESTRICTED FUND TOTAL</b>	<b>178,667,086</b>	<b>1,868,962</b>
<b>AUXILIARY FUND</b>		
<b>AUXILIARY FUND TOTAL</b>	<b>3,036,026</b>	<b>15,360</b>
<b>RESTRICTED FUND</b>		
Institutional Support Total	1,485,764	15,960
Student Services Total	1,604,760	-
Instruction Total	3,182,086	7,560
Public Service Total	1,278,352	240
<b>RESTRICTED FUND TOTAL</b>	<b>7,550,962</b>	<b>23,760</b>
<b>GRAND TOTAL</b>	<b>189,254,074</b>	<b>1,908,082</b>



Dallas County Community College District  
 Budget-Detailed Listing of Salaries and Emoluments  
 Fiscal Year 2016-17

Position	FY2017		FY2016		Difference	
	Annual Salary	Emoluments	Annual Salary	Emoluments	Annual Salary	Emoluments
<b>UNRESTRICTED FUND</b>						
Institutional Support Total	49,130,161	481,940	44,553,420	352,410	4,576,740	129,530
Student Services Total	27,584,980	242,400	25,667,950	201,900	1,917,031	40,500
Instruction Total	77,793,530	969,662	72,837,155	865,904	4,956,375	103,758
Academic Support Total	12,658,051	93,480	11,940,538	82,305	717,513	11,175
Public Service Total	2,047,794	20,400	2,305,063	28,431	(257,269)	(8,031)
Operation & Maintenance of Plant Total	9,452,570	61,080	8,411,355	57,570	1,041,215	3,510
<b>UNRESTRICTED FUND TOTAL</b>	<b>178,667,086</b>	<b>1,868,962</b>	<b>165,715,481</b>	<b>1,588,520</b>	<b>12,951,605</b>	<b>280,442</b>
<b>AUXILIARY FUND</b>						
AUXILIARY FUND TOTAL	3,036,026	15,360	2,681,722	18,000	354,304	(2,640)
<b>RESTRICTED FUND</b>						
Institutional Support Total	1,485,764	15,960	1,560,230	18,978	(74,466)	(3,018)
Student Services Total	1,604,760	-	1,373,541	7,740	231,219	(7,740)
Instruction Total	3,182,086	7,560	2,148,706	8,340	1,033,380	(780)
Public Service Total	1,278,352	240	1,077,481	600	200,871	(360)
<b>RESTRICTED FUND TOTAL</b>	<b>7,550,962</b>	<b>23,760</b>	<b>6,159,957</b>	<b>35,658</b>	<b>1,391,005</b>	<b>(11,898)</b>
<b>GRAND TOTAL</b>	<b>189,254,074</b>	<b>1,908,082</b>	<b>174,557,160</b>	<b>1,642,178</b>	<b>14,696,914</b>	<b>265,904</b>

Position	Annualized Rate	Emolument
Academic Advisor	34,162	-
Academic Advisor II	37,394	-
Academic Advisor II	38,884	-
Academic Advisor II	35,300	-
Account Sales Representative	51,500	-
Account Sales Representative	53,854	-
Account Sales Representative	54,333	-
Adm. Asst. to Inst. Dean II	51,847	-
Administrative Assistant	34,912	-
Administrative Assistant	44,443	-
Administrative Assistant	34,369	-
Administrative Assistant	34,108	-
Administrative Assistant	34,152	-
Administrative Assistant II	41,321	-
Administrative Assistant II	48,545	-
Administrative Assistant II	38,100	-
Administrator	72,101	1,200
Administrator	61,800	1,200
Admissions Specialist	30,137	-
Admissions Specialist	32,711	-
Admissions Specialist	29,481	-
Assistant Dean, Continuing Education I	50,300	-
Assistant Director	73,750	-
Assistant to Vice President II	65,770	-
Associate Circulation Coordinator	34,370	1,320
Associate Circulation Coordinator	34,362	-
Associate Circulation Coordinator	34,370	-
Associate Circulation Coordinator	34,123	-
Associate Circulation Coordinator	32,635	-
Associate Circulation Coordinator	32,284	-
Associate Coordinator, Media Support Ser	42,873	-
Associate Dean	79,219	1,200
Associate Dean, Student Support Services	55,300	-
Associate Dean, Workforce Development	66,344	1,200
Associate Vice President (2016)	101,275	2,400
Associate Vice President (2016)	101,970	2,400
Associate Vice President, Development	115,200	1,800
C.E. & Workforce Specialist	29,000	-
Cable/Broadcast T.V. Producer	57,671	-
Chief Corp & Wrkfc Dev Officer	125,914	2,400
Circulation Assistant	25,300	-
Circulation Assistant	25,300	-
Circulation Assistant	25,300	-
Circulation Assistant	25,300	-
Circulation Assistant	25,300	-
Circulation Assistant	25,300	-
Circulation Assistant II	28,622	-
Circulation Assistant II	38,400	-
Circulation Assistant II	27,580	1,320
Circulation Assistant II	27,216	-
Circulation Assistant II	27,216	-
Circulation Assistant II	24,454	-
Circulation Assistant II	27,214	-
Circulation Supervisor, Library	50,700	-
Circulation Supervisor, Library	51,446	-
Classroom Technology Specialist	42,700	-
Classroom Technology Specialist	42,764	-
Classroom Technology Specialist	42,500	-
Classroom Technology Specialist	42,300	-
College Coordinator Instructional Suppor	53,918	-
College Curriculum Manager	60,776	1,320
College Staff Development Specialist	43,940	-
College Video Film Maker	53,205	-
College Video Film Maker	40,647	-
College Video Film Maker	33,369	-
Continuing Education and Workforce Coord	42,500	1,320
Continuing Education and Workforce Coord	43,735	-
Continuing Education and Workforce Coord	45,604	-

Continuing Education and Workforce Coord	42,900	-
Coordinator of Graphic Services	44,050	-
Coordinator of Multimedia Productions	43,189	-
Coordinator of Multimedia Productions	36,414	-
Coordinator, Academic Programs	55,164	-
Coordinator, Media Distribution	43,102	-
Coordinator, Media Distribution	31,480	-
Crđ. C.E. & Workforce Development	51,100	-
Crđ. C.E. & Workforce Development	51,175	-
Crđ. C.E. & Workforce Development	54,624	-
Crđ. C.E. & Workforce Development	50,300	-
Crđ. Visual Media Prod. Svcs	51,596	1,320
Dean of Instruction	88,853	1,800
Dean, Educational Resources	81,336	1,800
Dean, Instructional Support & Distance E	82,400	3,120
Dean, Instructional Support & Distance E	82,400	1,800
Dean, Instructional Support & Distance E	82,400	1,800
Dean, Instructional Support & Distance E	82,400	1,800
Dean, Resource Development	93,350	1,800
Department Assistant I	25,300	1,320
Department Assistant I	25,300	1,320
Department Assistant II	25,738	-
Department Assistant II	26,917	1,320
Department Assistant II	25,300	1,320
Department Assistant II	24,000	-
Department Assistant III	39,792	-
Department Assistant III	28,894	-
Department Assistant III	35,528	-
Department Assistant III	26,620	-
Department Assistant III	26,620	1,320
Department Assistant III	26,620	1,320
Department Assistant IV	36,355	-
Department Assistant IV	30,300	-
Department Assistant IV	33,520	1,320
Department Assistant IV	30,300	-
Department Assistant IV	30,499	-
Director III	72,739	1,200
Director III	70,839	1,200
Director of Production	96,626	1,200
Director, College Programs	58,450	-
Director, Community Relations	73,173	1,200
Director, Corporate & Community Relation	67,980	1,200
Director, Library Services	58,937	-
Director, Library Services	63,359	-
Distance Educ Instructional Applications	50,941	1,320
District Dir. (adult Education & Literac	101,867	1,800
Educational Technologies Assistant	30,452	-
Elearning and Web Content Dev	54,075	-
Electronic Technician II (motion Imaging	42,300	-
Evening Administrator	50,300	-
Exec Dean, Corporate/Cont. Ed.	88,580	1,800
Exec. Dean, Educational Partnerships	95,696	1,800
Exec. Dean, Educational Partnerships	89,355	1,800
Exec. Dir. Compliance & Policy Formation	123,069	2,400
Exec. V.P. Academic Aff. & Student Succe	142,596	2,400
Exec. V.P. Academic Aff. & Student Succe	142,596	2,400
Executive Assistant	31,030	-
Executive Assistant to the Vice Presiden	53,313	-
Executive Dean	104,857	1,800
Executive Dean	88,580	1,800
Executive Dean	100,565	1,800
Faculty Contract & Load Specialist	34,108	-
Faculty, Full-Time, Range 3	92,284	-
Graphic Designer III	54,236	-
Help Desk Analyst I	45,586	-
Instructional Dean/Division Chair	83,872	1,800
Instructional Designer	83,738	-
Instructional Designer	62,913	-
Instructional Designer	60,300	-

Instructional Specialist II	35,900	-
Instructional Specialist III	42,857	-
Instructional Specialist III	48,450	-
Instructional Specialist III	42,857	-
Instructional Support Service Manager	53,673	-
Lead Librarian	69,355	1,320
Librarian	60,700	-
Librarian	60,300	1,320
Librarian	60,300	-
Librarian	60,300	1,320
Librarian	60,300	-
Librarian	60,300	1,320
Librarian I	60,300	-
Librarian I	52,957	-
Librarian I	54,148	-
Librarian II	60,300	-
Librarian II	59,000	-
Librarian II	60,300	-
Librarian II	60,300	-
Librarian II	60,300	-
Librarian III	60,500	-
Librarian III	60,300	-
Librarian III	60,500	-
Librarian III	60,300	-
Librarian III	60,300	-
Librarian III	60,300	-
Librarian III	60,306	-
Librarian III	60,300	-
Librarian IV	62,976	-
Librarian IV	59,895	-
Librarian IV	62,776	-
Librarian IV	60,379	-
Librarian IV	59,895	-
Librarian IV	59,695	-
Librarian IV	59,695	-
Library and Testing Center Specialist	34,123	-
Library and Testing Center Specialist	34,115	-
LRC STAFF F/T S R 3	90,163	-
LRC STAFF F/T S R 4	105,839	-
Manager, Library Circulation	54,267	-
Manager, Multimedia Production	50,700	-
Manager, Multimedia Production	50,500	-
Managing Director	90,850	-
Media Circulation Assistant	34,119	-
Media Distribution Assistant	25,300	-
Multimedia Graphics Designer	42,300	-
Multimedia Graphics Designer	41,000	-
Office Support Services Specialist	48,644	-
Office Support Services Specialist	34,362	-
Office Support Services Specialist	33,350	-
P C Support Specialist I	42,300	-
P C Support Specialist I	42,300	-
P C Support Specialist III	57,244	-
Producer	64,828	-
Program Services Coordinator	43,594	-
Program Services Coordinator	42,113	-
Program Services Coordinator	42,857	-
Program Services Specialist	47,377	-
Program Services Specialist	38,277	-
Program Services Specialist	38,116	-
Project Leader	56,000	-
Room USE Coordinator	39,087	1,320
Room USE Coordinator	42,721	-
Senior Academic Advisor	41,000	-
Senior Academic Advisor	45,300	-
Senior Academic Advisor	45,929	-
Senior Academic Advisor	44,379	-
Senior Academic Advisor	46,479	-
Senior Academic Advisor	45,714	-

Senior Academic Advisor - Campus H.S.	43,174	-
Senior Administrative Assistant	50,500	-
Senior Administrative Assistant	50,500	-
Senior Administrative Assistant	50,300	-
Senior Administrative Assistant	50,300	-
Senior Administrative Assistant	50,300	-
Senior Executive Assistant	48,450	-
Senior Executive Assistant	42,300	-
Senior Manager of Grant Projects	63,450	-
Senior Manager, Graphics Communications	59,361	-
Senior Program Development Specialist	50,500	-
Senior Program Development Specialist	50,900	-
Specialist V	54,009	-
Sr Mgr, Media and Production Services	54,193	-
Sr. Coordinator, Continuing Education Of	46,257	-
Superintendent, Charter H.S./Assoc. V.P.	131,138	2,400
Tech Prep Program Specialist	50,500	-
Telecourse Web/Graphic Specialist	69,247	-
Telecourse Web/Graphic Specialist	69,158	-
V.P., Academic Affairs & Student Success	133,307	2,400
Vice President of Academic Affairs	130,716	2,400
Vice President of Workforce Education	124,195	2,400
Vice President, Instruction	125,794	2,400
Vice President, Instruction	120,000	2,400
Website Content Coordinator II	55,303	-
<b>Total Academic Support</b>	<b>12,658,051</b>	<b>93,480</b>
Academic Advisor II	45,000	-
Accountant	47,254	-
Accountant	40,346	-
Accountant	37,880	-
Accountant	39,197	-
Accountant	37,568	-
Accountant	38,886	-
Accountant	44,656	-
Accountant	37,394	-
Accountant	40,748	-
Accountant	35,500	1,320
Accountant	34,000	-
Accountant	37,394	-
Accountant	38,808	-
Accountant	35,300	-
Accountant	38,478	-
Accountant II	42,866	-
Accountant II	42,923	-
Accountant II	43,324	-
Accountant II	46,117	-
Accountant II	42,300	1,320
Accountant II	43,945	1,320
Accountant II	43,466	-
Accountant II	42,300	-
Accountant II	42,300	1,320
Accounting Clerk a	25,900	-
Accounting Clerk B	36,388	-
Accounting Clerk B	36,207	-
Accounting Clerk B	36,111	-
Accounting Clerk B	27,220	-
Accounting Clerk B	25,763	-
Accounting Clerk B	27,939	-
Accounting Clerk C	31,052	-
Accounting Clerk C	30,300	-
Accounting Clerk C	35,342	-
Accounting Clerk C	36,785	-
Accounting Clerk C	38,260	-
Accounting Clerk C	31,283	1,320
Accounting Clerk C	30,452	-
Accounting Clerk C	33,200	1,320
Accounts Payable Specialist	47,219	-
Accounts Payable Specialist	49,235	-
Accounts Payable Specialist	41,397	-

Accounts Payable Specialist	40,000	-
Accounts Payable Specialist	35,000	-
Adm/Educ Implemenation Mgr.	70,500	-
Admin Assistant to the Associate Vice Ch	55,948	-
Admin. Assistant to the Chancellor	53,845	-
Administrative Assistant	38,573	-
Administrative Assistant	34,163	-
Administrative Assistant	33,969	1,320
Administrative Assistant	33,369	-
Administrative Assistant II	52,557	-
Administrative Assistant II	57,601	-
Administrative Assistant II	49,505	-
Administrative Assistant II	47,374	-
Administrative Assistant II	38,748	-
Administrative Assistant II	40,400	-
Administrative Assistant II	38,838	-
Administrative Assistant II	38,287	-
Administrative Assistant II	40,401	-
Administrative Assistant II	39,100	-
Administrative Assistant II	39,207	-
Administrative Assistant II	40,213	-
Administrative Assistant II	38,808	-
Administrative Assistant II	36,464	-
Administrative Assistant II	34,201	-
Administrative/Legal Assistant	40,400	-
Administrator	61,800	1,200
Administrator	61,800	1,200
Analyst	60,900	-
Applications Support Manager	68,558	-
Applications Support Manager	68,465	-
Applications Support Manager	65,799	-
Assistant Accountant	40,799	-
Assistant Accountant	34,163	-
Assistant Accountant	34,108	-
Assistant Accountant	47,706	-
Assistant Accountant	35,101	1,320
Assistant Accountant	34,108	-
Assistant Accountant	34,363	-
Assistant Accountant	32,284	-
Assistant Accountant	33,092	-
Assistant Accountant	33,969	-
Assistant Accountant	30,900	-
Assistant Accountant	33,969	-
Assistant Accountant	34,116	-
Assistant Accountant	30,900	-
Assistant Director	73,870	-
Assistant Director	70,300	-
Assistant Director, Business Office	57,203	-
Assistant Director, College Community Ca	50,900	-
Assistant Director, Human Resources	59,760	-
Assistant Director, Human Resources	51,100	-
Assistant Director, Marketing & Public I	49,000	-
Assistant District Dir of Business Svcs	67,675	-
Assistant General Counsel	110,210	2,400
Assistant Payroll Coordinator	62,120	-
Assoc District Dir, Hod	69,364	1,200
Assoc. Vc, Global Economic Development	154,500	3,600
Assoc. Vice Chancellor, Public & Governm	160,508	3,600
Assoc. Vice Chancellor, Workforce & Comm	159,908	3,600
Assoc.Dist.Dir. I.T. for Apps. Developme	126,134	2,400
Assoc.Dist.Dir. I.T./Network Services	126,970	2,400
Associate Dean, Org. & Staff Development	68,459	1,200
Associate Director	93,057	1,200
Associate Director	77,150	1,200
Associate Director	68,158	1,200
Associate Director	67,980	1,200
Associate Director	76,490	1,200
Associate District Director, Educational	96,479	1,800
Associate Vice President (2016)	122,559	2,400

Associate Vice President, Development	82,370	1,800
Asst to the V P B S	50,500	-
Asst to the V P B S	50,300	-
Asst. Dir. Human Resources II	64,899	-
Asst. Dir. Human Resources II	53,988	-
Asst. Dir. Human Resources II	53,782	-
Asst. Dir. Human Resources II	57,232	-
Auxiliary Business Services Assistant	50,500	-
Buyer II	45,320	-
Buyer II	48,151	-
Buyer II	47,650	-
Buyer III	58,130	-
Buyer III	57,730	-
Cable/Broadcast T.V. Producer	51,450	-
Cable/Broadcast T.V. Producer	50,300	-
Captain ( Asst. Dir.), College Police	68,470	-
Captain ( Asst. Dir.), College Police	62,200	-
Captain ( Asst. Dir.), College Police	62,527	-
Captain ( Asst. Dir.), College Police	62,000	600
Captain ( Asst. Dir.), College Police	62,997	1,920
Cashier	26,100	-
Cashier	27,203	-
Cashier	26,620	-
Cashier	27,199	-
Cashier	24,000	-
Chancellor	327,811	20,000
Charter High School Principal	95,375	1,800
Chief Financial Officer	200,786	8,400
Chief Info. Privacy / Security Officer	99,329	2,400
Chief Innovations Officer	226,600	9,600
Chief of Advancement Initiatives	169,950	8,400
Chief of Strategic Initiatives	169,950	8,400
Chief Talent Officer	200,785	8,400
Classroom Technology Specialist	42,300	1,920
Classroom Technology Specialist	42,300	-
Classroom Technology Specialist	47,388	-
Classroom Technology Specialist	42,300	1,320
Classroom Technology Specialist	42,300	1,320
College Director, Business Operations	75,107	1,200
College Director, Business Operations	81,885	1,200
College Director, Business Operations	67,980	1,200
College Director, Business Operations	76,431	1,200
College Director, Business Operations	73,130	2,520
College Director, Business Operations	68,580	1,200
College Director, Human Resources II	67,980	1,200
College Director, Human Resources II	75,900	1,200
College Director, Marketing and P.I.	81,428	1,200
College Director, Marketing and P.I.	78,788	2,520
College Director, Marketing and P.I.	75,924	1,200
College Director, Marketing and P.I.	69,294	1,200
College Director, Marketing and P.I.	76,101	1,200
College Financial Manager	54,643	-
College Financial Manager	50,300	-
College Financial Manager	52,750	-
College Planning & Dev. Info. Crd	59,906	-
College Police/Safety Officer	54,200	-
College Police/Safety Officer	47,888	1,320
College Police/Safety Officer	46,763	-
College Police/Safety Officer	47,888	-
College Police/Safety Officer	47,811	-
College Police/Safety Officer	45,874	-
College Police/Safety Officer	46,763	1,320
College Police/Safety Officer	47,822	-
College Police/Safety Officer	49,618	-
College Police/Safety Officer	49,653	1,320
College Police/Safety Officer	47,887	-
College Police/Safety Officer	47,889	-
College Police/Safety Officer	46,763	-
College Police/Safety Officer	48,509	-

College Police/Safety Officer	52,771	-
College Police/Safety Officer	47,888	-
College Police/Safety Officer	51,309	-
College Police/Safety Officer	47,887	-
College Police/Safety Officer	51,079	-
College Police/Safety Officer	46,763	-
College Police/Safety Officer	49,377	1,320
College Police/Safety Officer	50,366	-
College Police/Safety Officer	47,811	-
College Police/Safety Officer	50,366	-
College Police/Safety Officer	46,763	-
College Police/Safety Officer	48,510	-
College Police/Safety Officer	43,450	-
College Police/Safety Officer	46,763	-
College Police/Safety Officer	44,642	-
College Police/Safety Officer	46,763	-
College Police/Safety Officer	48,510	-
College Police/Safety Officer	47,887	1,320
College Police/Safety Officer	47,822	-
College Police/Safety Officer	45,825	-
College Police/Safety Officer	50,078	-
College Police/Safety Officer	47,886	-
College Police/Safety Officer	52,615	-
College Police/Safety Officer	51,309	1,320
College Police/Safety Officer	47,887	-
College Police/Safety Officer	51,026	1,320
College Police/Safety Officer	47,886	-
College Police/Safety Officer	49,608	-
College Police/Safety Officer	45,225	-
College Police/Safety Officer	43,450	-
College Police/Safety Officer	48,510	1,320
College Police/Safety Officer	47,811	-
College Police/Safety Officer	47,811	-
College Police/Safety Officer	44,750	-
College Police/Safety Officer	47,887	-
College Police/Safety Officer	47,879	-
College Police/Safety Officer	47,822	1,320
College Police/Safety Officer	39,900	-
College Police/Safety Officer	48,510	-
College Police/Safety Officer	47,844	1,320
College Police/Safety Officer	47,822	-
College Police/Safety Officer	46,763	-
College Police/Safety Officer	43,450	-
College Police/Safety Officer	47,887	-
College Police/Safety Officer	47,887	-
College Police/Safety Officer	43,450	-
College Police/Safety Officer	47,886	-
College Police/Safety Officer	47,887	-
College Police/Safety Officer	47,822	-
College Police/Safety Officer	47,887	-
College Police/Safety Officer	39,900	-
College Police/Safety Officer	51,309	-
College Police/Safety Officer	47,811	1,320
College Police/Safety Officer	47,822	-
College Police/Safety Officer	46,763	-
College Police/Safety Officer	49,618	1,320
College Police/Safety Officer	45,190	-
College Police/Safety Officer	46,763	-
College Police/Safety Officer	43,450	-
College Police/Safety Officer	41,200	-
College Police/Safety Officer	45,190	-
College Police/Safety Officer	44,750	-
College President	215,714	8,400
College President	215,713	8,400
College President	215,714	8,400
College President	215,714	8,400
College President	215,714	8,400
College President	215,714	8,400
College President	209,432	8,400



College President Admin. Assistant	62,380	-
College President Admin. Assistant	71,828	1,320
College President Admin. Assistant	56,648	-
College President Admin. Assistant	54,070	-
College President Admin. Assistant	53,866	-
College President Admin. Assistant	52,599	-
College Purchasing Coordinator	43,096	-
College Purchasing Coordinator	47,454	-
College Purchasing Coordinator	38,287	-
College Purchasing Transaction Specialis	39,801	-
College Purchasing Transaction Specialis	30,501	-
College Staff Development Specialist	53,274	-
College Video Film Maker	32,284	-
College Video Film Maker	33,369	-
Commissioner, Public Safety and Security	150,000	3,600
Computer Operations Supervisor	61,381	-
Computer Operator III	45,349	-
Coord., Grants Management & Compliance	55,919	-
Coordinator	45,170	-
Coordinator of Graphic Services	38,914	-
Coordinator, Alumni & Donor Relations	54,368	-
Coordinator, Alumni & Donor Relations	51,450	-
Coordinator, Hr Operations and Compensat	59,700	1,320
Coordinator, Media Distribution	25,763	-
Coordinator, Outreach & Recruitment	43,128	-
Corporal, College Police	62,640	600
Corporal, College Police	51,148	-
Corporal, College Police	51,764	-
Corporal, College Police	50,612	-
Corporal, College Police	53,951	-
Corporal, College Police	61,100	-
Corporal, College Police	50,612	-
Corporal, College Police	57,053	-
Corporal, College Police	51,079	-
Corporal, College Police	53,670	1,320
Corporal, College Police	51,814	-
Corporal, College Police	53,471	1,320
Corporal, College Police	49,479	-
Corporal, College Police	50,513	-
Corporal, College Police	51,067	-
Corporal, College Police	50,285	-
Corporal, College Police	52,462	-
Curriculum Specialist II	47,377	-
Curriculum Specialist II	35,300	-
Data Communications Technical Specialist	55,131	600
Database Administrator II	67,552	600
Database Administrator III	73,165	-
Dean, Educational/Administrative Tech.	85,767	1,800
Dean, Instructional Support & Distance E	82,400	1,800
Dean, Resource Development	82,400	1,800
Dean, Resource Development	96,139	1,800
Dean, Resource Development	106,282	1,800
Dean/Exec. Asst. to the President	108,840	1,800
Department Assistant II	25,300	-
Department Assistant IV	30,912	-
Department Assistant IV	31,337	-
Department Assistant IV	36,709	-
Department Assistant IV	30,748	-
Department Assistant IV	30,700	-
Department Assistant IV	33,200	1,320
Department Assistant IV	30,500	-
Department Assistant IV	32,645	-
Dir. Finance/Business Affairs, Foundatio	101,180	1,800
Dir. of Foundation & Corp. Partnerships	87,550	1,800
Dir. of Resource Dev. & Major Gifts	93,009	1,800
Dir., Organi. Effectiveness & Process	68,256	1,200
Dir., Organizational & Staff Development	65,266	1,320
Dir., Organizational & Staff Development	62,300	-
Dir., Organizational & Staff Development	50,300	-

Director	77,414	1,800
Director	76,973	1,800
Director	105,803	1,800
Director I	66,872	-
Director I	56,823	-
Director III	67,980	1,200
Director Institutional Research	65,176	-
Director IV	86,827	1,200
Director IV	73,419	1,200
Director of Development	87,550	1,800
Director, Admissions/Registrar	49,000	-
Director, College Police	73,207	-
Director, College Police	75,440	-
Director, College Police	72,860	600
Director, College Police	68,700	600
Director, College Police	68,700	1,920
Director, College Police	76,300	-
Director, Corporate & Community Relation	103,920	1,200
Director, Information Technology	87,635	2,520
Director, Information Technology	79,210	1,200
Director, Information Technology	81,468	1,200
Director, Media Relations	92,783	1,200
Dist Dir, Comm Engagement & Outreach	87,450	1,800
Dist. Crd. H O D Curriculum Management	50,500	-
Dist. Dir. Educational Technology	132,480	2,400
Dist. Dir. Marketing & Communications	104,742	1,800
Dist. Dir. of Information Technology	143,379	2,400
Dist. Hr Employment/Employee Services	53,730	-
Dist. Pgrm. Mgr. Business Diversity	75,047	1,200
Dist.Dir.Financial Svc/Comptroller	118,450	2,400
District Accounting Specialist	62,120	-
District Accounting Specialist	54,581	-
District Accounting Specialist	55,405	-
District Accounting Specialist	53,994	-
District Accounting Specialist	50,300	-
District Accounting Specialist	55,427	-
District Accounts Payable Manager	52,300	-
District Coordinator, Information Privac	67,806	-
District Courier	32,847	-
District Director Records & Retention	62,255	-
District Director Strategic Initiatives	118,450	2,400
District Director, Internet Publishing	94,769	1,800
District Director, Student Success	83,016	1,200
District Ecampus Help Desk Manager	63,983	600
District Organizational Process Analyst	60,157	-
District Payroll Accountant	51,500	-
District Reports Assistant	50,300	-
District Research Associate	53,835	-
District Shipping and Receiving, Invento	50,914	-
Dn, Plann, Research & Inst. Effectivenes	86,680	3,120
Dn, Plann, Research & Inst. Effectivenes	90,640	1,800
Dn, Plann, Research & Inst. Effectivenes	109,271	1,800
Educ Resource Support Ofcr	70,681	1,200
Emergency Manager	68,900	600
Enrollment Services Representative	42,900	-
Erp Integration and Reporting Specialist	65,928	-
Erp Support Services Assistant I	43,280	-
Erp/Software System Specialist	72,715	-
Exec. Asst. to the Exec. V.C., Business	62,467	600
Exec. Asst., Exec. V.C./Chief Staff Offi	60,500	600
Exec. Dean, Educational Partnerships	91,227	1,800
Exec. Dir. Budget & District Operations	94,760	2,400
Exec. Dir. of Systemic Reporting & Anly	119,359	2,400
Exec. Dir., Labor Market Intelligence	100,786	2,400
Exec. Dist. Director, Internal Audit	140,590	2,400
Executive Administrator	88,580	1,800
Executive Assistant	31,973	-
Executive Assistant to the Chancellor	60,568	-
Executive Assistant to the Chancellor	60,401	600

Executive Dean	88,580	1,800
Executive Dean (2005)	93,002	1,080
Executive Director	105,126	2,400
Executive Director, Community Campus	88,580	1,800
Executive Director, Community Campus	89,180	1,800
Executive Director, Human Resources	96,377	3,120
Executive Director, Human Resources	109,302	1,800
Executive Director, Human Resources	88,580	1,800
Executive Director, Human Resources	105,000	1,800
Executive Director, Human Resources	99,269	1,800
Executive Director, Human Resources	104,715	1,800
Executive Director, Human Resources	103,450	1,800
Executive District Director	112,606	2,400
Executive District Director - Talent Dev	103,000	2,400
Executive Vice Chancellor & Chief of Sta	237,287	10,800
Facilities Support Services Assistant I	44,197	-
Facilities Support Services Assistant I	38,901	-
Facilities Support Services Assistant I	30,900	-
Faculty Full-Time, Range 1	65,574	-
Financial Analyst	56,350	-
Financial Research Associate	54,435	-
Foundation/Dev Office Accounting Manager	67,850	-
General Counsel	214,840	8,400
Geographic Information Systems Technicia	60,300	-
Grant Compliance Specialist	45,775	-
Graphic Designer II	54,077	1,320
Graphic Designer II	42,300	-
Graphic Designer III	51,479	-
Graphic Designer III	50,900	-
Graphics Designer	37,394	-
Help Desk Analyst I	41,000	-
Help Desk Analyst I	42,300	-
Help Desk Analyst I	42,300	-
Help Desk Analyst I	42,300	-
Help Desk Analyst I	42,300	-
Help Desk Analyst II	50,300	-
Help Desk Analyst II	51,100	1,920
Help Desk Analyst II	50,300	-
Help Desk Analyst II	50,500	-
Help Desk Analyst II	50,300	600
Help Desk Analyst III	57,087	-
Human Resources Assistant	30,499	-
Human Resources Services Coordinator	34,163	-
Human Resources Specialist II	30,300	-
Human Resources Specialist III	51,030	-
Human Resources Specialist III	39,585	-
Human Resources Specialist III	39,197	-
Human Resources Specialist III	37,394	-
Human Resources Specialist III	37,394	-
Human Resources Specialist III	43,832	-
Human Resources Specialist III	38,272	-
Human Resources Specialist III	37,394	-
Human Resources Specialist IV	51,809	-
Human Resources Specialist IV	45,407	-
Human Resources Specialist IV	43,126	-
Human Resources Specialist IV	42,300	1,320
Human Resources Specialist IV	50,000	540
Human Resources Specialist IV	45,648	-
Human Resources Specialist IV	43,126	-
Human Resources Specialist IV	50,500	-
Human Resources Specialist IV	42,900	-
Human Resources Specialist IV	43,597	-
Human Resources Specialist IV	43,933	-
I T - Quality Assurance Specialist II	50,300	-
I T Support Services Clerk	42,300	-
I T Support Services Clerk	55,590	-
I T Support Services Clerk	42,300	-
I T Support Services Clerk	43,589	-
Imaging Technician II	27,141	-

Imaging Technician II	25,738	-
Imaging Technician II	25,300	-
Imaging Technician II	26,047	-
Information Systems Manager I	58,802	-
Information Systems Manager II	63,584	600
Information Technology Access Coordinato	58,487	-
Information Technology Support Services	51,709	-
Information Technology Support Services	50,500	-
Instructional Designer	62,594	-
Instructional Designer	59,000	-
Instructional Technical Support Coordina	50,300	-
Interaction Designer	67,850	-
Internal Auditor II	54,657	-
Internal Auditor II	50,300	-
It Auditor	66,657	-
Lead Applications Programmer	89,911	600
Lead Applications Programmer	83,991	600
Lead Cashier	31,085	-
Lead Cashier	30,500	1,320
Lead Cashier	30,466	-
Lead Cashier	29,000	-
Lead Cashier	30,300	-
Lead Erp/System Software Manager	83,940	600
Learning Management System Specialist	50,300	-
Legal Assistant	71,890	-
Librarian, Information Access Services	67,595	-
Librarian, Information Access Services	58,194	-
Librarian, Information Access Services	58,250	-
Librarian, Information Access Services	51,709	-
Lieutenant, College Police	67,995	600
Lieutenant, College Police	56,801	-
Lieutenant, College Police	59,965	-
Lieutenant, College Police	56,491	-
Lieutenant, College Police	56,801	-
Lieutenant, College Police	57,543	600
Lieutenant, College Police	55,900	-
Location Services Specialist	30,506	-
Manager	66,086	-
Manager	57,650	-
Manager of Records and Retention	53,276	-
Manager, Business Office	52,786	-
Manager, District Digital Marketing	60,300	-
Manager, News Communications	64,782	-
Manager, Rich Media	71,298	-
Managing Director	91,640	-
Marketing and Advertising Coordinator	42,857	-
Marketing Information Specialist	39,078	-
Marketing Information Specialist	38,226	-
Marketing Information Specialist	36,733	-
Marketing Information Specialist	36,520	-
Marketing Information Specialist	35,920	-
Motion Imaging Production Coordinator	52,707	-
Motion Imaging Production Coordinator	42,500	-
Network Services Manager I	59,238	1,920
Network Services Manager II	69,627	-
Network Services Manager II	67,941	1,920
Network/ Systems Specialist IV	62,081	600
Network/ Systems Specialist IV	62,281	1,920
Network/ Systems Specialist IV	74,516	-
Network/ Systems Specialist IV	64,261	600
Network/ Systems Specialist IV	62,500	-
Network/ Systems Specialist IV	68,159	-
Network/Server Support Specialist II	50,500	-
Network/Server Support Specialist II	58,526	-
Network/Server Support Specialist II	50,300	-
Network/Server Support Specialist III	65,504	-
Network/Server Support Specialist III	54,075	600
Network/Server Support Specialist III	49,000	-
Network/Server Support Specialist III	55,696	600

Network/Server Support Specialist III	55,580	-
Network/Server Support Specialist III	54,075	1,920
Network/Server Support Specialist III	55,291	-
Network/Server Support Specialist III	49,000	1,920
Network/Systems Spec V	72,482	600
Network/Systems Spec V	80,650	600
Network/Systems Spec V	73,228	600
Network/Systems Spec V	76,398	600
Network/Systems Spec V	77,000	600
Network/Systems Spec V	72,964	600
Network/Systems Spec V	72,927	600
Network/Systems Spec V	75,693	600
Network/Systems Specialist III	69,296	-
Network/Systems Specialist III	65,306	-
Network/Systems Specialist III	55,329	600
Network/Systems Specialist III	55,395	-
Network/Systems Specialist III	55,329	-
Networking & Voice Communications Coord.	69,000	600
Networking & Voice Communications Coord.	64,913	600
News Writer	57,730	-
P C Support Specialist I	52,296	-
P C Support Specialist I	42,810	-
P C Support Specialist I	51,468	600
P C Support Specialist I	45,956	-
P C Support Specialist I	42,300	-
P C Support Specialist I	45,261	-
P C Support Specialist I	42,300	-
P C Support Specialist I	41,000	-
P C Support Specialist I	42,300	-
P C Support Specialist I	42,300	-
P C Support Specialist I	47,126	-
P C Support Specialist II	50,500	-
P C Support Specialist II	53,535	-
P C Support Specialist II	50,300	600
P C Support Specialist II	50,300	-
P C Support Specialist II	50,300	1,920
P C Support Specialist II	51,251	-
P C Support Specialist II	52,500	-
P C Support Specialist III	63,030	600
P C Support Specialist III	55,580	-
P C Support Specialist III	56,000	600
P C Technician II	42,071	600
P C Technician II	36,591	-
Peims Data Specialist	37,394	-
Police Communications Operator I	37,209	-
Police Communications Operator I	37,209	-
Police Communications Operator II	40,164	-
Police Communications Operator II	40,155	-
Police Communications Operator II	39,850	-
Police Communications Operator II	39,877	-
Police Communications Operator II	39,799	-
Police Communications Operator II	39,877	-
Police Communications Operator II	39,799	-
Police Communications Supervisor	42,136	-
Police Communications Supervisor	41,933	-
Post Production Systems Specialist	55,341	-
Program Services Specialist	38,239	-
Programmer/Analyst III	69,309	-
Programmer/Analyst III	55,581	-
Programmer/Analyst IV	63,795	-
Programmer/Analyst V	72,937	-
Project Coordinator	70,229	-
Project Lead	60,300	-
Project Leader	67,328	-
Project Manager	83,000	-
Project Manager I	70,500	1,320
Project Manager I	72,960	-
Project Manager II	83,987	600
Project Manager II	88,200	-

Prospect Researcher	49,000	-
Provost	215,715	7,200
Publications Manager	50,500	-
Purchasing Manager	51,587	-
Purchasing Technical Specialist	49,515	-
Purchasing Transaction Specialist II	39,794	-
Purchasing Transaction Specialist II	29,591	-
Receptionist	34,331	-
Records and Archives Technician	25,300	-
Records Center and Archive Specialist	45,606	-
Report Developer	49,000	-
Report Developer	50,300	-
Research Analyst II	56,350	-
Research Analyst II	53,730	-
Research Analyst II	50,300	-
Research Analyst II	56,350	-
Research Associate II	45,370	-
Research Associate II	42,900	-
Research Associate II	43,125	1,320
Research Associate II	42,300	-
Research Associate II	42,904	-
Research Associate II	41,000	-
Research Associate II	42,481	-
Research Associate II	42,300	-
Rich Media Developer/Producer	56,713	-
Room USE Coordinator	38,226	-
Room USE Specialist	29,000	-
Scholarship System Coordinator	59,800	-
Secretary II	27,247	-
Senior Accountant	59,663	-
Senior Accountant	58,619	-
Senior Accountant	51,980	-
Senior Accountant	50,300	-
Senior Accountant	50,300	-
Senior Admin Asst - Academic Programs/St	50,300	-
Senior Administrative Assistant	54,008	-
Senior Administrative Assistant	50,500	-
Senior Administrative Assistant	50,500	600
Senior Administrative Assistant	54,876	-
Senior Administrative Assistant	51,300	1,320
Senior Administrative Assistant	50,300	-
Senior Administrative Assistant	50,500	-
Senior Administrative Assistant	52,060	-
Senior Administrative Assistant	50,500	-
Senior Administrative Assistant	55,200	-
Senior Administrative Assistant	53,253	-
Senior Administrative Assistant	50,500	-
Senior Administrative Assistant	50,300	-
Senior Administrative Assistant	50,853	-
Senior Administrative Assistant	50,500	-
Senior Administrative Assistant	50,500	-
Senior Administrative Assistant	50,500	-
Senior Administrative Assistant	50,832	1,320
Senior Administrative Assistant	50,300	-
Senior Administrative Assistant	50,300	-
Senior Administrative Assistant, Busines	53,930	-
Senior Application Development Manager	96,718	600
Senior Assistant HR Director	63,739	-
Senior Assistant HR Director	69,350	-
Senior Database Administration Manager	106,091	-
Senior Digital Editor/Writer	55,380	-
Senior Digital Editor/Writer	55,395	-
Senior Digital Editor/Writer	55,300	-
Senior District Payroll Accountant	61,925	-
Senior District Payroll Accountant	54,246	-
Senior District Reports Specialist	68,312	-
Senior Executive Assistant	48,650	-
Senior Executive Assistant	51,801	-
Senior Executive Assistant	43,712	-

Senior Executive Assistant	48,650	-
Senior Executive Assistant	47,917	-
Senior Executive Assistant	45,580	-
Senior Executive Assistant	48,450	-
Senior Executive Assistant	48,203	-
Senior Executive Assistant	42,925	-
Senior Financial Analyst II	73,937	-
Senior Information Systems Manager	84,534	600
Senior Information Systems Manager	78,759	600
Senior Information Systems Manager	73,228	-
Senior Information Systems Manager	74,798	-
Senior Manager of Grant Projects	62,540	-
Senior Manager, Graphics Communications	60,131	-
Senior Manager, Graphics Communications	53,992	-
Senior Marketing Information Specialist	50,264	-
Senior Marketing Information Specialist	45,036	-
Senior Marketing Information Specialist	43,731	-
Senior Network Security Manager	102,422	600
Senior Network Security Manager	99,830	600
Senior Print & Digital Media Production	60,300	-
Senior Project Manager - Advanced Manufa	101,300	-
Senior Research Analyst	61,386	600
Senior Research Analyst	60,408	-
Senior Research Analyst	62,680	-
Senior Research Analyst	60,341	-
Senior Research Analyst	60,434	1,320
Senior Research Analyst	63,130	-
Senior Rich Media Developer / Producer	68,307	-
Senior Server Administrator	83,987	600
Senior Special Projects Manager, Outreac	67,675	-
Senior Special Projects Manager, Outreac	60,300	1,320
Senior Systems Analyst	66,766	-
Senior Systems Security Analyst	102,410	-
Senior Web Developer/Programmer	62,281	-
Senior Web Developer/Programmer	63,596	-
Senior Web Editor/Writer	55,291	-
Senior Web Editor/Writer	54,075	600
Sergeant, College Police	57,248	-
Sergeant, College Police	53,783	-
Sergeant, College Police	53,111	-
Sergeant, College Police	53,058	600
Sergeant, College Police	51,148	-
Sergeant, College Police	54,904	-
Sergeant, College Police	53,106	-
Sergeant, College Police	57,038	-
Sergeant, College Police	54,382	-
Sergeant, College Police	55,600	-
Sergeant, College Police	53,993	-
Sergeant, College Police	53,111	600
Sergeant, College Police	53,106	-
Sergeant, College Police	54,361	600
Sergeant, College Police	53,092	1,320
Social Media and Marketing Coordinator	42,300	-
Social Media and Marketing Coordinator	45,981	-
Software/Systems Trainer I	42,300	-
Software/Systems Trainer I	42,300	-
Software/Systems Trainer I	42,300	-
Software/Systems Trainer I	47,982	-
Software/Systems Trainer II	50,300	-
Software/Systems Trainer III	55,552	-
Specialist IV	56,076	-
Specialist V	69,550	-
Sr Coord of It Client Relations	63,936	-
Sr Mgr, Media and Production Services	56,738	-
Sr Mgr, Media and Production Services	52,599	-
Sr Mgr, Media and Production Services	51,035	-
Sr. Administrative Asst.-Educ. Affairs	54,009	-
Sr. Dir. of Operations, Strategic Initia	82,400	1,800
Sr. Director	88,142	1,800

Sr. Director	87,656	1,800
Sr. Director	83,000	1,800
Sr. Director of Operations, Foundation	91,681	1,800
Sr. Executive Director	144,002	2,400
Sr. Learning Management System Coordinat	73,895	-
Sr. Manager	74,296	-
Sr. Manager	60,700	-
Sr. Manager	60,500	-
Sr. Manager	65,526	-
Sr. Manager	72,279	-
Sr. Manager	61,441	-
Sr. Manager	60,500	-
Sr. Manager	60,500	-
Sr. Manager	60,300	1,320
Sr. Manager	60,500	-
Sr. Manager	60,300	-
Sr. Manager	60,500	-
Sr. Manager	60,300	-
Strategic Learning Consultant	159,908	3,600
Student Programs Development Crd.	38,478	-
Sustainability Program Director II	83,226	1,200
Sustainability Project Coordinator	60,341	-
Sustainability Project Coordinator	60,354	-
System Module Programming Specialist	51,770	-
System Module Programming Specialist	55,291	-
System Module Programming Specialist	56,914	-
System Module Programming Specialist	59,353	-
System Module Programming Specialist	55,644	-
Talent Central, Program Development Mana	57,650	-
Talent Services Manager	88,580	1,800
Talent Services Manager	88,580	1,800
Team Leader, Educational Resources Srvs	68,161	-
Team Leader, Information Access Services	63,587	-
Vice Chan., Educational Policy	209,432	9,600
Vice Chan., Workforce & Eco. Development	215,715	9,600
Vice President, Business Services	130,771	2,400
Vice President, Business Services	131,002	2,400
Vice President, Business Services	123,623	2,400
Vice President, Business Services	123,587	2,400
Vice President, Business Services	118,450	2,400
Vice President, Business Services	123,587	2,400
Vice President, Business Services	122,460	2,400
Vice President, Business Services	118,450	2,400
Vice President, Planning & Development	127,331	2,400
Voice Communications Technical Specialis	62,866	600
Voice Communications Technical Specialis	55,379	600
Web Collaboration and Publication Manage	96,367	600
Web Content Assistant II	36,647	-
Web Courseware Developer	63,482	-
Web Developer/Programmer II	56,736	-
Web Developer/Programmer II	55,304	-
Web Developer/Programmer II	61,300	-
Web Enterprise Services Manager	96,167	600
Web Managing Editor	60,300	-
Web Managing Editor	63,785	-
Web Programmer Analyst	53,900	600
Web Programmer/Analyst II	63,888	600
Web Programmer/Analyst II	63,482	600
Web Programmer/Analyst III	73,129	600
Web Programmer/Analyst III	72,960	600
Web Writer/Editor I	42,300	-
Web/Writer Editor II	50,300	600
Website Content Coordinator I	57,610	-
Website Content Coordinator I	55,501	-
Website Content Coordinator II	69,491	-
Website Content Coordinator II	57,453	1,320
Website Content Coordinator II	55,379	1,320
Website Content Coordinator II	55,291	-
<b>Total Institutional Support</b>	<b>49,130,161</b>	<b>481,940</b>



Academic Advisor II	42,522	1,320
Account Sales Representative	53,869	-
Adm. Asst. to Inst. Dean II	55,350	-
Adm. Asst. to Inst. Dean II	54,400	-
Adm. Asst. to Inst. Dean II	45,799	-
Adm. Asst. to Inst. Dean II	54,400	-
Adm. Asst. to Inst. Dean II	35,300	-
Adm. Asst. to Inst. Dean II	38,188	-
Adm. Asst. to Inst. Dean II	38,148	-
Adm. Asst. to Inst. Dean II	38,188	-
Adm. Asst. to Inst. Dean II	38,195	-
Adm. Asst. to Inst. Dean II	38,215	-
Adm. Asst. to Inst. Dean II	40,304	-
Adm. Asst. to Inst. Dean II	38,297	-
Adm. Asst. to Inst. Dean II	38,534	-
Admin. Asst. to Instructional Dean	44,416	-
Admin. Asst. to Instructional Dean	60,436	-
Admin. Asst. to Instructional Dean	40,073	-
Admin. Asst. to Instructional Dean	37,196	-
Admin. Asst. to Instructional Dean	41,201	-
Admin. Asst. to Instructional Dean	31,616	-
Admin. Asst. to Instructional Dean	41,629	-
Admin. Asst. to Instructional Dean	34,371	-
Admin. Asst. to Instructional Dean	34,662	-
Admin. Asst. to Instructional Dean	34,123	-
Admin. Asst. to Instructional Dean	35,159	-
Admin. Asst. to Instructional Dean	34,108	-
Admin. Asst. to Instructional Dean	34,834	-
Admin. Asst. to Instructional Dean	37,144	-
Admin. Asst. to Instructional Dean	34,370	-
Admin. Asst. to Instructional Dean	32,541	-
Admin. Asst. to Instructional Dean	34,162	-
Admin. Asst. to Instructional Dean	34,108	-
Admin. Asst. to Instructional Dean	34,479	-
Admin. Asst. to Instructional Dean	39,230	-
Admin. Asst. to Instructional Dean	33,969	-
Admin. Asst. to Instructional Dean	34,073	-
Admin. Asst. to Instructional Dean	36,430	-
Admin. Asst. to Instructional Dean	35,614	-
Admin. Asst. to Instructional Dean	30,663	-
Admin. Asst. to Instructional Dean	33,369	-
Admin. Asst. to Instructional Dean	34,626	-
Admin. Asst. to Instructional Dean	34,472	-
Admin. Asst. to Instructional Dean	29,630	-
Admin. Asst. to Instructional Dean	35,614	-
Admin. Asst. to Instructional Dean	33,799	-
Admin. Asst. to Instructional Dean	31,045	-
Administrative Assistant	50,550	1,320
Administrative Assistant	31,460	-
Administrative Assistant	47,946	-
Administrative Assistant	40,315	-
Administrative Assistant	34,160	-
Administrative Assistant	33,350	1,320
Administrative Assistant	32,620	-
Administrative Assistant	29,000	-
Administrative Assistant	33,950	600
Administrative Assistant	34,116	-
Administrative Assistant	36,214	1,320
Administrative Assistant	34,122	1,320
Administrative Assistant	36,120	-
Administrative Assistant	33,350	1,320
Administrative Assistant II	49,377	1,320
Administrative Assistant II	38,288	1,320
Administrative Assistant II	52,203	-
Administrative Assistant II	35,300	1,320
Administrative Assistant II	38,952	-
Administrative Assistant II	47,237	-
Administrative Assistant II	38,700	1,320
Administrative Assistant II	38,188	-

Administrative Assistant II	36,123	1,320
Administrative Assistant II	37,882	-
Administrative Assistant II	34,861	-
Administrative Clerk	25,900	-
Admissions and Records Assistant	25,300	-
Admissions Specialist II	30,300	-
Assistant Coach	32,284	-
Associate Dean	63,657	1,200
Associate Dean	63,795	1,200
Associate Dean	61,800	1,200
Associate Dean	62,821	2,520
Associate Dean	61,800	1,200
Associate Dean	74,127	2,520
Associate Dean	71,070	2,520
Associate Dean, Health Occupations/Ems	70,725	1,200
Associate Dean, Instructional Support	96,000	1,200
Associate Dean, Instructional Support	90,726	1,200
Associate Dean, Instructional Support	65,472	1,200
Associate Dean, Instructional Support	71,070	1,200
Associate Dean, Instructional Support	69,537	1,200
Associate Dean, Instructional Support	62,424	1,200
Associate Dean, Workforce Development	68,550	1,200
Associate Director	78,295	2,520
Associate Instructional Dean	56,419	-
Associate Instructional Dean	63,700	-
Child Care Cook	25,300	-
Child Development Specialist I	25,900	-
Child Development Specialist I	24,000	-
Child Development Specialist I	25,300	-
Child Development Specialist I	25,900	-
Child Development Specialist II	34,881	-
Clinical Coordinator, E.M.S. Program	54,492	-
College Coordinator Instructional Support	50,500	-
College Coordinator Instructional Support	52,269	-
College Coordinator Instructional Support	50,300	1,320
College Coordinator Instructional Support	50,300	-
College Coordinator Instructional Support	50,300	-
College Coordinator Instructional Support	50,300	-
College Degree Audit Specialist	63,721	1,320
College Outreach & Recruitment Coord.	50,300	1,320
Computer Lab Coordinator	56,237	-
Content Training Specialist	50,300	1,320
Continuing Education and Workforce Coord	44,833	600
Continuing Education and Workforce Coord	45,100	-
Continuing Education and Workforce Coord	46,595	1,320
Continuing Education and Workforce Coord	42,500	-
Continuing Education Office Coordinator	45,813	-
Continuing Education Office Coordinator	33,369	-
Coord, Allied Health & Simulation Lab	38,099	-
Coord., Ctr for Chld & Fam. Studies Lab	54,241	-
Coordinator of Multimedia Productions	38,487	-
Coordinator, Academic Programs	57,929	-
Coordinator, Cont. Education Admissions	31,524	-
Coordinator, Instructional Labs	42,932	-
Coordinator, Instructional Labs	42,724	-
Coordinator, Instructional Labs	53,841	-
Coordinator, Instructional Labs	43,793	-
Coordinator, Instructional Labs	43,126	-
Coordinator, Instructional Labs	46,492	-
Coordinator, Instructional Labs	42,300	-
Coordinator, Instructional Labs	42,300	-
Coordinator, Instructional Labs	45,769	-
Coordinator, Instructional Labs	44,502	-
Coordinator, Instructional Labs	42,300	-
Coordinator, Instructional Labs	42,300	-
Coordinator, Instructional Labs	42,300	-
Coordinator, Instructional Labs	43,641	-
Coordinator, Instructional Labs	42,300	-
Coordinator, Parent/Child Study Center	42,864	-

Coordinator, Science Learning Lab	41,490	-
Coordinator, Science Learning Lab	39,688	-
Coordinator, Science Learning Lab	38,226	-
Coordinator, Science Learning Lab	38,233	-
Coordinator, Science Learning Lab	35,007	-
Coordinator, Science Learning Lab	38,188	-
Coordinator, Science Learning Lab	38,243	-
Coordinator, Science Learning Lab	39,100	-
Counselor/Fac F/T, Salary Range 3	61,173	-
Counselor/Fac. F/T Salary Range 4	64,318	-
Counselor/Fac. F/T Salary Range 4	70,811	-
Crd. C.E. & Workforce Development	50,500	-
Crd. C.E. & Workforce Development	50,300	-
Crd. C.E. & Workforce Development	50,300	-
Crd. C.E. & Workforce Development	50,300	1,320
Crd. C.E. & Workforce Development	51,175	1,320
Crd. C.E. & Workforce Development	54,148	-
Crd. C.E. & Workforce Development	50,600	-
Crd. C.E. & Workforce Development	50,300	-
Crd. C.E. & Workforce Development	51,450	-
Crd. C.E. & Workforce Development	50,300	-
Dean of Instruction	88,580	3,120
Dean, Health Occupations	109,128	3,120
Dean, Health Occupations	102,054	1,800
Dean, Health Occupations/Nursing	82,400	1,800
Dean, Health Occupations/Nursing	93,006	1,800
Dean, Student Success	82,400	1,800
Department Assistant I	25,610	-
Department Assistant I	24,000	-
Department Assistant I	25,300	-
Department Assistant III	35,558	-
Department Assistant III	26,620	-
Department Assistant IV	31,858	-
Department Assistant IV	45,292	-
Department Assistant IV	34,318	-
Department Assistant IV	36,808	-
Department Assistant IV	32,254	-
Department Assistant IV	30,499	-
Department Assistant IV	30,452	-
Department Assistant IV	32,644	-
Dfw Education Center Facilities Coord	38,287	-
Dir. Nursing/Allied Health Skills Lab 3	67,980	1,200
Director	80,800	3,120
Director III	74,128	2,520
Director III	83,945	1,200
Director III	74,128	2,520
Director, Center for Independent Study	57,023	1,320
Director, College Programs	55,080	-
Director, Community Programs	50,500	-
Director, Corporate & Community Relation	85,831	1,200
Director, Food and Hospitality Institute	83,836	2,520
Director, Occupational Therapy Assistant	76,220	1,800
Director, Veterinary Technology	100,578	1,200
Division Secretary	30,481	-
Emeritus Program Director	60,058	-
Enrollment Services Generalist	34,331	1,320
Enrollment Services Generalist	38,295	1,320
Enrollment Services Generalist	38,289	1,320
Equipment/Tool Room COORDINATOR	26,134	-
Exec. Dn. I T Programs/Systems Support	108,158	1,800
Executive Assistant	32,661	-
Executive Dean	101,281	1,800
Executive Dean	88,580	1,800
Executive Dean	95,706	1,800
Executive Dean	113,102	1,800
Executive Dean	88,580	1,800
Executive Dean	86,000	1,800
Executive Dean	88,580	1,800
Executive Dean	92,328	1,800

Executive Dean	90,400	1,800
Executive Dean	88,785	1,800
Executive Dean (2005)	95,696	1,800
Executive Dean (2005)	126,318	3,120
Executive Dean (2005)	95,410	1,800
Executive Dean (2005)	104,605	1,800
Executive Dean (2005)	110,614	1,800
Executive Dean (2005)	88,580	1,800
Executive Dean (2005)	114,153	1,800
Executive Dean (2005)	98,900	3,120
Executive Dean (2005)	88,580	1,800
Executive Dean (2005)	93,692	1,800
Executive Dean (2005)	88,580	3,120
Executive Dean (2005)	88,580	1,800
Executive Dean (2005)	88,580	1,800
Executive Dean (2005)	98,900	3,120
Executive Dean (2005)	88,580	1,800
Executive Dean (2005)	88,580	1,800
Executive Dean (2005)	88,580	1,800
Executive Dean (2005)	102,169	1,800
Executive Dean (2005)	88,580	1,800
Faculty Contract & Load Specialist	38,794	-
Faculty Contract & Load Specialist	34,145	-
Faculty Fellows, Full-Time, Range 1	54,200	-
Faculty Fellows, Full-Time, Range 1	50,250	1,320
Faculty Fellows, Full-Time, Range 1	51,385	-
Faculty Fellows, Full-Time, Range 1	52,500	-
Faculty Fellows, Full-Time, Range 1	54,000	8,000
Faculty Fellows, Full-Time, Range 1	50,250	-
Faculty Fellows, Full-Time, Range 4	62,245	-
Faculty Full-Time, Range 1	74,790	-
Faculty Full-Time, Range 1	69,420	-
Faculty Full-Time, Range 1	79,386	9,320
Faculty Full-Time, Range 1	67,562	9,320
Faculty Full-Time, Range 1	75,851	8,000
Faculty Full-Time, Range 1	67,838	1,320
Faculty Full-Time, Range 1	62,245	-
Faculty Full-Time, Range 1	69,326	-
Faculty Full-Time, Range 1	69,303	1,320
Faculty Full-Time, Range 1	54,100	1,320
Faculty Full-Time, Range 1	74,883	-
Faculty Full-Time, Range 1	71,658	8,000
Faculty Full-Time, Range 1	65,969	-
Faculty Full-Time, Range 1	62,268	1,320
Faculty Full-Time, Range 1	65,688	-
Faculty Full-Time, Range 1	76,646	1,320
Faculty Full-Time, Range 1	69,299	-
Faculty Full-Time, Range 1	84,669	9,320
Faculty Full-Time, Range 1	53,779	-
Faculty Full-Time, Range 1	55,419	1,320
Faculty Full-Time, Range 1	81,146	-
Faculty Full-Time, Range 1	53,895	1,320
Faculty Full-Time, Range 1	64,688	-
Faculty Full-Time, Range 1	54,792	-
Faculty Full-Time, Range 1	55,306	9,320
Faculty Full-Time, Range 1	68,263	-
Faculty Full-Time, Range 1	84,669	-
Faculty Full-Time, Range 1	63,035	-
Faculty Full-Time, Range 1	62,574	-
Faculty Full-Time, Range 1	59,746	-
Faculty Full-Time, Range 1	84,669	-
Faculty Full-Time, Range 1	78,416	9,320
Faculty Full-Time, Range 1	79,386	-
Faculty Full-Time, Range 1	56,415	-
Faculty Full-Time, Range 1	81,146	1,320
Faculty Full-Time, Range 1	62,993	-
Faculty Full-Time, Range 1	64,733	-
Faculty Full-Time, Range 1	69,326	-
Faculty Full-Time, Range 1	64,752	-

Faculty Full-Time, Range 1	54,793	-
Faculty Full-Time, Range 1	55,306	-
Faculty Full-Time, Range 1	62,878	-
Faculty Full-Time, Range 1	55,100	-
Faculty Full-Time, Range 1	62,993	-
Faculty Full-Time, Range 1	65,436	-
Faculty Full-Time, Range 1	57,494	6,320
Faculty Full-Time, Range 1	69,303	-
Faculty Full-Time, Range 1	71,778	-
Faculty Full-Time, Range 1	65,158	-
Faculty Full-Time, Range 1	69,999	-
Faculty Full-Time, Range 1	69,376	1,320
Faculty Full-Time, Range 1	64,153	6,320
Faculty Full-Time, Range 1	62,877	6,320
Faculty Full-Time, Range 1	52,750	1,320
Faculty Full-Time, Range 1	62,966	-
Faculty Full-Time, Range 1	62,782	-
Faculty Full-Time, Range 1	57,328	-
Faculty Full-Time, Range 1	58,020	1,320
Faculty Full-Time, Range 1	63,832	-
Faculty Full-Time, Range 1	55,653	1,320
Faculty Full-Time, Range 1	62,877	8,000
Faculty Full-Time, Range 1	63,375	1,320
Faculty Full-Time, Range 1	55,561	-
Faculty Full-Time, Range 1	61,134	-
Faculty Full-Time, Range 1	59,872	-
Faculty Full-Time, Range 1	55,653	-
Faculty Full-Time, Range 1	57,120	-
Faculty Full-Time, Range 1	55,133	1,320
Faculty Full-Time, Range 1	75,441	-
Faculty Full-Time, Range 1	61,867	-
Faculty Full-Time, Range 1	61,877	-
Faculty Full-Time, Range 1	57,532	-
Faculty Full-Time, Range 1	62,113	-
Faculty Full-Time, Range 1	58,198	-
Faculty Full-Time, Range 1	66,776	-
Faculty Full-Time, Range 1	61,050	-
Faculty Full-Time, Range 1	84,669	-
Faculty Full-Time, Range 1	62,113	-
Faculty Full-Time, Range 1	62,747	-
Faculty Full-Time, Range 1	55,306	-
Faculty Full-Time, Range 1	65,676	-
Faculty Full-Time, Range 1	62,878	-
Faculty Full-Time, Range 1	55,111	-
Faculty Full-Time, Range 1	61,488	-
Faculty Full-Time, Range 1	54,100	1,320
Faculty Full-Time, Range 1	62,878	-
Faculty Full-Time, Range 1	62,026	-
Faculty Full-Time, Range 1	55,653	1,320
Faculty Full-Time, Range 1	66,769	-
Faculty Full-Time, Range 1	69,554	-
Faculty Full-Time, Range 1	54,100	-
Faculty Full-Time, Range 1	55,653	1,320
Faculty Full-Time, Range 1	56,353	-
Faculty Full-Time, Range 1	63,176	-
Faculty Full-Time, Range 1	82,085	-
Faculty Full-Time, Range 1	61,062	-
Faculty Full-Time, Range 1	61,065	-
Faculty Full-Time, Range 1	77,341	-
Faculty Full-Time, Range 1	55,306	-
Faculty Full-Time, Range 1	58,871	-
Faculty Full-Time, Range 1	54,792	-
Faculty Full-Time, Range 1	65,695	-
Faculty Full-Time, Range 1	60,550	1,320
Faculty Full-Time, Range 1	58,414	1,320
Faculty Full-Time, Range 1	67,408	-
Faculty Full-Time, Range 1	56,812	-
Faculty Full-Time, Range 1	61,842	-
Faculty Full-Time, Range 1	63,239	-

Faculty Full-Time, Range 1	56,608	-
Faculty Full-Time, Range 1	58,841	-
Faculty Full-Time, Range 1	60,179	-
Faculty Full-Time, Range 1	56,805	-
Faculty Full-Time, Range 1	54,100	8,000
Faculty Full-Time, Range 1	57,250	-
Faculty Full-Time, Range 1	56,250	7,111
Faculty Full-Time, Range 1	59,100	-
Faculty Full-Time, Range 1	55,050	-
Faculty Full-Time, Range 1	54,100	1,320
Faculty Full-Time, Range 1	54,100	-
Faculty Full-Time, Range 1	55,306	1,320
Faculty Full-Time, Range 1	55,306	-
Faculty Full-Time, Range 1	52,250	5,000
Faculty Full-Time, Range 1	56,725	-
Faculty Full-Time, Range 1	59,934	-
Faculty Full-Time, Range 1	54,896	-
Faculty Full-Time, Range 1	67,861	1,320
Faculty Full-Time, Range 1	54,100	-
Faculty Full-Time, Range 1	51,500	9,320
Faculty Full-Time, Range 1	55,624	-
Faculty Full-Time, Range 1	67,240	-
Faculty Full-Time, Range 1	56,725	-
Faculty Full-Time, Range 1	55,050	-
Faculty Full-Time, Range 1	57,921	-
Faculty Full-Time, Range 1	65,461	9,320
Faculty Full-Time, Range 1	52,000	7,111
Faculty Full-Time, Range 1	54,145	-
Faculty Full-Time, Range 1	65,746	-
Faculty Full-Time, Range 1	63,498	-
Faculty Full-Time, Range 1	55,653	-
Faculty Full-Time, Range 1	54,100	1,320
Faculty Full-Time, Range 1	56,725	-
Faculty Full-Time, Range 1	55,525	-
Faculty Full-Time, Range 1	54,917	-
Faculty Full-Time, Range 1	55,091	-
Faculty Full-Time, Range 1	55,735	-
Faculty Full-Time, Range 1	54,100	-
Faculty Full-Time, Range 1	54,792	6,320
Faculty Full-Time, Range 1	54,265	9,320
Faculty Full-Time, Range 1	63,043	8,000
Faculty Full-Time, Range 1	54,264	1,320
Faculty Full-Time, Range 1	55,133	-
Faculty Full-Time, Range 1	51,250	-
Faculty Full-Time, Range 1	57,500	9,320
Faculty Full-Time, Range 1	54,100	9,320
Faculty Full-Time, Range 1	63,747	-
Faculty Full-Time, Range 1	59,722	1,320
Faculty Full-Time, Range 1	55,500	1,320
Faculty Full-Time, Range 1	64,751	6,320
Faculty Full-Time, Range 1	54,100	-
Faculty Full-Time, Range 1	54,792	-
Faculty Full-Time, Range 1	58,187	5,000
Faculty Full-Time, Range 1	55,306	-
Faculty Full-Time, Range 1	56,350	-
Faculty Full-Time, Range 1	55,653	-
Faculty Full-Time, Range 1	60,900	-
Faculty Full-Time, Range 1	61,584	1,320
Faculty Full-Time, Range 1	54,792	9,320
Faculty Full-Time, Range 1	54,100	-
Faculty Full-Time, Range 1	51,600	1,320
Faculty Full-Time, Range 1	64,750	9,320
Faculty Full-Time, Range 1	54,100	-
Faculty Full-Time, Range 1	54,264	9,320
Faculty Full-Time, Range 1	52,500	-
Faculty Full-Time, Range 1	62,360	8,000
Faculty Full-Time, Range 1	58,898	-
Faculty Full-Time, Range 1	55,306	-
Faculty Full-Time, Range 1	56,725	-

Faculty Full-Time, Range 1	54,100	-
Faculty Full-Time, Range 1	58,198	1,320
Faculty Full-Time, Range 1	66,768	6,320
Faculty Full-Time, Range 1	54,100	9,320
Faculty Full-Time, Range 1	82,485	-
Faculty Full-Time, Range 1	55,561	1,320
Faculty Full-Time, Range 1	54,100	1,320
Faculty Full-Time, Range 1	62,878	6,320
Faculty Full-Time, Range 1	55,000	9,320
Faculty Full-Time, Range 1	54,792	-
Faculty Full-Time, Range 1	62,101	-
Faculty Full-Time, Range 1	63,315	-
Faculty Full-Time, Range 1	58,198	6,320
Faculty Full-Time, Range 1	55,653	-
Faculty Full-Time, Range 1	57,452	-
Faculty Full-Time, Range 1	54,100	1,320
Faculty Full-Time, Range 1	54,875	1,320
Faculty Full-Time, Range 1	59,100	-
Faculty Full-Time, Range 1	55,091	1,320
Faculty Full-Time, Range 1	55,653	9,320
Faculty Full-Time, Range 1	54,100	1,320
Faculty Full-Time, Range 1	54,264	6,320
Faculty Full-Time, Range 1	58,850	-
Faculty Full-Time, Range 1	55,306	9,320
Faculty Full-Time, Range 1	55,111	9,320
Faculty Full-Time, Range 1	54,100	-
Faculty Full-Time, Range 1	59,874	-
Faculty Full-Time, Range 1	61,308	6,320
Faculty Full-Time, Range 1	57,452	-
Faculty Full-Time, Range 1	61,842	-
Faculty Full-Time, Range 1	59,450	-
Faculty Full-Time, Range 1	59,218	-
Faculty Full-Time, Range 1	55,190	-
Faculty Full-Time, Range 1	54,100	-
Faculty Full-Time, Range 1	52,500	1,320
Faculty Full-Time, Range 1	61,065	-
Faculty Full-Time, Range 1	55,653	1,320
Faculty Full-Time, Range 1	56,725	-
Faculty Full-Time, Range 1	51,250	1,320
Faculty Full-Time, Range 1	54,266	9,320
Faculty Full-Time, Range 1	54,551	-
Faculty Full-Time, Range 1	63,376	-
Faculty Full-Time, Range 1	62,896	-
Faculty Full-Time, Range 1	54,100	9,320
Faculty Full-Time, Range 1	55,131	-
Faculty Full-Time, Range 1	63,992	6,320
Faculty Full-Time, Range 1	58,373	-
Faculty Full-Time, Range 1	55,097	-
Faculty Full-Time, Range 1	54,100	-
Faculty Full-Time, Range 1	56,725	-
Faculty Full-Time, Range 1	56,509	-
Faculty Full-Time, Range 1	59,349	-
Faculty Full-Time, Range 1	53,475	-
Faculty Full-Time, Range 1	53,000	-
Faculty Full-Time, Range 1	55,785	-
Faculty Full-Time, Range 1	61,363	-
Faculty Full-Time, Range 1	50,000	1,320
Faculty Full-Time, Range 1	54,100	1,320
Faculty Full-Time, Range 1	53,750	1,320
Faculty Full-Time, Range 1	51,750	-
Faculty Full-Time, Range 1	64,870	-
Faculty Full-Time, Range 1	56,725	-
Faculty Full-Time, Range 1	55,653	1,320
Faculty Full-Time, Range 1	54,792	6,320
Faculty Full-Time, Range 1	60,950	-
Faculty Full-Time, Range 1	57,532	-
Faculty Full-Time, Range 1	59,350	-
Faculty Full-Time, Range 1	58,420	-
Faculty Full-Time, Range 1	55,000	-

Faculty Full-Time, Range 1	58,606	-
Faculty Full-Time, Range 1	60,426	-
Faculty Full-Time, Range 1	55,225	-
Faculty Full-Time, Range 1	54,100	-
Faculty Full-Time, Range 1	57,375	-
Faculty Full-Time, Range 1	54,100	-
Faculty Full-Time, Range 1	54,901	-
Faculty Full-Time, Range 1	57,350	-
Faculty Full-Time, Range 1	54,100	-
Faculty Full-Time, Range 1	57,331	-
Faculty Full-Time, Range 1	55,653	1,320
Faculty Full-Time, Range 1	53,550	-
Faculty Full-Time, Range 1	59,100	-
Faculty Full-Time, Range 1	61,264	-
Faculty Full-Time, Range 1	52,750	-
Faculty Full-Time, Range 1	54,100	-
Faculty Full-Time, Range 1	54,931	-
Faculty Full-Time, Range 1	56,725	-
Faculty Full-Time, Range 1	52,750	-
Faculty Full-Time, Range 1	67,934	-
Faculty Full-Time, Range 1	54,226	-
Faculty Full-Time, Range 1	54,100	-
Faculty Full-Time, Range 1	55,798	-
Faculty Full-Time, Range 1	76,573	5,000
Faculty Full-Time, Range 1	55,561	-
Faculty Full-Time, Range 1	66,116	8,000
Faculty Full-Time, Range 1	55,653	-
Faculty Full-Time, Range 1	68,365	-
Faculty Full-Time, Range 1	68,748	5,000
Faculty Full-Time, Range 1	55,600	-
Faculty Full-Time, Range 1	55,306	9,320
Faculty Full-Time, Range 1	54,100	-
Faculty Full-Time, Range 1	68,618	-
Faculty Full-Time, Range 1	56,016	-
Faculty Full-Time, Range 1	55,631	-
Faculty Full-Time, Range 1	55,091	-
Faculty Full-Time, Range 1	55,560	-
Faculty Full-Time, Range 1	54,100	-
Faculty Full-Time, Range 1	58,432	1,320
Faculty Full-Time, Range 1	55,015	1,320
Faculty Full-Time, Range 1	54,792	1,320
Faculty Full-Time, Range 1	70,278	-
Faculty Full-Time, Range 1	55,912	1,320
Faculty Full-Time, Range 1	55,908	1,320
Faculty Full-Time, Range 1	59,874	1,320
Faculty Full-Time, Range 1	54,305	1,320
Faculty Full-Time, Range 1	55,035	-
Faculty Full-Time, Range 1	54,100	9,320
Faculty Full-Time, Range 1	58,020	6,320
Faculty Full-Time, Range 1	54,265	1,320
Faculty Full-Time, Range 1	55,035	-
Faculty Full-Time, Range 1	55,008	-
Faculty Full-Time, Range 1	73,349	-
Faculty Full-Time, Range 1	54,100	1,320
Faculty Full-Time, Range 1	54,100	-
Faculty Full-Time, Range 1	56,735	1,320
Faculty Full-Time, Range 1	57,250	-
Faculty Full-Time, Range 1	54,100	-
Faculty Full-Time, Range 1	55,635	-
Faculty Full-Time, Range 1	54,100	1,320
Faculty Full-Time, Range 1	54,792	-
Faculty Full-Time, Range 1	55,105	-
Faculty Full-Time, Range 1	55,735	-
Faculty Full-Time, Range 1	55,560	-
Faculty Full-Time, Range 1	64,134	8,000
Faculty Full-Time, Range 1	54,100	1,320
Faculty Full-Time, Range 1	54,100	1,320
Faculty Full-Time, Range 1	55,154	5,000
Faculty Full-Time, Range 1	54,100	-



Faculty Full-Time, Range 1	55,653	-
Faculty Full-Time, Range 1	54,100	-
Faculty Full-Time, Range 1	61,482	-
Faculty Full-Time, Range 1	54,875	-
Faculty Full-Time, Range 1	54,100	-
Faculty Full-Time, Range 1	61,081	-
Faculty Full-Time, Range 1	54,959	-
Faculty Full-Time, Range 1	55,653	-
Faculty Full-Time, Range 1	55,029	-
Faculty Full-Time, Range 1	56,899	-
Faculty Full-Time, Range 1	56,725	8,000
Faculty Full-Time, Range 1	54,994	-
Faculty Full-Time, Range 1	56,805	-
Faculty Full-Time, Range 1	64,358	-
Faculty Full-Time, Range 1	50,000	6,320
Faculty Full-Time, Range 1	56,725	8,000
Faculty Full-Time, Range 1	55,015	-
Faculty Full-Time, Range 1	54,971	1,320
Faculty Full-Time, Range 1	55,306	1,320
Faculty Full-Time, Range 1	56,725	-
Faculty Full-Time, Range 1	51,500	-
Faculty Full-Time, Range 1	54,100	1,320
Faculty Full-Time, Range 1	55,675	-
Faculty Full-Time, Range 1	54,792	9,320
Faculty Full-Time, Range 1	54,100	-
Faculty Full-Time, Range 1	54,952	-
Faculty Full-Time, Range 1	63,658	8,000
Faculty Full-Time, Range 1	52,000	1,320
Faculty Full-Time, Range 1	57,500	-
Faculty Full-Time, Range 1	54,266	1,320
Faculty Full-Time, Range 1	54,945	-
Faculty Full-Time, Range 1	54,100	-
Faculty Full-Time, Range 1	54,100	-
Faculty Full-Time, Range 1	55,306	9,320
Faculty Full-Time, Range 1	62,671	8,000
Faculty Full-Time, Range 1	54,100	-
Faculty Full-Time, Range 1	54,875	-
Faculty Full-Time, Range 1	54,931	-
Faculty Full-Time, Range 1	54,792	-
Faculty Full-Time, Range 1	55,000	-
Faculty Full-Time, Range 1	54,100	1,320
Faculty Full-Time, Range 1	52,100	-
Faculty Full-Time, Range 1	54,792	-
Faculty Full-Time, Range 1	54,100	-
Faculty Full-Time, Range 1	66,021	-
Faculty Full-Time, Range 1	54,100	1,320
Faculty Full-Time, Range 1	54,100	-
Faculty Full-Time, Range 1	56,725	-
Faculty Full-Time, Range 1	54,100	-
Faculty Full-Time, Range 1	54,100	-
Faculty Full-Time, Range 1	54,100	-
Faculty Full-Time, Range 1	61,588	8,000
Faculty Full-Time, Range 1	57,900	-
Faculty Full-Time, Range 1	61,589	8,000
Faculty Full-Time, Range 1	61,544	8,000
Faculty Full-Time, Range 1	56,899	6,320
Faculty Full-Time, Range 1	54,100	-
Faculty Full-Time, Range 1	60,963	8,000
Faculty Full-Time, Range 1	54,100	-
Faculty Full-Time, Range 1	58,100	-
Faculty Full-Time, Range 1	54,100	-
Faculty Full-Time, Range 1	56,600	-
Faculty Full-Time, Range 1	53,600	-
Faculty Full-Time, Range 1	54,100	1,320
Faculty Full-Time, Range 1	58,955	8,000
Faculty Full-Time, Range 1	54,100	-

Faculty Full-Time, Range 1	54,100	9,320
Faculty Full-Time, Range 1	54,100	1,320
Faculty Full-Time, Range 1	54,100	-
Faculty Full-Time, Range 1	53,125	-
Faculty Full-Time, Range 1	51,300	-
Faculty Full-Time, Range 1	51,600	1,320
Faculty Full-Time, Range 1	58,100	-
Faculty Full-Time, Range 1	54,288	-
Faculty Full-Time, Range 1	54,750	-
Faculty Full-Time, Range 1	53,500	-
Faculty Full-Time, Range 1	56,500	1,320
Faculty Full-Time, Range 1	50,000	9,320
Faculty, Full-Time, Range 2	72,826	-
Faculty, Full-Time, Range 2	65,012	-
Faculty, Full-Time, Range 2	80,313	-
Faculty, Full-Time, Range 2	92,531	-
Faculty, Full-Time, Range 2	73,676	-
Faculty, Full-Time, Range 2	83,493	-
Faculty, Full-Time, Range 2	83,968	8,000
Faculty, Full-Time, Range 2	81,115	-
Faculty, Full-Time, Range 2	75,714	-
Faculty, Full-Time, Range 2	82,303	-
Faculty, Full-Time, Range 2	91,736	-
Faculty, Full-Time, Range 2	58,198	-
Faculty, Full-Time, Range 2	33,199	-
Faculty, Full-Time, Range 2	91,736	-
Faculty, Full-Time, Range 2	91,736	-
Faculty, Full-Time, Range 2	73,268	-
Faculty, Full-Time, Range 2	85,256	-
Faculty, Full-Time, Range 2	69,405	-
Faculty, Full-Time, Range 2	75,908	-
Faculty, Full-Time, Range 2	72,755	-
Faculty, Full-Time, Range 2	60,466	-
Faculty, Full-Time, Range 2	65,297	-
Faculty, Full-Time, Range 2	64,025	-
Faculty, Full-Time, Range 2	67,469	-
Faculty, Full-Time, Range 2	62,250	-
Faculty, Full-Time, Range 2	69,331	9,320
Faculty, Full-Time, Range 2	63,781	-
Faculty, Full-Time, Range 2	69,814	-
Faculty, Full-Time, Range 2	57,813	1,320
Faculty, Full-Time, Range 2	63,398	-
Faculty, Full-Time, Range 2	67,638	-
Faculty, Full-Time, Range 2	61,460	-
Faculty, Full-Time, Range 2	65,699	-
Faculty, Full-Time, Range 2	68,979	-
Faculty, Full-Time, Range 2	57,850	-
Faculty, Full-Time, Range 2	65,554	-
Faculty, Full-Time, Range 2	65,766	-
Faculty, Full-Time, Range 2	62,450	-
Faculty, Full-Time, Range 2	65,537	1,320
Faculty, Full-Time, Range 2	63,471	-
Faculty, Full-Time, Range 2	58,198	-
Faculty, Full-Time, Range 2	57,250	1,320
Faculty, Full-Time, Range 2	70,649	-
Faculty, Full-Time, Range 2	59,459	-
Faculty, Full-Time, Range 2	61,670	-
Faculty, Full-Time, Range 2	70,350	-
Faculty, Full-Time, Range 2	58,198	6,320
Faculty, Full-Time, Range 2	57,250	-
Faculty, Full-Time, Range 2	59,640	-
Faculty, Full-Time, Range 2	67,404	9,320
Faculty, Full-Time, Range 2	57,619	1,320
Faculty, Full-Time, Range 2	64,085	-
Faculty, Full-Time, Range 2	57,518	-
Faculty, Full-Time, Range 2	57,453	-
Faculty, Full-Time, Range 2	57,942	9,320
Faculty, Full-Time, Range 2	64,880	-
Faculty, Full-Time, Range 2	62,676	-

Faculty, Full-Time, Range 2	60,950	-
Faculty, Full-Time, Range 2	61,921	-
Faculty, Full-Time, Range 2	65,665	-
Faculty, Full-Time, Range 2	57,584	-
Faculty, Full-Time, Range 2	62,550	-
Faculty, Full-Time, Range 2	57,250	-
Faculty, Full-Time, Range 2	64,608	-
Faculty, Full-Time, Range 2	62,127	-
Faculty, Full-Time, Range 2	57,521	-
Faculty, Full-Time, Range 2	57,600	-
Faculty, Full-Time, Range 2	63,660	-
Faculty, Full-Time, Range 2	60,253	1,320
Faculty, Full-Time, Range 2	58,379	-
Faculty, Full-Time, Range 2	58,765	-
Faculty, Full-Time, Range 2	57,060	-
Faculty, Full-Time, Range 2	72,037	-
Faculty, Full-Time, Range 2	57,436	-
Faculty, Full-Time, Range 2	57,240	-
Faculty, Full-Time, Range 2	61,347	-
Faculty, Full-Time, Range 2	58,180	-
Faculty, Full-Time, Range 2	57,250	1,320
Faculty, Full-Time, Range 2	57,101	1,320
Faculty, Full-Time, Range 2	60,350	-
Faculty, Full-Time, Range 2	58,785	1,320
Faculty, Full-Time, Range 2	60,033	-
Faculty, Full-Time, Range 2	57,250	-
Faculty, Full-Time, Range 2	58,302	-
Faculty, Full-Time, Range 2	61,974	-
Faculty, Full-Time, Range 2	56,720	-
Faculty, Full-Time, Range 2	64,206	1,320
Faculty, Full-Time, Range 2	57,250	-
Faculty, Full-Time, Range 2	62,384	-
Faculty, Full-Time, Range 2	58,100	-
Faculty, Full-Time, Range 2	56,685	-
Faculty, Full-Time, Range 2	73,606	8,000
Faculty, Full-Time, Range 2	56,985	-
Faculty, Full-Time, Range 2	57,250	-
Faculty, Full-Time, Range 2	57,250	-
Faculty, Full-Time, Range 2	57,250	-
Faculty, Full-Time, Range 2	57,458	-
Faculty, Full-Time, Range 2	55,385	-
Faculty, Full-Time, Range 2	60,033	-
Faculty, Full-Time, Range 2	60,033	-
Faculty, Full-Time, Range 2	58,825	-
Faculty, Full-Time, Range 2	60,033	-
Faculty, Full-Time, Range 2	74,456	1,320
Faculty, Full-Time, Range 2	79,333	1,320
Faculty, Full-Time, Range 2	57,250	-
Faculty, Full-Time, Range 3	96,434	-
Faculty, Full-Time, Range 3	94,406	-
Faculty, Full-Time, Range 3	71,063	-
Faculty, Full-Time, Range 3	98,203	-
Faculty, Full-Time, Range 3	99,705	-
Faculty, Full-Time, Range 3	60,075	-
Faculty, Full-Time, Range 3	90,808	-
Faculty, Full-Time, Range 3	99,705	-
Faculty, Full-Time, Range 3	84,007	-
Faculty, Full-Time, Range 3	95,240	-
Faculty, Full-Time, Range 3	99,705	-
Faculty, Full-Time, Range 3	99,705	-
Faculty, Full-Time, Range 3	98,203	-
Faculty, Full-Time, Range 3	97,229	-
Faculty, Full-Time, Range 3	72,300	-
Faculty, Full-Time, Range 3	62,869	-
Faculty, Full-Time, Range 3	84,783	-
Faculty, Full-Time, Range 3	79,591	1,320
Faculty, Full-Time, Range 3	97,146	-
Faculty, Full-Time, Range 3	77,813	-
Faculty, Full-Time, Range 3	98,203	-

Faculty, Full-Time, Range 3	97,451	-
Faculty, Full-Time, Range 3	99,705	-
Faculty, Full-Time, Range 3	83,987	-
Faculty, Full-Time, Range 3	99,705	1,320
Faculty, Full-Time, Range 3	101,207	-
Faculty, Full-Time, Range 3	76,459	-
Faculty, Full-Time, Range 3	76,317	-
Faculty, Full-Time, Range 3	99,705	-
Faculty, Full-Time, Range 3	91,145	-
Faculty, Full-Time, Range 3	98,203	-
Faculty, Full-Time, Range 3	86,955	-
Faculty, Full-Time, Range 3	98,998	-
Faculty, Full-Time, Range 3	98,203	-
Faculty, Full-Time, Range 3	98,203	-
Faculty, Full-Time, Range 3	100,500	-
Faculty, Full-Time, Range 3	77,009	1,320
Faculty, Full-Time, Range 3	72,747	-
Faculty, Full-Time, Range 3	74,299	-
Faculty, Full-Time, Range 3	80,417	-
Faculty, Full-Time, Range 3	98,203	-
Faculty, Full-Time, Range 3	93,261	-
Faculty, Full-Time, Range 3	92,911	-
Faculty, Full-Time, Range 3	78,743	-
Faculty, Full-Time, Range 3	77,786	-
Faculty, Full-Time, Range 3	89,247	-
Faculty, Full-Time, Range 3	68,491	-
Faculty, Full-Time, Range 3	60,400	1,320
Faculty, Full-Time, Range 3	65,356	-
Faculty, Full-Time, Range 3	61,990	-
Faculty, Full-Time, Range 3	68,657	-
Faculty, Full-Time, Range 3	67,351	-
Faculty, Full-Time, Range 3	69,090	-
Faculty, Full-Time, Range 3	65,989	-
Faculty, Full-Time, Range 3	63,056	1,320
Faculty, Full-Time, Range 3	68,035	-
Faculty, Full-Time, Range 3	63,340	-
Faculty, Full-Time, Range 3	70,236	-
Faculty, Full-Time, Range 3	64,120	-
Faculty, Full-Time, Range 3	68,284	-
Faculty, Full-Time, Range 3	60,075	-
Faculty, Full-Time, Range 3	66,059	-
Faculty, Full-Time, Range 3	69,704	-
Faculty, Full-Time, Range 3	69,841	-
Faculty, Full-Time, Range 3	62,383	-
Faculty, Full-Time, Range 3	63,420	-
Faculty, Full-Time, Range 3	60,400	-
Faculty, Full-Time, Range 3	59,056	-
Faculty, Full-Time, Range 3	65,463	-
Faculty, Full-Time, Range 3	60,400	-
Faculty, Full-Time, Range 3	68,116	-
Faculty, Full-Time, Range 3	62,224	-
Faculty, Full-Time, Range 3	69,068	-
Faculty, Full-Time, Range 3	71,371	-
Faculty, Full-Time, Range 3	60,400	-
Faculty, Full-Time, Range 3	60,742	-
Faculty, Full-Time, Range 3	60,400	-
Faculty, Full-Time, Range 3	68,602	-
Faculty, Full-Time, Range 3	60,400	-
Faculty, Full-Time, Range 3	61,100	-
Faculty, Full-Time, Range 3	71,391	-
Faculty, Full-Time, Range 3	63,340	-
Faculty, Full-Time, Range 3	69,222	-
Faculty, Full-Time, Range 3	59,280	-
Faculty, Full-Time, Range 3	64,096	-
Faculty, Full-Time, Range 3	64,296	-
Faculty, Full-Time, Range 3	58,240	1,320
Faculty, Full-Time, Range 3	67,277	-
Faculty, Full-Time, Range 3	60,400	-
Faculty, Full-Time, Range 3	60,400	-

Faculty, Full-Time, Range 3	64,331	-
Faculty, Full-Time, Range 3	60,770	-
Faculty, Full-Time, Range 3	60,400	-
Faculty, Full-Time, Range 3	67,033	-
Faculty, Full-Time, Range 3	66,795	1,320
Faculty, Full-Time, Range 3	64,576	-
Faculty, Full-Time, Range 3	63,340	-
Faculty, Full-Time, Range 3	63,058	-
Faculty, Full-Time, Range 3	66,343	-
Faculty, Full-Time, Range 3	66,755	-
Faculty, Full-Time, Range 3	63,340	-
Faculty, Full-Time, Range 3	66,230	-
Faculty, Full-Time, Range 3	60,400	-
Faculty, Full-Time, Range 3	60,400	-
Faculty, Full-Time, Range 3	66,311	-
Faculty, Full-Time, Range 3	60,400	-
Faculty, Full-Time, Range 3	60,400	-
Faculty, Full-Time, Range 3	61,100	-
Faculty, Full-Time, Range 3	60,400	-
Faculty, Full-Time, Range 3	61,100	-
Faculty, Full-Time, Range 3	63,038	-
Faculty, Full-Time, Range 3	60,400	-
Faculty, Full-Time, Range 3	63,340	1,320
Faculty, Full-Time, Range 3	60,400	-
Faculty, Full-Time, Range 3	60,400	9,320
Faculty, Full-Time, Range 3	60,400	-
Faculty, Full-Time, Range 3	60,400	-
Faculty, Full-Time, Range 3	60,400	-
Faculty, Full-Time, Range 3	60,400	-
Faculty, Full-Time, Range 3	60,400	-
Faculty, Full-Time, Range 3	60,400	9,320
Faculty, Full-Time, Range 3	60,400	-
Faculty, Full-Time, Range 3	60,340	-
Faculty, Full-Time, Range 3	60,400	6,320
Faculty, Full-Time, Range 3	63,200	1,320
Faculty, Full-Time, Range 3	79,402	-
Faculty, Full-Time, Range 4	107,726	-
Faculty, Full-Time, Range 4	97,028	-
Faculty, Full-Time, Range 4	81,095	-
Faculty, Full-Time, Range 4	68,154	-
Faculty, Full-Time, Range 4	77,834	-
Faculty, Full-Time, Range 4	80,330	-
Faculty, Full-Time, Range 4	78,568	-
Faculty, Full-Time, Range 4	77,460	-
Faculty, Full-Time, Range 4	83,699	-
Faculty, Full-Time, Range 4	93,494	-
Faculty, Full-Time, Range 4	93,618	-
Faculty, Full-Time, Range 4	78,159	-
Faculty, Full-Time, Range 4	83,278	-
Faculty, Full-Time, Range 4	73,134	-
Faculty, Full-Time, Range 4	83,107	-
Faculty, Full-Time, Range 4	100,564	-
Faculty, Full-Time, Range 4	89,836	-
Faculty, Full-Time, Range 4	64,394	-
Faculty, Full-Time, Range 4	83,978	-
Faculty, Full-Time, Range 4	95,263	-
Faculty, Full-Time, Range 4	104,083	-
Faculty, Full-Time, Range 4	70,770	-
Faculty, Full-Time, Range 4	101,359	-
Faculty, Full-Time, Range 4	102,319	-
Faculty, Full-Time, Range 4	102,996	-
Faculty, Full-Time, Range 4	105,839	-
Faculty, Full-Time, Range 4	106,106	-
Faculty, Full-Time, Range 4	105,839	-
Faculty, Full-Time, Range 4	106,256	-
Faculty, Full-Time, Range 4	100,564	-
Faculty, Full-Time, Range 4	106,256	-
Faculty, Full-Time, Range 4	102,059	-
Faculty, Full-Time, Range 4	87,315	-

Faculty, Full-Time, Range 4	68,991	-
Faculty, Full-Time, Range 4	106,226	-
Faculty, Full-Time, Range 4	71,972	-
Faculty, Full-Time, Range 4	89,550	1,320
Faculty, Full-Time, Range 4	73,449	-
Faculty, Full-Time, Range 4	90,626	-
Faculty, Full-Time, Range 4	98,125	-
Faculty, Full-Time, Range 4	94,390	-
Faculty, Full-Time, Range 4	85,461	-
Faculty, Full-Time, Range 4	91,736	-
Faculty, Full-Time, Range 4	100,564	-
Faculty, Full-Time, Range 4	76,709	-
Faculty, Full-Time, Range 4	74,980	-
Faculty, Full-Time, Range 4	105,832	-
Faculty, Full-Time, Range 4	74,439	-
Faculty, Full-Time, Range 4	82,434	-
Faculty, Full-Time, Range 4	80,986	-
Faculty, Full-Time, Range 4	61,280	-
Faculty, Full-Time, Range 4	95,264	-
Faculty, Full-Time, Range 4	83,940	-
Faculty, Full-Time, Range 4	98,790	-
Faculty, Full-Time, Range 4	96,625	-
Faculty, Full-Time, Range 4	97,028	1,320
Faculty, Full-Time, Range 4	102,587	-
Faculty, Full-Time, Range 4	89,245	-
Faculty, Full-Time, Range 4	77,651	-
Faculty, Full-Time, Range 4	86,440	-
Faculty, Full-Time, Range 4	95,330	-
Faculty, Full-Time, Range 4	87,240	-
Faculty, Full-Time, Range 4	78,916	-
Faculty, Full-Time, Range 4	71,733	-
Faculty, Full-Time, Range 4	65,437	-
Faculty, Full-Time, Range 4	70,840	-
Faculty, Full-Time, Range 4	73,880	-
Faculty, Full-Time, Range 4	65,756	-
Faculty, Full-Time, Range 4	77,821	-
Faculty, Full-Time, Range 4	88,348	-
Faculty, Full-Time, Range 4	101,359	-
Faculty, Full-Time, Range 4	69,945	-
Faculty, Full-Time, Range 4	73,529	-
Faculty, Full-Time, Range 4	69,426	-
Faculty, Full-Time, Range 4	63,550	-
Faculty, Full-Time, Range 4	71,994	-
Faculty, Full-Time, Range 4	69,391	-
Faculty, Full-Time, Range 4	100,564	-
Faculty, Full-Time, Range 4	71,394	-
Faculty, Full-Time, Range 4	66,648	-
Faculty, Full-Time, Range 4	70,381	-
Faculty, Full-Time, Range 4	69,232	-
Faculty, Full-Time, Range 4	65,947	-
Faculty, Full-Time, Range 4	63,550	-
Faculty, Full-Time, Range 4	63,550	-
Faculty, Full-Time, Range 4	66,445	-
Faculty, Full-Time, Range 4	71,924	-
Faculty, Full-Time, Range 4	66,445	-
Faculty, Full-Time, Range 4	64,150	-
Faculty, Full-Time, Range 4	63,550	9,320
Faculty, Full-Time, Range 4	70,031	-
Faculty, Full-Time, Range 4	67,443	-
Faculty, Full-Time, Range 4	62,212	-
Faculty, Full-Time, Range 4	63,550	-
Faculty, Full-Time, Range 4	76,506	-
Faculty, Full-Time, Range 4	63,550	-
Faculty, Full-Time, Range 4	63,550	-
Faculty, Full-Time, Range 4	65,242	1,320
Faculty, Full-Time, Range 4	64,345	-
Faculty, Full-Time, Range 4	63,550	-
Faculty, Full-Time, Range 4	63,550	-
Faculty, Full-Time, Range 4	65,933	-

Faculty, Full-Time, Range 4	63,550	-
Faculty, Full-Time, Range 4	68,143	-
Faculty, Full-Time, Range 4	69,450	-
Faculty, Full-Time, Range 4	67,268	-
Faculty, Full-Time, Range 4	71,643	1,320
Faculty, Full-Time, Range 4	78,222	-
Faculty, Full-Time, Range 4	84,457	-
Faculty, Full-Time, Range 4	63,550	-
Faculty, Full-Time, Range 4	75,580	-
Faculty, Full-Time, Range 4	64,250	-
Faculty, Full-Time, Range 4	70,223	-
Faculty, Full-Time, Range 4	63,550	-
Faculty, Full-Time, Range 4	66,648	-
Faculty, Full-Time, Range 4	63,550	-
Faculty, Full-Time, Range 4	76,990	-
Faculty, Full-Time, Range 4	66,167	1,320
Faculty, Full-Time, Range 4	71,062	-
Faculty, Full-Time, Range 4	63,550	-
Faculty, Full-Time, Range 4	64,250	-
Faculty, Full-Time, Range 4	73,659	-
Faculty, Full-Time, Range 4	68,154	-
Faculty, Full-Time, Range 4	72,130	-
Faculty, Full-Time, Range 4	71,166	-
Faculty, Full-Time, Range 4	63,550	-
Faculty, Full-Time, Range 4	64,850	-
Faculty, Full-Time, Range 4	72,068	-
Faculty, Full-Time, Range 4	69,965	-
Faculty, Full-Time, Range 4	67,137	-
Faculty, Full-Time, Range 4	63,550	-
Faculty, Full-Time, Range 4	68,274	-
Faculty, Full-Time, Range 4	63,550	-
Faculty, Full-Time, Range 4	71,618	-
Faculty, Full-Time, Range 4	72,068	-
Faculty, Full-Time, Range 4	66,648	-
Faculty, Full-Time, Range 4	68,852	-
Faculty, Full-Time, Range 4	78,517	8,000
Faculty, Full-Time, Range 4	63,550	-
Faculty, Full-Time, Range 4	63,550	-
Faculty, Full-Time, Range 4	68,928	-
Faculty, Full-Time, Range 4	65,342	-
Faculty, Full-Time, Range 4	66,851	1,320
Faculty, Full-Time, Range 4	66,648	-
Faculty, Full-Time, Range 4	63,550	-
Faculty, Full-Time, Range 4	64,250	-
Faculty, Full-Time, Range 4	64,345	-
Faculty, Full-Time, Range 4	68,745	-
Faculty, Full-Time, Range 4	66,728	-
Faculty, Full-Time, Range 4	63,550	1,320
Faculty, Full-Time, Range 4	64,345	-
Faculty, Full-Time, Range 4	84,370	-
Faculty, Full-Time, Range 4	64,345	-
Faculty, Full-Time, Range 4	68,085	-
Faculty, Full-Time, Range 4	64,345	-
Faculty, Full-Time, Range 4	63,765	-
Faculty, Full-Time, Range 4	63,550	-
Faculty, Full-Time, Range 4	61,950	-
Faculty, Full-Time, Range 4	65,999	8,000
Faculty, Full-Time, Range 4	68,353	-
Faculty, Full-Time, Range 4	63,550	-
Faculty, Full-Time, Range 4	63,550	-
Faculty, Full-Time, Range 4	63,550	1,320
Faculty, Full-Time, Range 4	63,550	-
Faculty, Full-Time, Range 4	63,550	1,320
Faculty, Full-Time, Range 4	63,550	-
Faculty, Full-Time, Range 4	63,900	-
Faculty, Full-Time, Range 4	63,550	-
Faculty, Full-Time, Range 4	63,550	-
Faculty, Full-Time, Range 4	63,550	-
Faculty, Full-Time, Range 4	63,550	-
Faculty, Full-Time, Range 4	63,550	-

Faculty, Full-Time, Range 4	63,550	-
Faculty, Full-Time, Range 4	63,550	-
Faculty, Full-Time, Range 4	63,550	-
Faculty, Full-Time, Range 4	63,550	-
Faculty, Full-Time, Range 4	73,037	8,000
Faculty, Full-Time, Range 4	63,550	-
Faculty, Full-Time, Range 4	63,550	-
Faculty, Full-Time, Range 4	63,550	-
Faculty, Full-Time, Range 4	63,550	-
Faculty, Full-Time, Range 4	64,250	-
Faculty, Full-Time, Range 4	63,550	-
Faculty, Full-Time, Range 4	63,550	-
Faculty, Full-Time, Range 4	31,565	1,320
Faculty, Full-Time, Range 4	63,550	-
Faculty, Full-Time, Range 4	65,394	-
Faculty, Full-Time, Range 4	63,550	-
Faculty, Full-Time, Range 4	64,659	-
Faculty, Full-Time, Range 4	64,900	-
Faculty, Full-Time, Range 4	63,550	-
Faculty, Full-Time, Range 4	63,550	1,320
Faculty, Full-Time, Range 4	64,730	-
Faculty, Full-Time, Range 4	63,550	-
Faculty, Full-Time, Range 4	67,348	-
Faculty, Full-Time, Range 4	63,550	-
Faculty, Full-Time, Range 4	63,550	1,320
Faculty, Full-Time, Range 4	63,550	-
Faculty, Full-Time, Range 4	67,362	-
Faculty, Full-Time, Range 4	63,550	-
Faculty, Full-Time, Range 4	38,130	-
Faculty, Full-Time, Range 4	63,550	-
Faculty, Full-Time, Range 4	63,550	-
Faculty, Full-Time, Range 4	66,648	-
Faculty, Full-Time, Range 4	63,550	-
Faculty, Full-Time, Range 4	63,550	1,320
Faculty, Full-Time, Range 4	63,550	-
Faculty, Full-Time, Range 4	63,550	-
Faculty, Full-Time, Range 4	65,165	-
Faculty, Full-Time, Range 4	63,550	-
Faculty, Full-Time, Range 4	63,550	-
Faculty, Full-Time, Range 4	63,550	-
Faculty, Full-Time, Range 4	63,550	-
Faculty, Full-Time, Range 4	63,550	-
Faculty, Full-Time, Range 4	63,550	1,320
Faculty, Full-Time, Range 4	65,410	-
Faculty, Full-Time, Range 4	60,180	-
Faculty, Full-Time, Range 4	65,195	-
Faculty, Full-Time, Range 4	70,896	8,000
Faculty, Full-Time, Range 4	73,553	1,320
Faculty, Full-Time, Range 4	61,360	-
Gallery Manager	50,500	-
Gallery Specialist	52,948	-
Gallery Specialist	35,774	-
Grants Program Coordinator	50,300	-
Health Programs Compliance Coordinator	45,009	1,320
Honors Program Coordinator	51,587	-
Instructional Applications Integration C	43,103	1,320
Instructional Dean/Division Chair	82,400	1,800
Instructional Dean/Division Chair	94,760	1,800
Instructional Dean/Division Chair	95,417	1,800
Instructional Dean/Division Chair	95,417	1,800
Instructional Lab Coordinator	47,533	-
Instructional Lab Coordinator	49,413	1,320
Instructional Lab Coordinator	46,254	-
Instructional Lab Coordinator	38,882	-
Instructional Lab Coordinator	50,824	-
Instructional Lab Coordinator	49,637	-
Instructional Lab Coordinator	39,870	-
Instructional Lab Coordinator	40,102	-
Instructional Lab Coordinator	37,994	1,320
Instructional Lab Coordinator	39,700	-



Instructional Lab Coordinator	37,394	-
Instructional Specialist I	46,254	-
Instructional Specialist I	33,369	1,320
Instructional Specialist I	34,163	-
Instructional Specialist I	34,108	-
Instructional Specialist I	33,369	1,320
Instructional Specialist I	34,163	-
Instructional Specialist I	30,300	1,320
Instructional Specialist I	35,226	1,320
Instructional Specialist I	32,284	-
Instructional Specialist I	34,398	-
Instructional Specialist I	29,200	-
Instructional Specialist II	49,312	-
Instructional Specialist II	38,614	-
Instructional Specialist II	37,394	-
Instructional Specialist II	37,394	-
Instructional Specialist II	39,799	-
Instructional Specialist II	37,988	-
Instructional Specialist II	38,226	-
Instructional Specialist II	37,394	-
Instructional Specialist III	49,252	-
Instructional Specialist III	52,289	-
Instructional Specialist III	43,593	-
Instructional Specialist III	42,300	-
Instructional Specialist III	42,866	-
Instructional Specialist III	43,593	-
Instructional Specialist III	42,300	-
Instructional Specialist III	42,300	-
Instructional Specialist III	48,209	-
Instructional Specialist III	43,511	-
Instructional Specialist III	59,053	-
Instructional Specialist III	43,511	-
Instructional Specialist III	42,873	-
Instructional Specialist III	47,150	-
Instructional Specialist III	42,857	-
Instructional Specialist III	42,300	-
Instructional Specialist III	42,300	-
Instructional Specialist III	45,757	-
Instructional Specialist III	41,000	-
Instructional Specialist III	42,300	-
Instructional Specialist III	42,857	-
Instructional Specialist III	42,924	-
Instructional Specialist III	42,923	-
Instructional Specialist III	42,300	-
Instructional Specialist III	42,300	-
Instructional Specialist III	41,000	-
Instructional Specialist III	41,000	-
Instructional Specialist III	41,000	-
Instructional Support Associate	40,467	-
Instructional Support Associate	53,062	-
Instructional Support Associate	37,284	-
Instructional Support Associate	35,887	1,320
Instructional Support Associate	55,253	-
Instructional Support Associate	37,144	-
Instructional Support Associate	33,369	1,320
Instructional Support Associate	36,463	-
Instructional Support Associate	30,300	-
Instructional Support Associate	32,040	-
Instructional Support Associate	32,284	1,320
Instructional Support Associate	30,300	1,320
Instructional Support Associate	34,163	-
Instructional Support Associate	35,914	-
Instructional Support Associate	33,930	-
Instructional Support Associate	34,108	-
Instructional Support Associate	33,945	-
Instructional Support Associate	36,348	1,320
Instructional Support Associate	31,900	-
Instructional Support Associate	33,369	-
Instructional Support Veterinary Program	43,212	-

Kennel Manager/Technician	34,116	-
Lab Assistant	37,077	1,320
Lab Assistant	30,300	-
Lab Assistant	30,652	-
Lab Assistant	30,501	1,320
Lab Assistant	30,300	-
Lab Assistant	31,900	-
Laboratory Coordinator	42,025	-
LRC STAFF F/T S R 2	83,374	-
LRC STAFF F/T S R 4	104,878	-
Manager, Instructional Support Services	67,894	-
Manager, Instructional Support Services	51,450	-
Marketing Information Specialist	52,795	1,320
Media Circulation Assistant	30,300	-
Network/ Systems Specialist IV	62,081	-
Network/Server Support Specialist I	42,300	-
Network/Server Support Specialist II	50,300	-
Network/Server Support Specialist III	69,225	-
Network/Server Support Specialist III	69,224	-
Network/Server Support Specialist III	56,369	-
Network/Server Support Specialist III	66,653	-
Network/Server Support Specialist III	63,583	-
Office Support Services Specialist	45,983	-
Office Support Services Specialist	34,163	-
Office Support Services Specialist	34,112	-
Office Support Services Specialist	30,300	-
P C Support Specialist I	42,300	-
P C Support Specialist I	42,300	-
P C Support Specialist II	58,926	-
P C Support Specialist II	58,526	-
P C Support Specialist II	50,300	-
P C Support Specialist II	50,300	-
P C Support Specialist III	57,769	1,320
P C Support Specialist III	55,797	-
P C Support Specialist III	55,502	-
P C Support Specialist III	54,075	-
P C Technician I	32,000	-
P C Technician I	32,021	-
P C Technician II	35,300	-
Program Administrator II	67,459	-
Program Administrator II	66,856	-
Program Administrator II	60,703	-
Program Coordinator	55,311	-
Program Development Specialist	30,459	-
Program Director, Career & Continuing Ed	54,241	-
Program Director, Career & Continuing Ed	50,300	1,320
Program Director, Career & Continuing Ed	53,821	-
Program Director, Career & Continuing Ed	51,634	600
Program Services Assistant II	38,501	-
Program Services Coordinator	42,802	1,320
Program Services Coordinator	42,900	-
Program Services Coordinator	62,404	-
Program Services Coordinator	50,266	-
Program Services Coordinator	43,593	-
Program Services Specialist	42,662	-
Program Services Specialist	37,394	-
Project Leader	75,093	-
Project Leader	55,166	1,320
Project Manager II	81,998	-
Rehabilitation Specialist	44,363	-
Richland Collegiate H.S. Response Interv	50,300	-
Secretary II	28,894	1,320
Secretary II	27,216	1,320
Senior Academic Advisor	62,959	-
Senior Academic Advisor	46,519	-
Senior Academic Advisor	47,150	-
Senior Administrative Assistant	50,700	1,320
Senior Administrative Assistant	50,500	1,320
Senior Administrative Assistant	55,073	1,320

Senior Administrative Assistant	50,300	-
Senior Equipment/Toolroom Coordinator	43,563	-
Senior Equipment/Toolroom Coordinator	44,361	-
Senior Equipment/Toolroom Coordinator	34,850	-
Senior Executive Assistant	52,919	-
Senior Executive Assistant	44,963	1,320
Senior Information Systems Manager	81,086	600
Senior Information Systems Manager	71,298	-
Senior Program Development Specialist	50,500	-
Senior Program Development Specialist	50,300	-
Senior Ranch Manager/Herdsman	53,929	-
Specialist I	34,625	-
Specialist III	44,006	-
Specialist V	62,365	-
Sr. Coordinator, Instructional Labs	50,300	-
Sr. Coordinator, Instructional Labs	50,300	-
Sr. Coordinator, Instructional Labs	50,500	-
Sr. Coordinator, Science Learning Labora	54,698	-
Sr. Coordinator, Science Learning Labora	42,300	-
Sr. Coordinator, Science Learning Labora	54,340	-
Sr. Coordinator, Science Learning Labora	59,564	-
Sr. Coordinator, Science Learning Labora	50,659	-
Sr. Coordinator, Science Learning Labora	53,146	-
Sr. Coordinator, Science Learning Labora	43,126	-
Sr. Coordinator, Science Learning Labora	44,501	-
Sr. Coordinator, Science Learning Labora	42,903	1,320
Sr. Coordinator, Science Learning Labora	42,300	1,320
Sr. Coordinator, Science Learning Labora	42,865	-
Sr. Coordinator, Science Learning Labora	42,300	-
Sr. Coordinator, Science Learning Labora	42,883	-
Sr. Coordinator, Science Learning Labora	50,463	-
Sr. Coordinator, Science Learning Labora	42,865	-
Sr. Coordinator, Science Learning Labora	42,300	-
Sr. Coordinator, Science Learning Labora	42,857	1,320
Sr. Coordinator, Science Learning Labora	42,500	-
Sr. Coordinator, Science Learning Labora	42,903	-
Sr. Coordinator, Science Learning Labora	42,875	-
Sr. Coordinator, Science Learning Labora	42,864	-
Sr. Coordinator, Science Learning Labora	43,103	-
Sr. Manager	60,500	-
Sr. Manager	60,602	600
Student Lab Technician	36,436	-
Technical Theatre Coordinator	52,175	-
Technical Theatre Coordinator	45,100	-
Technical Theatre Coordinator	42,300	-
Technical Theatre Coordinator	43,123	-
Technical Theatre Coordinator	45,982	-
Technical Theatre Specialist I	30,595	-
Technical Theatre Specialist II	42,439	-
Technical Theatre Specialist II	29,000	-
Testing Assistant II	30,501	-
Tutor Coordinator	30,300	-
Vice President of Academic Affairs	131,625	2,400
Vice President of Academic Affairs	121,530	2,400
<b>Total Instruction</b>	<b>77,793,530</b>	<b>969,662</b>
Administrative Assistant	42,764	-
Administrative Assistant	36,535	-
Administrative Assistant II	38,490	-
Assistant Director	86,222	600
Assistant Director	70,500	-
Assistant Director	70,500	600
Assistant Director	70,500	-
Assistant Director Energy Management Ser	51,701	1,920
Assistant Director Energy Management Ser	50,900	600
Assistant Director Energy Management Ser	58,163	-
Assistant Director Energy Management Ser	51,331	1,920
Assistant Director Energy Management Ser	58,879	-
Assistant Director Energy Management Ser	51,131	-
Assistant Director Energy Management Ser	55,308	600

Assistant Director Facilities Maintenanc	60,166	-
Assistant Director Facilities Maintenanc	59,215	-
Assistant Director Facilities Maintenanc	57,288	-
Assistant Director Facilities Maintenanc	53,101	-
Assistant Director Facilities Maintenanc	50,300	-
Assoc. V.C., Facil. Mgmt/Dist.Architect	183,060	3,600
Associate Director Energy Management Ser	63,188	-
Associate Director Energy Management Ser	61,193	-
Associate Director Energy Management Ser	60,500	-
Associate Director Energy Management Ser	60,300	1,920
Associate Director Energy Management Ser	60,300	-
Associate Director Energy Management Ser	60,300	-
Associate Director Facilities Maintenanc	60,714	600
Associate Director Facilities Maintenanc	60,300	-
Associate Director Facilities Maintenanc	68,639	-
Associate Director Facilities Maintenanc	65,915	-
Associate Director Facilities Maintenanc	60,500	-
Associate Director Facilities Support Se	65,718	1,920
Associate Director Facilities Support Se	61,311	-
Associate Director Facilities Support Se	60,500	-
Associate Director Facilities Support Se	60,300	-
Associate Director Facilities Support Se	60,300	1,920
Associate Director Facilities Support Se	60,300	-
Associate Director Facilities Support Se	60,300	-
Automotive and Small Engine Mechanic II	44,838	600
Building Crafts Helper	25,300	-
Carpenter I	30,300	-
Carpenter I	33,205	-
Carpenter II	36,790	-
Carpenter III	51,354	-
Carpenter III	44,638	1,320
Carpenter III	45,590	-
Carpenter III	45,832	-
Carpenter III	45,590	-
Carpenter III	45,841	-
Carpenter III	45,590	-
Carpenter III	45,624	-
Carpenter III	43,735	-
Carpenter III	44,280	1,320
Civil Engineer (e.I.T)	66,052	-
Coll. Dir. Facilities Management III	78,092	1,800
Coll. Dir. Facilities Management III	79,351	3,120
Coll. Dir. Facilities Management III	97,120	1,800
College Director, Facilities Management	87,114	1,800
College Director, Facilities Management	94,562	1,800
College Director, Facilities Management	95,526	1,800
College Purchasing Transaction Specialis	42,892	1,320
Coordinator, Theatre Technical Services	37,580	-
Crd. Custodial/Maintenance Services II	42,300	-
Custodian	26,707	-
Department Assistant III	34,139	-
Department Assistant III	27,247	-
Director	103,891	1,800
District Interior Designer	72,258	-
Electrician Apprentice	42,484	-
Electrician Apprentice	39,723	-
Electrician Apprentice	36,561	-
Executive Assistant	44,262	-
Executive Assistant	30,300	1,320
Facilities Custodial Services Supervisor	54,636	-
Facilities Custodial Services Supervisor	45,519	1,320
Facilities Custodial Services Supervisor	51,025	-
Facilities Custodial Services Supervisor	45,888	600
Facilities Design Specialist/Architectur	61,490	-
Facilities Design Specialist/Interior	60,300	-
Facilities Maintenance Service Assistant	30,500	-
Facilities Maintenance Service Assistant	30,300	-
Facilities Maintenance Service Assistant	30,300	-
Facilities Maintenance Service Assistant	33,350	-

Facilities Maintenance Service Helper	25,300	-
Facilities Maintenance Service Helper	25,300	-
Facilities Maintenance Service Technicia	50,903	-
Facilities Maintenance Service Technicia	35,300	1,320
Facilities Maintenance Service Technicia	46,697	600
Facilities Maintenance Service Technicia	45,827	-
Facilities Maintenance Service Technicia	42,500	-
Facilities Maintenance Service Technicia	44,193	-
Facilities Maintenance Service Technicia	35,514	1,320
Facilities Maintenance Service Technicia	42,500	-
Facilities Maintenance Service Technicia	42,300	-
Facilities Maintenance Service Technicia	45,039	1,920
Facilities Maintenance Service Technicia	35,300	-
Facilities Support Services Assistant II	35,514	-
Facilities Support Services Assistant II	36,183	-
Facilities Support Services Coordinator	58,080	-
Facilities Support Services Coordinator	52,019	-
Facilities Support Services Coordinator	42,500	-
Facilities Support Services Coordinator	42,300	-
Facilities Support Services Coordinator	42,500	-
Hvac Apprentice	48,664	-
Hvac Apprentice	40,690	-
Hvac Apprentice	36,369	-
Hvac Apprentice	36,360	-
Hvac Apprentice	35,514	-
Hvac Technician I	42,500	-
Hvac Technician I	42,500	-
Hvac Technician I	42,300	-
Hvac Technician I	42,300	-
Hvac Technician I	42,300	-
Hvac Technician I	42,300	-
Hvac Technician I	50,039	-
Hvac Technician I	42,300	-
Hvac Technician I	42,300	-
Hvac Technician I	41,000	-
Hvac Technician I	42,300	-
Hvac Technician I	42,300	-
Hvac Technician I	42,300	-
Hvac Technician I	41,000	-
Hvac Technician II	55,615	-
Hvac Technician II	45,590	-
Hvac Technician II	44,638	-
Hvac Technician II	45,573	1,920
Hvac Technician II	45,590	-
Hvac Technician II	43,172	1,920
Hvac Technician II	56,425	-
Hvac Technician II	45,809	1,920
Hvac Technician II	48,044	-
Hvac Technician II	48,603	-
Hvac Technician II	45,592	-
Hvac Technician II	48,079	-
Hvac Technician II	44,638	1,920
Hvac Technician II	41,000	-
Hvac Technician II	45,454	-
Hvac Technician II	41,000	1,920
Irrigation Services Technician I	30,300	-
Irrigation Services Technician II	42,300	600
Irrigation Technician II	36,311	-
Journeyman Electrician	42,501	-
Journeyman Electrician	42,300	-
Journeyman Electrician	46,300	1,320
Journeyman Electrician	42,300	-
Journeyman Electrician	48,040	-
Landscape Services Apprentice	25,300	-
Landscape Services Apprentice	25,646	-
Landscape Services Apprentice	25,300	-
Landscape Services Apprentice	25,300	-
Landscape Services Apprentice	25,300	-

Landscape Services Apprentice	25,300	-
Landscape Services Supervisor	45,484	600
Landscape Services Supervisor	52,054	-
Landscape Services Supervisor	41,000	-
Landscape Services Supervisor	47,362	-
Landscape Services Technician I	25,300	-
Landscape Services Technician I	25,844	-
Landscape Services Technician I	24,000	-
Landscape Services Technician I	25,300	-
Landscape Services Technician II	30,300	-
Landscape Services Technician II	30,500	-
Landscape Services Technician II	30,300	-
Landscape Services Technician II	30,300	-
Landscape Services Technician II	30,300	-
Landscape Services Technician III	37,779	-
Landscape Services Technician III	37,877	-
Landscape Services Technician III	32,482	-
Landscape Services Technician III	42,188	-
Landscape Services Technician III	33,853	-
Landscape Services Technician III	32,308	-
Life and Safety Systems Coordinator	45,591	600
Master Electrician	56,463	-
Master Electrician	51,131	-
Master Electrician	54,934	-
Master Electrician	50,300	-
Master Plumber	48,143	-
Painter I	30,300	-
Painter II	40,852	1,320
Painter II	33,878	-
Painter III	37,909	-
Painter III	37,765	-
Plumber II	45,637	-
Receiving Clerk	44,932	-
Receiving Clerk B	30,300	1,320
Senior Administrative Assistant	50,500	-
Senior Executive Assistant	42,500	1,320
Senior Executive Assistant	43,127	-
Senior Hvac Technician	45,637	-
Shipping and Receiving, Inventory Clerk	42,328	-
Shipping and Receiving, Inventory Clerk	44,800	-
Shipping and Receiving, Inventory Clerk	48,686	-
Shipping and Receiving, Inventory Clerk	31,274	-
Shipping and Receiving, Inventory Clerk	30,300	-
Shipping and Receiving, Inventory Clerk	36,437	-
Shipping and Receiving, Inventory Clerk	36,182	-
Shipping and Receiving, Inventory Clerk	25,300	-
Shipping and Receiving, Inventory Clerk	30,300	1,320
Shipping and Receiving, Inventory Clerk	42,300	-
Shipping and Receiving, Inventory Clerk	30,300	-
Shipping and Receiving, Inventory Clerk	42,300	-
Sr. Associate Director Facilities Servic	60,300	-
<b>Total O&amp;M Physical Plant</b>	<b>9,452,570</b>	<b>61,080</b>
Account Sales Representative	56,225	-
Assistant Dean, Continuing Education I	55,166	1,320
Assistant Dean, Continuing Education II	66,655	1,320
Assistant to the Vice President	59,031	1,320
Assoc. V.P. Workforce/Cont. Education	102,459	1,800
Asst. Dean, Continuing Educ. & Contract	61,493	1,320
Continuing Education and Workforce Coord	43,132	-
Continuing Education Office Coordinator	34,282	1,320
Coord. Health Occupations Admissions	40,101	-
Coordinator of Testing	34,163	-
Crd. C.E. & Workforce Development	50,500	1,320
Crd. C.E. & Workforce Development	52,060	-
Crd. C.E. & Workforce Development	55,645	-
Crd. C.E. & Workforce Development	50,300	-
Crd. C.E. & Workforce Development	50,500	-
Crd. C.E. & Workforce Development	50,900	-
Dean, Curriculum and Assessment	87,093	3,120

Department Assistant III	28,942	1,320
Exec Dean, Corporate/Cont. Ed.	102,536	1,800
Executive Dean	88,580	1,800
G.E.D. Chief Examiner	50,500	-
Grants Manager II	39,789	-
Instructional Specialist II	45,549	-
Instructional Specialist II	41,641	-
Instructional Specialist III	48,559	-
Instructional Specialist III	44,545	-
Office Support Services Specialist	34,108	-
Office Support Services Specialist	30,300	-
Program Administrator	63,513	-
Program Administrator	55,615	-
Program Director, Career & Continuing Ed	63,764	-
Senior Administrative Assistant	50,700	1,320
Senior Program Development Specialist	63,977	-
Senior Program Development Specialist	61,032	-
Specialist V	54,069	1,320
Specialist V	53,353	-
Sr. Coordinator, Continuing Education Of	43,017	-
Sr. Coordinator, Continuing Education Of	34,000	-
<b>Total Public Service</b>	<b>2,047,794</b>	<b>20,400</b>
Academic & Communications Coordinator	33,369	-
Academic Advisor	46,400	-
Academic Advisor	33,369	-
Academic Advisor	33,370	-
Academic Advisor	33,369	-
Academic Advisor	34,108	1,320
Academic Advisor	31,100	-
Academic Advisor	33,370	-
Academic Advisor	34,626	1,320
Academic Advisor	34,108	1,320
Academic Advisor	33,959	-
Academic Advisor	32,284	1,320
Academic Advisor	34,652	1,320
Academic Advisor II	38,487	-
Academic Advisor II	52,995	-
Academic Advisor II	60,753	-
Academic Advisor II	37,431	-
Academic Advisor II	38,287	-
Academic Advisor II	38,426	-
Academic Advisor II	43,278	-
Academic Advisor II	40,688	-
Academic Advisor II	38,284	-
Academic Advisor II	36,173	-
Academic Advisor II	41,204	-
Academic Advisor II	37,449	-
Academic Advisor II	38,287	-
Academic Advisor II	39,920	1,320
Academic Advisor II	38,226	-
Academic Advisor II	38,614	-
Academic Advisor II	38,487	1,320
Academic Advisor II	47,253	-
Academic Advisor II	37,394	-
Academic Advisor II	38,195	-
Academic Advisor II	38,641	-
Academic Advisor II	35,300	1,320
Academic Advisor II	37,394	-
Academic Advisor II	37,394	1,320
Academic Advisor II	38,893	-
Academic Advisor II	38,260	1,320
Academic Advisor II	38,226	-
Academic Advisor II	37,394	-
Academic Advisor II	37,394	-
Academic Advisor II	35,300	-
Academic Advisor II	37,394	-
Academic Advisor II	36,173	-
Academic Advisor II	35,300	-
Academic Advisor II	34,000	-

Academic Advisor II	36,173	-
Academic Advisor II	35,900	-
Academic Advisor II	37,394	-
Academic Advisor II	38,226	-
Academic Advisor II	38,808	-
Academic Advisor II	37,394	-
Academic Advisor II	37,917	1,320
Academic Advisor II	37,394	-
Academic Advisor II	39,199	-
Academic Advisor II	36,173	-
Accountant II	42,913	-
Accountant II	42,885	-
Administrative Assistant	46,400	-
Administrative Assistant	38,493	-
Administrative Assistant	34,237	-
Administrative Assistant	35,614	-
Administrative Assistant	33,369	1,320
Administrative Assistant	34,166	-
Administrative Assistant	35,112	-
Administrative Assistant	34,162	-
Administrative Assistant	33,369	-
Administrative Assistant	33,969	-
Administrative Assistant	32,284	-
Administrative Assistant	34,108	-
Administrative Assistant	34,160	-
Administrative Assistant	34,145	-
Administrative Assistant	34,108	-
Administrative Assistant	34,116	-
Administrative Assistant	33,369	1,320
Administrative Assistant II	45,733	-
Administrative Assistant II	39,085	1,320
Administrative Assistant II	38,099	-
Administrative Assistant II	45,010	-
Administrative Assistant II	38,433	-
Administrative Assistant II	41,004	-
Administrative Assistant II	39,539	-
Administrative Assistant II	38,887	1,320
Administrative Assistant II	35,300	-
Administrative Assistant II	38,491	-
Administrative Assistant II	41,253	-
Administrative Assistant II	37,394	-
Administrative Assistant II	36,000	-
Administrative Clerk	25,300	-
Administrator	64,827	2,520
Administrator	62,805	2,520
Administrator	61,800	2,520
Admissions and Records Assistant	46,182	-
Admissions and Records Assistant	25,300	-
Admissions and Records Assistant	25,652	-
Admissions and Records Assistant	25,300	-
Admissions Specialist	38,400	-
Admissions Specialist	27,210	-
Admissions Specialist	27,595	-
Admissions Specialist	26,620	-
Admissions Specialist	27,232	1,320
Admissions Specialist	26,620	-
Admissions Specialist	27,232	1,320
Admissions Specialist	27,210	-
Admissions Specialist	26,355	1,320
Admissions Specialist	27,220	-
Admissions Specialist	24,000	1,320
Admissions Specialist	26,620	-
Admissions Specialist	24,624	-
Admissions Specialist	25,004	-
Admissions Specialist II	37,195	-
Admissions Specialist II	30,714	-
Admissions Specialist II	31,899	-
Admissions Specialist II	29,000	-
Admissions Specialist II	30,300	-



Admissions Specialist II	30,900	-
Admissions Specialist II	30,300	-
Assistant Director	70,300	-
Assistant Director, Academic Advising	61,598	-
Assistant Director, Academic Advising	58,343	-
Assistant Director, Academic Advising	50,300	1,320
Assistant Director, Academic Advising	50,500	-
Assistant Director, Academic Advising	50,500	-
Assistant Director, Academic Advising	50,500	-
Assistant Director, Academic Advising	50,300	-
Assistant Director, Admissions	58,561	-
Assistant Director, Admissions	53,377	-
Assistant Director, Admissions	49,000	-
Assistant Director, Admissions	50,500	-
Assistant Director, Admissions	50,500	-
Assistant Director, Admissions	49,000	-
Assistant Director, Marketing & Public I	54,085	-
Assistant Registrar	31,030	1,320
Assistant to Director Teleconferencing	46,638	-
Assoc. Dean, Distance Lrng. Prgms.-Outr	74,111	-
Assoc. Dean, Learning Support Services	84,076	1,200
Assoc. Dean, Learning Support Services	64,476	1,200
Associate Director	75,900	1,200
Associate Director	91,931	1,200
Associate Director	66,000	1,200
Associate Director	75,900	1,200
Associate Director	75,900	1,200
Associate Registrar	45,146	-
Associate Registrar	66,791	-
Associate Registrar	39,004	-
Associate Registrar	39,173	-
Associate Registrar	34,163	1,320
Associate Registrar	34,127	-
Associate Registrar	34,163	1,320
Associate Registrar	34,011	-
Associate Registrar II	65,600	-
Associate Registrar II	43,824	1,320
Associate Registrar II	42,861	-
Associate Registrar II	42,866	-
Associate Registrar II	42,300	-
Associate Registrar II	43,793	-
Associate Registrar II	43,545	-
Associate Registrar II	43,711	-
Associate Registrar II	43,375	-
Associate Vice President (2016)	101,275	2,400
Asst. Dir. Intrl. Stud. Services	56,757	-
Asst. Dir. Intrl. Stud. Services	50,300	-
Asst. Dir. Intrl. Stud. Services	53,900	-
Asst. Dir. of Enrollment Management/Regi	49,980	-
Awards Management Team Specialist	48,352	1,320
Awards Management Team Specialist	46,454	1,320
Awards Management Team Specialist	42,924	1,320
Awards Management Team Specialist	43,124	1,320
Awards Management Team Specialist	42,923	1,320
Awards Management Team Specialist	42,924	1,320
Awards Management Team Specialist	42,924	1,320
C.E. & Workforce Specialist	38,486	-
C.E. & Workforce Specialist	34,909	-
Career Planning Specialist	29,000	1,320
Career Services Coordinator	50,300	-
Career Services Coordinator	50,300	-
Career Services Coordinator	50,300	-
Career Services Coordinator	50,300	1,320
Circulation and Testing Center Represent	29,000	-
College Degree Audit Specialist	34,169	-
College Degree Audit Specialist	33,915	1,320
College Degree Audit Specialist	34,762	1,320
College Degree Audit Specialist	33,369	-
College Degree Audit Specialist	36,656	-

College Degree Audit Specialist	29,000	-
College Degree Audit Specialist	32,000	-
College Dir. of School Alliance & Instit	63,032	-
College Fa Advisor	38,287	1,320
College Fa Advisor	38,287	-
College Fa Advisor	38,287	-
College Fa Advisor	38,487	-
College Fa Advisor	39,087	-
College Fa Advisor	38,297	-
College Fa Advisor	38,116	-
College Fa Advisor	52,439	1,320
College Fa Advisor	39,199	-
College Fa Advisor	38,287	-
College Fa Advisor	42,463	-
College Fa Advisor	35,900	1,320
College Fa Advisor	35,700	-
College Fa Advisor	38,287	-
College Fa Advisor	38,287	-
College Fa Advisor	38,287	-
College Fa Advisor	38,478	-
College Fa Advisor	40,400	-
College Fa Advisor	38,287	-
College Fa Advisor	38,287	1,320
College Fa Advisor	40,137	-
College Fa Advisor	40,400	1,320
College Fa Advisor	38,226	-
College Fa Advisor	38,248	-
College Fa Advisor	38,239	-
College Fa Advisor	39,199	-
College Fa Advisor	40,400	-
College Fa Advisor	34,680	-
College Fa Advisor	36,380	-
College Nurse	59,269	600
College Nurse II	64,782	600
College Nurse II	66,142	1,320
College Nurse II	60,454	-
College Outreach & Recruitment Coord.	54,035	-
College Outreach & Recruitment Coord.	50,500	-
College Outreach & Recruitment Coord.	50,300	-
College Outreach & Recruitment Coord.	50,300	-
College Outreach & Recruitment Coord.	52,968	-
College Rising Star Program Coordinator	53,837	-
College Rising Star Program Coordinator	52,582	-
College Rising Star Program Coordinator	50,500	-
College Rising Star Program Coordinator	50,300	-
College Rising Star Program Coordinator	50,300	1,320
Coordinator of Testing	39,254	1,320
Coordinator of Testing	38,810	-
Coordinator of Testing	37,400	-
Coordinator of Testing	35,525	-
Coordinator of Testing	34,163	-
Coordinator of Testing	34,363	-
Coordinator Transfer Services	54,070	-
Coordinator, Outreach & Recruitment	46,356	1,320
Coordinator, Student Services	70,182	-
Counselor/Fac F/T, Salary Range 1	61,040	1,320
Counselor/Fac F/T, Salary Range 2	68,165	1,320
Counselor/Fac F/T, Salary Range 3	60,400	1,320
Dean, Instr. Support/Outreach Svcs.	80,000	1,800
Dean, Student Success	95,412	1,800
Dean, Student Success	82,400	3,120
Dean, Student Support Services	105,119	1,080
Dean, Student Support Services	82,400	1,800
Dean, Student Support Services	82,400	1,800
Dean, Student Support Services	97,011	1,800
Dean, Student Support Services	95,375	3,120
Dean, Student Support Services	94,676	1,800
Degree Audit System Programming Speciali	55,131	600
Degree Audit System Programming Speciali	59,785	600

Degree Audit System Specialist	51,251	600
Department Assistant I	24,000	1,320
Department Assistant II	40,262	-
Department Assistant II	37,182	-
Department Assistant II	25,738	-
Department Assistant II	38,400	1,320
Department Assistant II	25,900	-
Department Assistant III	27,203	-
Department Assistant III	27,666	1,320
Department Assistant III	27,210	-
Department Assistant III	31,982	-
Department Assistant III	26,620	-
Department Assistant III	27,886	1,320
Department Assistant III	25,022	-
Department Assistant III	24,000	-
Department Assistant III	28,060	-
Department Assistant III	26,620	-
Department Assistant III	25,900	-
Department Assistant III	26,873	-
Department Assistant III	24,000	-
Department Assistant IV	44,598	-
Department Assistant IV	30,300	1,320
Department Assistant IV	35,402	-
Department Assistant IV	32,645	-
Department Assistant IV	30,300	1,320
Department Assistant IV	35,790	-
Department Assistant IV	30,912	-
Department Assistant IV	30,300	-
Department Assistant IV	30,452	-
Department Assistant IV	30,300	1,320
Department Assistant IV	30,300	-
Department Assistant IV	29,000	-
Department Assistant IV	30,452	-
Dir. Marketing, Telecollege - Telelearning	81,992	1,200
Dir., Academic Advising & T.S.I.	60,296	-
Dir., Services to Special Population	57,327	-
Dir., Services to Special Population	50,300	-
Director II	59,587	1,320
Director II	56,509	-
Director II	80,989	-
Director III	67,980	1,200
Director IV	74,819	1,200
Director of Community Outreach	62,292	1,320
Director of Financial Aid	59,327	-
Director of Financial Aid	73,070	1,320
Director of Financial Aid	57,321	-
Director of Financial Aid	60,552	-
Director of Financial Aid	56,350	-
Director of Instrumental Music	65,629	-
Director of Testing I	57,140	-
Director of Testing I	50,500	1,320
Director of Testing II	60,836	-
Director of Testing II	75,456	-
Director, Admissions/Registrar	71,535	-
Director, Career Services	54,241	-
Director, College Programs	52,949	1,320
Director, College Programs	54,075	1,320
Director, College Programs	49,000	1,320
Dist. Dir III	70,139	2,520
Dist. Dir III	68,666	2,520
Dist. Dir. Academic & Student Records	85,475	1,800
Dist. Dir., Artic/Transfer Svcs & Unv RI	77,346	1,200
District Coordinator - Curriculum Manage	60,300	-
District Coordinator, Student Programs	54,033	-
District Director, Curriculum Management	80,104	1,200
District Director, Student and Academic	93,711	1,200
District Financial Aid Coordinator	58,598	-
District Financial Aid Coordinator	50,300	-
District Financial Aid Support I	38,484	-

District Financial Aid Support I	38,226	-
District Financial Aid Support I	39,199	-
District Financial Aid Support II	42,733	-
District Transcript Evaluator	38,487	-
District Transcript Evaluator	38,287	-
District Transcript Evaluator	38,287	-
District Transcript Evaluator	38,286	-
District Transcript Evaluator	38,274	-
District Transcript Evaluator II	46,880	600
District Transcript Evaluator II	42,924	600
District Transcript Evaluator II	43,793	600
District Transcript Evaluator II	44,376	600
Enrollment Services Generalist	30,300	-
Enrollment Services Generalist	34,163	-
Enrollment Services Generalist	33,369	-
Enrollment Services Generalist	30,445	-
Enrollment Services Generalist	29,000	-
Enrollment Services Generalist	33,369	-
Enrollment Services Generalist	34,331	-
Enrollment Services Generalist	33,369	-
Enrollment Services Generalist	29,000	-
Enrollment Services Generalist	32,284	-
Enrollment Services Generalist	33,969	-
Enrollment Services Generalist	33,369	-
Enrollment Services Generalist	29,000	-
Enrollment Services Generalist	33,369	-
Enrollment Services Generalist	33,369	-
Enrollment Services Generalist	33,369	-
Enrollment Services Generalist	30,900	-
Enrollment Services Representative	44,397	-
Enrollment Services Representative	43,125	-
Enrollment Services Representative	45,556	-
Enrollment Services Representative	42,924	-
Enrollment Services Representative	42,300	-
Enrollment Services Representative	43,125	-
Enrollment Services Representative	45,556	-
Enrollment Services Representative	42,300	-
Enrollment Services Representative	42,300	-
Enrollment Services Representative	42,300	-
Enrollment Services Representative	42,300	-
Enrollment Services Representative	42,857	-
Enrollment Services Representative	42,915	-
Enrollment Services Representative	42,300	-
Enrollment Services Representative	42,925	-
Enrollment Services Representative	42,300	-
Enrollment Services Representative	44,036	1,320
Enrollment Services Representative	42,857	-
Enrollment Services Representative	42,857	-
Exec. Dean, Student & Enrollment Svcs	104,323	1,800
Exec. Dean, Student & Enrollment Svcs	88,580	1,800
Exec. Dean, Student & Enrollment Svcs	86,000	1,800
Exec. Dn, Student Dev. & Support Svcs.	88,580	1,800
Exec. Dn, Student Dev. & Support Svcs.	88,580	1,800
Executive Assistant to the Vice Presiden	52,656	-
Executive Assistant to the Vice Presiden	56,190	-
Executive Dean	86,000	1,800
Executive Dist. Dir. Financial Aid & Sch	103,000	3,720
Faculty Full-Time, Range 1	54,100	1,320
Financial Aid Information Call Center Ag	38,287	1,320
Financial Aid Information Call Center Ag	37,755	1,320
Financial Aid Information Call Center Ag	38,287	1,320
Financial Aid Information Call Center Ag	38,287	1,320
Financial Aid Information Call Center Ag	38,487	1,320
Financial Aid Information Call Center Ag	38,286	1,320
Financial Aid Information Call Center Ag	36,160	1,320
Financial Aid Information Call Center Ag	35,000	1,320
Financial Aid Information Call Center Ag	38,226	1,320
Financial Aid Information Call Center Ag	38,838	1,320
Financial Aid Information Call Center Ag	37,394	1,320
Financial Aid Information Call Center Ag	36,773	1,320

Financial Aid Information Call Center Ag	36,760	1,320
Financial Aid Information Call Center Ag	35,000	1,320
Financial Aid Manager	50,300	1,320
Financial Aid Specialist	42,866	1,320
Financial Aid Specialist	42,866	1,320
Financial Aid Specialist	42,857	1,320
Financial Aid Specialist	42,900	1,320
Financial Aid Specialist	42,866	1,320
Financial Aid Specialist	42,300	1,320
Financial Aid Specialist	42,857	1,320
Financial Aid Specialist	42,300	1,320
Financial Aid Specialist	49,600	1,320
Financial Aid Specialist	45,100	1,320
Financial Aid Specialist	41,496	1,320
Financial Aid Specialist	41,496	1,320
Graphic Designer III	51,587	-
Help Desk Analyst I	43,677	-
Information Desk Representative	34,162	-
Information Desk Representative	34,368	-
Information Desk Representative	32,284	-
Information Desk Representative	33,369	-
Institutional Equity and Compliance Offi	88,580	1,800
Instructional Lab Coordinator	38,287	-
Instructional Specialist I	32,284	-
Instructional Specialist II	37,394	-
Instructional Specialist III	42,925	-
Instructional Specialist III	43,133	-
International Student Coordinator	43,126	-
International Student Coordinator	43,324	-
Interpreter I	50,300	1,320
Interpreter I	50,300	-
Interpreter II	53,868	-
Interpreter II	57,729	-
Interpreter II	53,782	-
Interpreter II	50,864	-
Interpreter III	60,434	-
Interpreter III	60,652	-
Int'l. Student Specialist II	42,320	-
Int'l. Student Specialist II	38,886	-
Int'l. Student Specialist II	34,000	-
Int'l. Student Specialist II	34,000	-
Landscape Services Technician III	45,611	-
Library and Testing Center Specialist	34,122	-
Location Imaging Assistant	35,308	-
Location Imaging Assistant	33,240	-
Manager	69,276	-
Manager, College Testing Center	43,977	-
Manager, College Testing Center	38,287	-
Manager, Partner Alliances	54,453	-
Mgr, District Transcript Evaluation Ctr	60,568	600
Office Support Services Specialist	44,561	1,320
Office Support Services Specialist	44,133	1,320
Office Support Services Specialist	35,613	1,320
Office Support Services Specialist	34,171	-
Office Support Services Specialist	34,163	-
Office Support Services Specialist	33,369	-
Outreach & Recruitment Specialist I	33,369	-
Outreach & Recruitment Specialist II	40,630	-
Outreach & Recruitment Specialist II	40,296	1,320
Outreach & Recruitment Specialist II	38,487	-
Outreach & Recruitment Specialist II	37,394	-
Professional Counselor	73,797	-
Professional Counselor	78,631	-
Professional Counselor	81,562	-
Professional Counselor	73,795	-
Professional Counselor	59,000	1,320
Professional Counselor	79,372	-
Professional Counselor	71,453	-
Professional Counselor	73,678	-

Professional Counselor	80,300	1,320
Program Services Assistant II	48,072	-
Program Services Coordinator	49,552	-
Program Services Coordinator	42,300	-
Program Services Coordinator	42,923	1,320
Program Services Coordinator	42,300	-
Program Services Coordinator	44,805	-
Program Services Coordinator	44,142	1,320
Program Services Coordinator	51,063	-
Program Services Coordinator	42,116	-
Program Services Coordinator	42,500	-
Program Services Coordinator	42,894	-
Program Services Coordinator	42,924	-
Program Services Specialist	50,667	-
Program Services Specialist	35,300	-
Program Services Specialist	41,004	-
Project Leader	62,145	-
Project Mgr I - Instructional Web Mgr, C	73,327	600
Rehabilitation Specialist	39,799	1,320
Richland Collegiate H.S. Sr. Academic Ad	50,500	-
Richland Collegiate H.S. Sr. Academic Ad	50,300	-
Richland Collegiate H.S. Sr. Academic Ad	50,300	-
Richland Collegiate H.S. Sr. Academic Ad	50,300	-
Richland Collegiate H.S. Sr. Academic Ad	51,587	-
Richland Collegiate H.S. Sr. Academic Ad	50,300	-
Secretary II	28,894	1,320
Senior Academic Advisor	50,311	-
Senior Academic Advisor	42,500	-
Senior Academic Advisor	42,733	-
Senior Academic Advisor	44,502	-
Senior Academic Advisor	51,095	-
Senior Academic Advisor	44,393	-
Senior Academic Advisor	42,857	-
Senior Academic Advisor	45,470	-
Senior Academic Advisor	44,136	-
Senior Academic Advisor	45,784	-
Senior Academic Advisor	43,094	-
Senior Academic Advisor	42,881	-
Senior Academic Advisor	48,541	-
Senior Academic Advisor	42,300	-
Senior Academic Advisor	45,981	-
Senior Academic Advisor	43,544	-
Senior Academic Advisor	43,924	-
Senior Academic Advisor	42,445	-
Senior Academic Advisor	42,857	-
Senior Academic Advisor	42,300	-
Senior Academic Advisor	44,630	-
Senior Academic Advisor	42,300	-
Senior Academic Advisor	42,300	-
Senior Academic Advisor	42,300	1,320
Senior Academic Advisor	43,617	-
Senior Academic Advisor	44,711	-
Senior Administrative Assistant	51,587	1,320
Senior Administrative Assistant	50,300	-
Senior Administrative Assistant	50,500	-
Senior Administrative Assistant	50,500	-
Senior Administrative Assistant	50,300	1,320
Senior Career Planning Specialist	35,300	1,320
Senior Career Planning Specialist	48,532	-
Senior Career Planning Specialist	38,234	-
Senior Career Planning Specialist	34,000	-
Senior Career Services Coordinator	58,511	-
Senior College Degree Audit Specialist	50,500	-
Senior College Degree Audit Specialist	55,325	-
Senior College Degree Audit Specialist	51,405	-
Senior College Degree Audit Specialist	50,511	-
Senior College Degree Audit Specialist	50,300	-
Senior College Degree Audit Specialist	50,300	-
Senior College Degree Audit Specialist	50,300	-

Senior College Degree Audit Specialist	50,300	-
Senior College Degree Audit Specialist	50,300	-
Senior Program Development Specialist	50,300	-
Senior Rehabilitation Specialist	42,068	-
Senior Rehabilitation Specialist	46,764	-
Senior Rehabilitation Specialist	50,259	-
Senior Rehabilitation Specialist	43,125	-
Senior Rehabilitation Specialist	42,928	-
Senior Rehabilitation Specialist	42,923	-
Senior Rehabilitation Specialist	42,300	-
Specialist III	43,123	-
Sr. College Financial Aid Advisor	42,327	-
Sr. College Financial Aid Advisor	43,246	-
Sr. College Financial Aid Advisor	44,280	-
Sr. Coord. Health Occupations Admissons	44,082	-
Sr. Manager	63,905	-
Sr. Manager	60,880	-
Sr. Manager	66,483	-
Sr. Manager	72,186	-
Sr. Manager	60,300	-
Sr. Manager	60,436	-
Sr. Manager	68,399	-
Sr. Manager Financial Aid	64,013	1,320
Sr. Manager Financial Aid	57,731	1,320
Sr. Manager Financial Aid	53,811	1,320
Sr. Manager Financial Aid	53,808	1,320
Sr. Manager Financial Aid	55,821	1,320
Sr. Project Mgr. O.R.C.E.	53,399	-
Sr. Veterans Affairs Coordinator	54,182	-
Sr. Veterans Affairs Coordinator	56,042	-
Sr. Veterans Affairs Coordinator	55,599	-
Sr. Veterans Affairs Coordinator	53,602	-
Sr. Veterans Affairs Coordinator	53,545	-
Sr. Veterans Affairs Coordinator	53,545	-
Sr. Veterans Affairs Coordinator	53,782	1,320
Sr. Veterans Affairs Coordinator	52,599	-
Team Leader, Financial Aid	40,877	1,320
Team Leader, Financial Aid	40,877	1,320
Team Leader, Financial Aid	42,211	-
Team Leader, Financial Aid	40,876	1,320
Testing Assistant	34,543	-
Testing Assistant	25,763	-
Testing Assistant	29,403	-
Testing Assistant	37,166	-
Testing Assistant	36,144	-
Testing Assistant	26,141	-
Testing Assistant	27,986	-
Testing Assistant	30,143	-
Testing Assistant	27,216	1,320
Testing Assistant	25,300	-
Testing Assistant II	40,248	-
Testing Assistant II	31,259	-
Testing Assistant II	30,831	-
Testing Clerk I	25,900	1,320
Testing Clerk II	25,900	1,320
Testing Clerk II	25,300	-
V.P. Student Svcs./Enrollment Mgmt.	124,637	2,400
V.P. Student Svcs./Enrollment Mgmt.	133,361	2,400
V.P. Student Svcs./Enrollment Mgmt.	118,450	2,400
V.P. Student Svcs./Enrollment Mgmt.	124,637	2,400
V.P. Student Svcs./Enrollment Mgmt.	122,039	2,400
Veteran Affairs Coordinator	47,333	-
Veteran Affairs Coordinator	42,300	1,320
Veteran Affairs Coordinator	44,275	-
Veteran Affairs Coordinator	42,300	-
Veteran Affairs Coordinator	42,300	-
Veterans Affairs Specialist	26,620	-
Web Content Assistant II	36,654	600
Web/Writer Editor II	50,300	-

Website Content Coordinator I	50,300	600
<b>Total Student Services</b>	<b>27,584,980</b>	<b>242,400</b>
<b>Unrestricted Fund Total</b>	<b>178,667,086</b>	<b>1,868,962</b>
Academic Advisor II	38,284	-
Academic Advisor II	37,071	-
Administrative Assistant	34,850	-
Administrative Assistant	30,735	-
Administrative Assistant II	37,394	1,320
Administrative Assistant II	37,394	-
College Video Film Maker	33,369	-
Coordinator, Instructional Labs	42,813	-
Director	95,904	1,800
Director IV	75,193	2,520
Dn. Stud. Retention & Title III Adm.	82,400	1,800
Enrollment Services Generalist	29,000	-
Faculty Full-Time, Range 1	59,000	-
Grants Program Coordinator	50,300	1,320
Program Services Assistant	26,620	1,320
Program Services Coordinator	42,900	-
Program Services Coordinator	42,900	-
Program Services Coordinator	45,100	-
Program Services Specialist	37,394	-
Program Services Specialist	35,300	-
Program Services Specialist	37,394	-
Program Services Specialist	38,300	1,320
Project Leader	50,900	-
Research Analyst II	52,599	-
Senior Academic Advisor	44,501	-
Senior Administrative Assistant	50,500	-
Senior Career Planning Specialist	35,300	1,320
Senior Executive Assistant	42,300	-
Senior Manager of Grant Projects	60,300	1,320
Senior Manager of Grant Projects	60,300	1,320
Senior Research Analyst	62,795	600
Web Content Assistant II	36,654	-
<b>Institutional Support</b>	<b>1,485,764</b>	<b>15,960</b>
Academic Advisor	33,369	-
Administrative Assistant II	50,843	1,320
Administrative Assistant II	39,100	-
Administrative Assistant II	34,000	-
Career Services Coordinator	50,300	-
Coord., Grants Management & Compliance	55,556	-
Coordinator of Clinical/Health Labs	42,874	1,320
Coordinator, Outreach & Recruitment	45,235	600
Crd. C.E. & Workforce Development	50,500	-
Data Analyst	32,292	-
Department Assistant I	25,300	-
Department Assistant IV	29,000	-
Department Assistant IV	29,000	-
Department Assistant IV	29,600	-
Department Assistant IV	31,030	-
Department Assistant IV	29,000	-
Department Assistant IV	31,030	-
Director II	65,466	600
Director IV	82,370	1,200
Enrollment Services Generalist	29,218	-
Faculty Full-Time, Range 1	58,714	-
Faculty Full-Time, Range 1	54,100	1,320
Faculty, Full-Time, Range 2	57,250	-
Faculty, Full-Time, Range 4	67,850	-
Faculty, Full-Time, Range 4	63,550	-
Grants Program Coordinator	50,300	-
Grants Program Coordinator	50,300	-
Grants Program Coordinator	50,300	-
Instructional Specialist II	37,881	-
Instructional Specialist II	40,400	-
Instructional Specialist II	37,680	-



Instructional Specialist II	34,000	-
Instructional Specialist II	34,000	-
Instructional Specialist III	45,100	-
Instructional Specialist III	41,000	-
Instructional Specialist III	41,000	-
Instructional Specialist III	41,000	-
Instructional Specialist III	41,000	-
Instructional Specialist III	42,300	-
Instructional Specialist III	42,300	-
Instructional Specialist III	42,300	-
Instructional Specialist III	42,900	-
Instructional Specialist III	42,300	-
Instructional Specialist III	42,300	-
Instructional Specialist III	41,000	-
Instructional Specialist III	41,000	-
Program Director, Career & Continuing Ed	53,165	-
Program Director, Career & Continuing Ed	57,650	-
Program Director, Career & Continuing Ed	50,300	-
Program Director, Career & Continuing Ed	50,470	-
Program Services Coordinator	55,565	-
Program Services Coordinator	41,000	-
Program Services Coordinator	42,300	-
Program Services Coordinator	42,300	-
Program Services Coordinator	42,900	-
Program Services Coordinator	42,300	-
Program Services Coordinator	42,544	-
Program Services Coordinator	41,000	-
Program Services Specialist	38,226	-
Program Services Specialist	37,394	-
Project Leader	56,350	-
Project Leader	54,000	-
Senior Academic Advisor	42,844	-
Senior Administrative Assistant	50,300	-
Senior Business Advisor	59,975	600
Senior Business Advisor	61,273	600
Senior Manager of Grant Projects	64,592	-
Senior Program Development Specialist	53,730	-
Senior Web Editor/Writer	54,500	-
Specialist IV	50,500	-
<b>Instruction</b>	<b>3,182,086</b>	<b>7,560</b>
Accountant II	43,933	-
Administrative Assistant II	35,900	-
Administrative Assistant II	34,000	240
Assoc. Regional Dir., S.B.D.C.	91,608	-
Coord., Grants Management & Compliance	53,867	-
Coord., Small Business Mgmt. Counseling	60,473	-
Coord., Small Business Mgmt. Counseling	52,204	-
Coord., Small Business Mgmt. Counseling	50,300	-
Dir., Center for Government Contracting	68,134	-
Dir., Dallas Metropolitan Small Business	74,624	-
Executive Assistant	33,409	-
Executive Assistant	30,499	-
North Texas Sbdc (state Office) Database	54,609	-
Reg.Dir. North Tx Small Bus. Deve. Cntr	106,604	-
Senior Business Advisor	72,366	-
Senior Business Advisor	63,722	-
Small Business Advisor	50,300	-
Small Business Advisor	50,300	-
Small Business Advisor	50,300	-
Small Business Advisor	50,300	-
Small Business Advisor	50,300	-
Small Business Advisor	50,300	-
Small Business Advisor	50,300	-
<b>Public Service</b>	<b>1,278,352</b>	<b>240</b>
Academic Advisor II	36,173	-
Administrative Assistant	42,811	-
College Dir. of School Alliance & Instit	62,639	-
Coordinator, Student Services	68,048	-

Coordinator, Student Services	50,300	-
Department Assistant II	38,400	-
Department Assistant II	30,055	-
Department Assistant IV	31,283	-
Dir., Services to Special Population	73,208	-
Dir., Services to Special Population	65,958	-
Director, Community Programs	55,737	-
Director, Community Programs	54,465	-
Grants Program Coordinator	56,300	-
Instructional Lab Coordinator	38,286	-
Office Support Services Specialist	33,201	-
Program Services Assistant	26,363	-
Program Services Assistant II	34,163	-
Program Services Coordinator	48,448	-
Program Services Coordinator	42,866	-
Program Services Coordinator	44,805	-
Program Services Coordinator	44,393	-
Program Services Coordinator	42,300	-
Program Services Coordinator	54,683	-
Program Services Coordinator	42,923	-
Program Services Coordinator	42,300	-
Program Services Coordinator	42,300	-
Program Services Coordinator	45,170	-
Program Services Coordinator	42,300	-
Program Services Coordinator	41,000	-
Program Services Specialist	48,445	-
Program Services Specialist	38,226	-
Program Services Specialist	39,597	-
Program Services Specialist	37,994	-
Program Services Specialist	34,000	-
Program Services Specialist	38,226	-
Program Services Specialist	37,394	-
<b>Student Services</b>	<b>1,604,760</b>	<b>-</b>
<b>Restricted Fund Total</b>	<b>7,550,962</b>	<b>23,760</b>
Assistant Director	82,027	600
Assistant Director Facilities Maintenanc	53,958	600
Administrative Assistant II	38,355	-
Administrator	67,218	1,200
Administrator	68,333	1,200
Administrator	61,800	1,200
Administrator	61,800	1,200
Administrator	61,800	1,200
Administrator	69,582	1,200
Assistant Coach	46,400	-
Assistant to Vice President II	66,200	1,320
Associate Dean, Student Support Services	53,730	-
Associate Director	67,980	2,520
College Athletic Program Coordinator	50,500	-
College Director, Athletic Program	61,561	-
College Nurse II	80,464	-
College Nurse II	59,000	-
Department Assistant III	26,497	-
Department Assistant IV	30,452	-
Department Assistant IV	31,790	-
Department Assistant IV	30,300	-
Department Assistant IV	31,800	-
Dir., Services to Special Population	53,730	-
Head Athletic Coach	39,197	-
Head Athletic Coach	34,000	-
Head Athletic Coach	34,000	-
Head Athletic Coach	35,300	-
Head Athletic Coach	35,300	-
Multimedia Graphics Designer	42,300	-
Multimedia Graphics Designer	42,924	-
Office Support Services Specialist	34,171	-
Professional Counselor	77,000	-
Program Director, Career & Continuing Ed	55,311	-
Program Services Assistant II	35,614	-

Program Services Coordinator	43,125	-
Program Services Coordinator	42,895	-
Program Services Coordinator	43,225	-
Program Services Specialist	37,994	1,320
Senior Head Athletic Coach	42,904	-
Senior Head Athletic Coach	42,904	-
Senior Head Athletic Coach	42,857	-
Senior Head Athletic Coach	41,412	-
Senior Head Athletic Coach	41,412	-
Senior Head Athletic Coach	42,904	-
Senior Head Athletic Coach	42,857	-
Senior Head Athletic Coach	42,857	-
Senior Head Athletic Coach	42,903	-
Senior Head Athletic Coach	42,904	-
Specialist III	50,673	-
Specialist V	59,927	-
Sr. Manager	60,602	600
Sr. Manager	65,065	-
Sr. Manager	60,500	-
Sr. Manager	60,375	600
Sr. Manager	60,300	600
Sr. Specialist, Student Publications	37,394	-
Student Life Office Coordinator	45,982	-
Student Programs Development Crd.	40,101	-
Student Programs Development Crd.	38,226	-
Student Programs Development Crd.	38,234	-
Student Programs Development Crd.	35,800	-
Student Programs Development Crd.	35,300	-
Student Programs Development Crd.	34,000	-
<b>Auxiliary Fund Total</b>	<b>3,036,026</b>	<b>15,360</b>
<b>GRAND TOTAL</b>	<b>189,254,074</b>	<b>1,908,082</b>