



***BUDGET***  
***FISCAL YEAR***  
***2016-2017***

# PANOLA COLLEGE

## TABLE OF CONTENTS 2016-2017 BUDGET

BUDGET & BUDGET COMPARISON (ALL FUNDS)	1
CURRENT UNRESTRICTED FUNDS REVENUES AND EXPENDITURES	
Budget & Budget Comparison	2
Graph - Revenue by Major Function	3
Graph - Expenditures by Major Function	4
Graph - Expenditures by Major Object	5
Expenditure Functional Budget	6-8
Expenditure Object Budget	9-12
AUXILIARY FUND	
Budget & Budget Comparison	13
Expenditure Object Budget	14
CURRENT RESTRICTED FUND BUDGET	15-16
UNEXPENDED PLANT FUND BUDGET	17
CONSTRUCTION FUND BUDGET	18

PANOLA COLLEGE  
 BUDGET AND BUDGET COMPARISON  
 ALL FUNDS COMBINED  
 2016-17 AND 2015-16

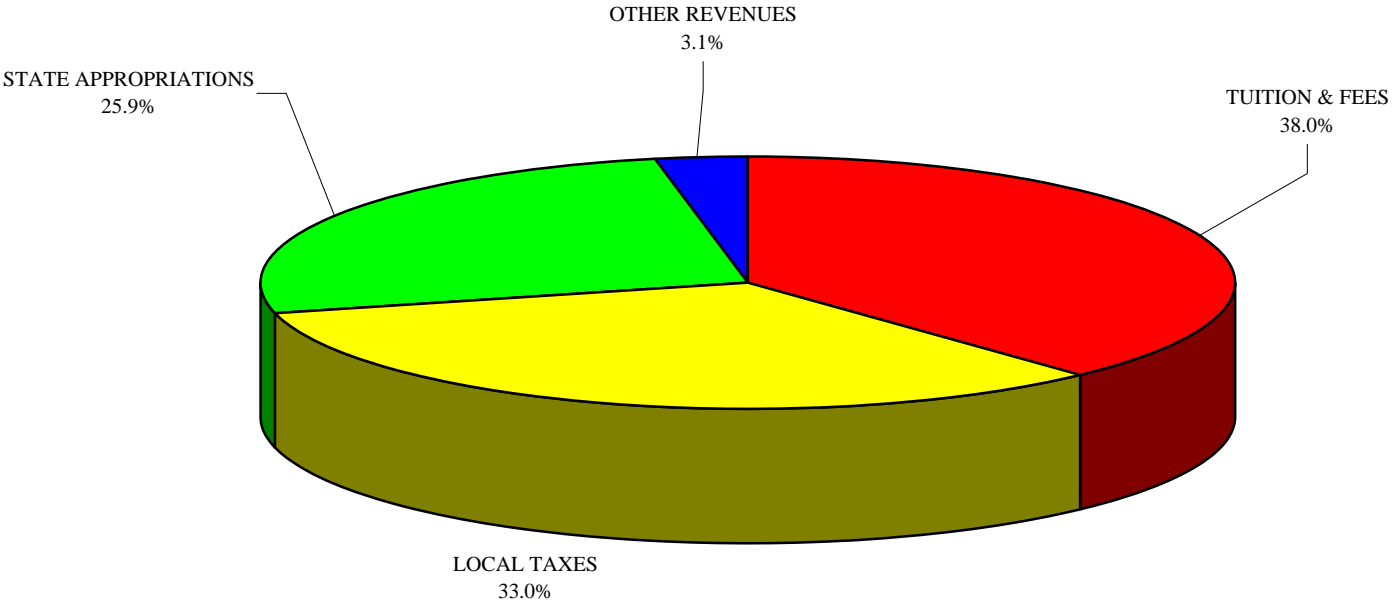
	<u>2016-17 BUDGET</u>	<u>2015-16 BUDGET</u>
<b>REVENUES AND OTHER SOURCES</b>		
TUITION AND FEES	\$ 6,801,949	\$ 6,398,380
LOCAL TAXES	5,900,000	6,500,000
STATE APPROPRIATIONS	4,634,704	4,634,704
STATE GRANTS	312,758	274,302
FEDERAL GRANTS	5,614,193	5,667,773
INTEREST / OTHER INCOME	578,000	504,000
AUXILIARY INCOME	2,880,851	2,709,966
(ACCUMULATION) USE OF CASH RESERVES	<u>(505,000)</u>	<u>-</u>
<b>TOTAL REVENUES</b>	<u>\$ 26,217,455</u>	<u>\$ 26,689,125</u>
<b>EXPENDITURES</b>		
UNRESTRICTED FUND EXPENDITURES	\$ 16,208,610	\$ 16,413,847
AUXILIARY FUND EXPENDITURES	3,335,894	3,172,003
RESTRICTED FUND EXPENDITURES	6,672,951	6,598,275
CAPITAL IMPROVEMENTS FUND EXPENDITURES	<u>-</u>	<u>505,000</u>
<b>TOTAL EXPENDITURES</b>	<u>\$ 26,217,455</u>	<u>\$ 26,689,125</u>
<b>OTHER SOURCES AND USES</b>		
TRANSFERS IN:		
UNRESTRICTED FUND	\$ 1,179,043	\$ 1,210,186
UNEXPENDED PLANT FUND	500,000	500,000
TRANSFERS OUT:		
UNRESTRICTED FUND	(1,179,043)	(1,210,186)
UNEXPENDED PLANT FUND	<u>(500,000)</u>	<u>(500,000)</u>
<b>TOTAL OTHER SOURCES AND USES</b>	<u>\$ -</u>	<u>\$ -</u>

PANOLA COLLEGE  
 CURRENT UNRESTRICTED FUND REVENUES AND EXPENDITURES  
 2016-17 BUDGET & 2015-16 BUDGET COMPARISON

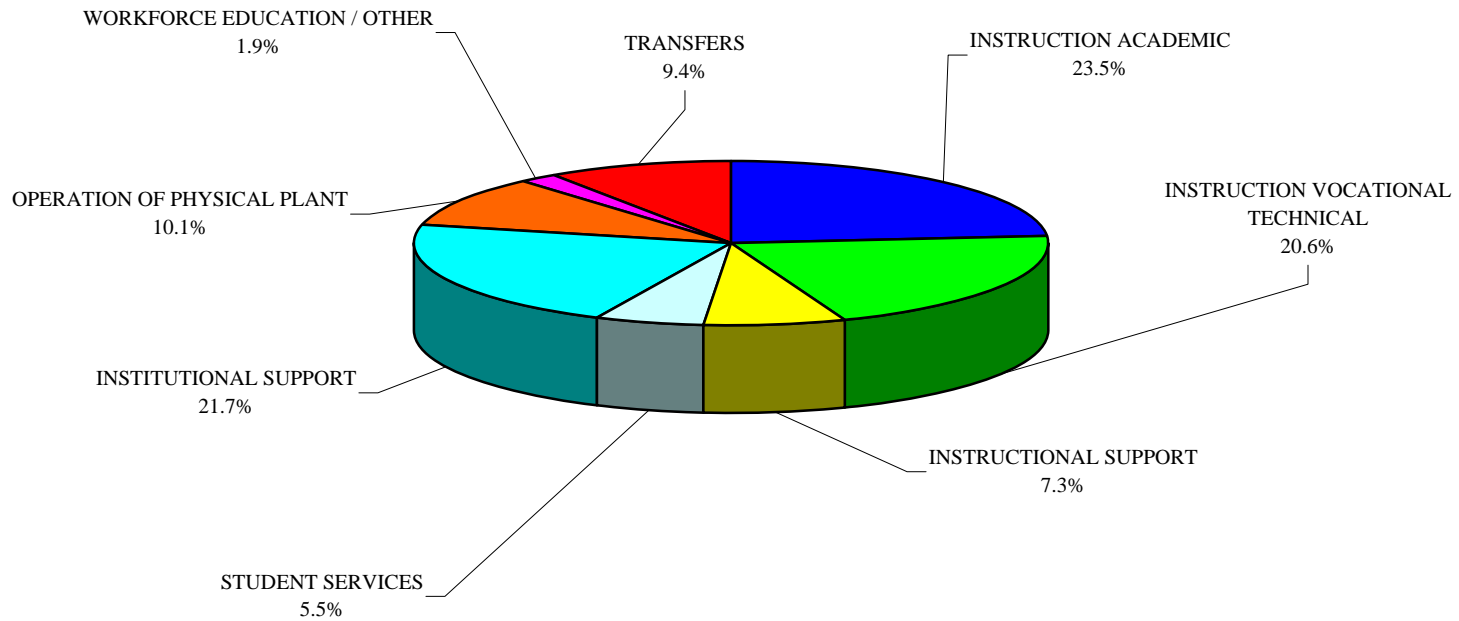
REVENUE SOURCE	CARTHAGE CAMPUS	MARSHALL CENTER	SHELBY CENTER	2016-17 BUDGET	2015-16 BUDGET
TUITION AND FEES	\$ 5,985,715	\$ 204,058	\$ 612,175	\$ 6,801,949	\$ 6,398,380
LOCAL TAXES	5,900,000			5,900,000	6,500,000
STATE APPROPRIATIONS (ALLOCATED)	4,078,540	139,041	417,123	4,634,704	4,634,704
INTEREST INCOME	50,000			50,000	50,000
TRANSFER FROM UNEXPENDED RESERVES	0			0	0
OTHER REVENUES	465,930	5,010	30,060	501,000	427,000
<b>TOTAL REVENUES</b>	<b>\$ 16,480,185</b>	<b>\$ 348,110</b>	<b>\$ 1,059,359</b>	<b>\$ 17,887,653</b>	<b>\$ 18,010,084</b>
<b>EXPENDITURES</b>					
INSTRUCTION ACADEMIC	\$ 3,550,951	\$ 299,167	\$ 350,773	\$ 4,200,891	\$ 4,237,747
INSTRUCTION VOCATIONAL TECHNICAL	2,979,354	12,108	691,838	3,683,300	3,932,990
INSTRUCTIONAL SUPPORT	1,309,952	-	-	1,309,952	1,158,613
STUDENT SERVICES	987,079	-	-	987,079	1,072,868
INSTITUTIONAL SUPPORT	3,890,214	-	-	3,890,214	3,890,981
OPERATION OF PHYSICAL PLANT	1,739,725	8,600	51,300	1,799,625	1,761,484
WORKFORCE EDUCATION / OTHER	335,549	-	2,000	337,549	359,164
TRANSFERS TO OTHER FUNDS	1,679,043			1,679,043	1,596,237
<b>TOTAL EXPENDITURES</b>	<b>\$ 16,471,867</b>	<b>\$ 319,875</b>	<b>\$ 1,095,911</b>	<b>\$ 17,887,653</b>	<b>\$ 18,010,084</b>

# Current Unrestricted Funds

## Revenues By Major Function

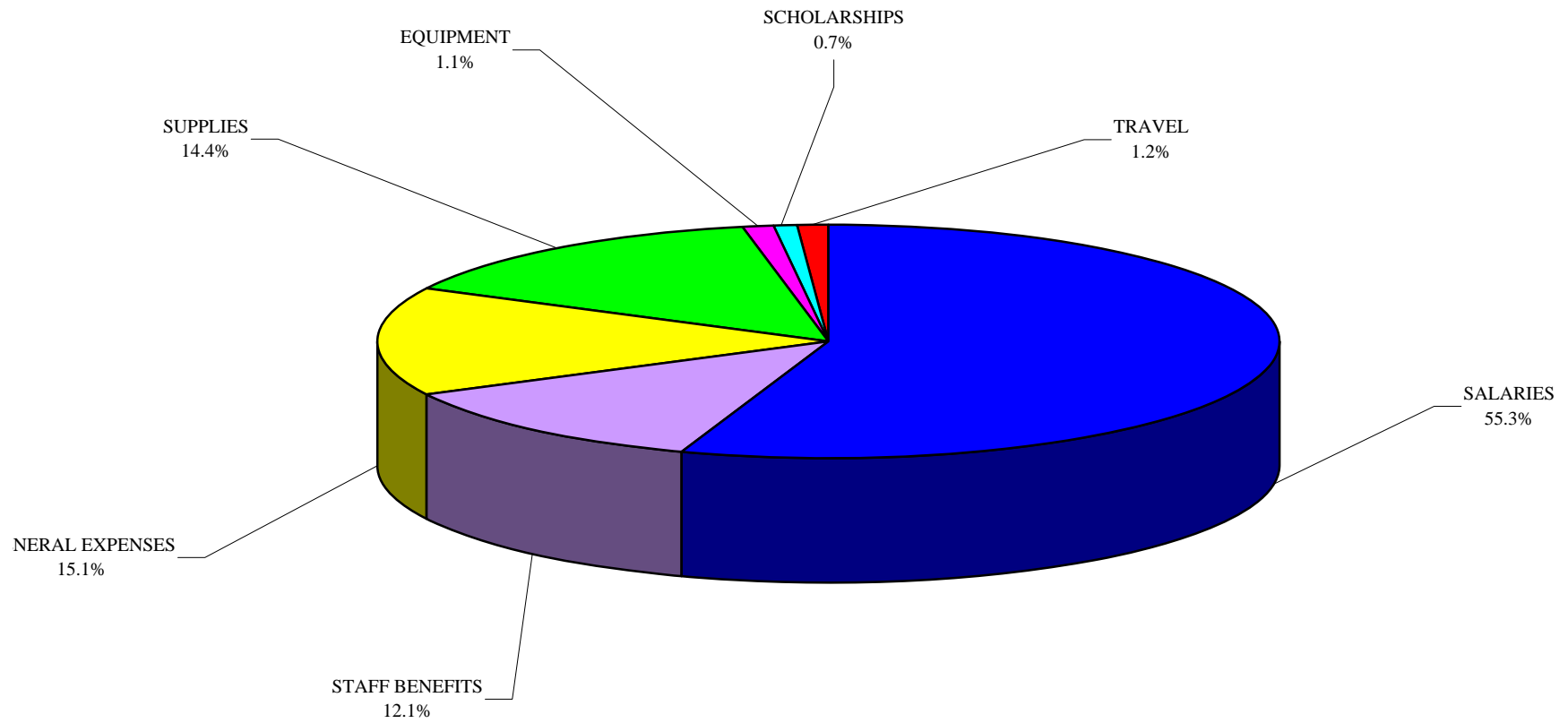


# Current Unrestricted Fund Expenditures By Function



# Current Unrestricted Fund

## Expenditures By Major Object



PANOLA COLLEGE  
 CURRENT UNRESTRICTED FUND EXPENDITURES  
 EXPENDITURE FUNCTIONAL BUDGET  
 2016-17

EXPENDITURES	CARTHAGE CAMPUS	MARSHALL CENTER	SHELBY CENTER	TOTAL 2016-17
ACADEMIC INSTRUCTION:				
INSTRUCTIONAL ADMINISTRATION	\$ 408,048	\$ 100,200	\$ 213,937	\$ 722,185
BIOLOGY	557,535	2,700	32,100	592,335
PHYSICS / CHEMISTRY	93,733			93,733
PHYSICAL EDUCATION	307,547	23,069		330,616
WELLNESS CENTER	23,903			23,903
VOCAL MUSIC	130,822			130,822
INSTRUMENTAL MUSIC	138,929			138,929
SPEECH	112,157	8,100	1,800	122,057
DRAMA	149,209			149,209
ART	98,194	7,219		105,413
SPANISH	81,561			81,561
ENGLISH	300,349	22,672	21,273	344,294
EDUCATION	30,929			30,929
JOURNALISM	77,996			77,996
MATHEMATICS	206,976	5,236		212,212
POLITICAL SCIENCE	108,231			108,231
HISTORY	117,312	4,050	13,178	134,540
SOCIOLOGY	89,498	4,050		93,548
BUSINESS	75,308			75,308
PSYCHOLOGY	107,570	9,140	5,715	122,425
DEVELOPMENTAL SKILLS	335,144	26,481	19,160	380,785
ACADEMIC RELATED	-	86,250	43,610	129,860
TOTAL ACADEMIC INSTRUCTION	3,550,951	299,167	350,773	4,200,891
OTHER INSTRUCTION				
WORKFORCE EDUCATION	335,549	-	2,000	337,549
TOTAL OTHER INSTRUCTION	335,549	-	2,000	337,549



PANOLA COLLEGE  
CURRENT UNRESTRICTED FUND EXPENDITURES  
EXPENDITURE FUNCTIONAL BUDGET  
2016-17

EXPENDITURES	CARTHAGE CAMPUS	MARSHALL CENTER	SHELBY CENTER	TOTAL 2016-17
<b>VOCATIONAL TECHNICAL INSTRUCTION</b>				
AGRICULTURE	8,800			8,800
OFFICE SYSTEMS TECHNOLOGY	102,382			102,382
COMPUTER INFORMATION SYSTEMS	209,444		1,800	211,244
WELDING	123,301		142,173	265,474
COSMETOLOGY	147,488		85,782	233,270
MEDICAL LABORATORY TECHNICIAN	114,555			114,555
MEDICAL ASSISTANT	83,790			83,790
OCCUPATIONAL THERAPY ASSISTING	333,347			333,347
HEALTH INFORMATION TECHNOLOGY	154,161	5,670		159,831
ASSOCIATE DEGREE NURSING	1,050,228			1,050,228
VOCATIONAL NURSING (Allocated)	236,577		236,577	473,154
CERTIFIED NURSE AID	89,912	6,438	3,318	99,668
EMERGENCY MEDICAL TECHNICIAN	103,181			103,181
INDUSTRIAL TECHNOLOGY (Allocated)	222,188		222,188	444,376
<b>TOTAL VOCATIONAL TECHNICAL INSTRUCTION</b>	<b>2,979,354</b>	<b>12,108</b>	<b>691,838</b>	<b>3,683,300</b>
<b>INSTRUCTIONAL SUPPORT</b>				
LIBRARY	464,520			464,520
DISTANCE LEARNING	436,222			436,222
COMPUTER SERVICES	409,210			409,210
<b>TOTAL INSTRUCTIONAL SUPPORT</b>	<b>1,309,952</b>	<b>-</b>	<b>-</b>	<b>1,309,952</b>
<b>INSTITUTIONAL SUPPORT</b>				
GOVERNING BOARD OF TRUSTEES	79,850			79,850
PRESIDENT'S OFFICE	327,707			327,707
BUSINESS & FISCAL MANAGEMENT	589,686			589,686
COLLEGE RELATIONS / SERVICES	237,057			237,057
GRANTS	38,283			38,283
GENERAL INSTITUTIONAL	2,001,857			2,001,857
CAMPUS SECURITY	322,759			322,759
STAFF BENEFITS	197,480			197,480
INSTITUTIONAL RESEARCH	85,035			85,035
INSTITUTIONAL EFFECTIVENESS / SACS	10,500			10,500
<b>TOTAL INSTITUTIONAL SUPPORT</b>	<b>3,890,214</b>	<b>-</b>	<b>-</b>	<b>3,890,214</b>

PANOLA COLLEGE  
 CURRENT UNRESTRICTED FUND EXPENDITURES  
 EXPENDITURE FUNCTIONAL BUDGET  
 2016-17

EXPENDITURES	CARTHAGE CAMPUS	MARSHALL CENTER	SHELBY CENTER	TOTAL 2016-17
<b>STUDENT SERVICES</b>				
STUDENT SERVICES ADMINISTRATION	248,286			248,286
ADMISSIONS & REGISTRAR	217,394			217,394
STUDENT ACTIVITIES	50,952			50,952
STUDENT SENATE	5,530			5,530
FINANCIAL AID	180,865			180,865
GUIDANCE & COUNSELING	161,623			161,623
TESTING	122,029			122,029
HONORS PROGRAM	400			400
<b>TOTAL STUDENT SERVICES</b>	<b>987,079</b>	-	-	<b>987,079</b>
<b>PHYSICAL PLANT</b>				
GENERAL SERVICES	1,208,725			1,208,725
UTILITIES	531,000	8,600	51,300	590,900
<b>TOTAL PHYSICAL PLANT</b>	<b>1,739,725</b>	<b>8,600</b>	<b>51,300</b>	<b>1,799,625</b>
<b>TOTAL EXPENDITURES BEFORE TRANSFERS AND OTHER USES</b>	<b>14,792,824</b>	<b>319,875</b>	<b>1,095,911</b>	<b>16,208,610</b>
<b>TRANSFERS</b>				
TRANSFER TO AUXILIARY	438,043			438,043
TRANSFER TO UNEXPENDED PLANT FUND	500,000			500,000
TRANSFER TO GENERAL SCHOLARSHIPS	741,000			741,000
<b>TOTAL TRANSFERS</b>	<b>1,679,043</b>	-	-	<b>1,679,043</b>
<b>TOTAL EXPENDITURES AND TRANSFERS</b>	<b>\$ 16,471,867</b>	<b>\$ 319,875</b>	<b>\$ 1,095,911</b>	<b>\$ 17,887,653</b>

PANOLA COLLEGE  
 CURRENT UNRESTRICTED FUND EXPENDITURES  
 EXPENDITURES OBJECT BUDGET  
 2016-17

FUNCTION	STAFF SALARIES	GENERAL BENEFITS	GENERAL EXPENSES	SUPPLIES	EQUIPMENT	SCHOLAR- SHIPS	TRAVEL	TOTAL WITHOUT SALARIES	TOTAL BUDGET 2016-17
CARTHAGE CAMPUS									
ACADEMIC INSTRUCTION:									
ACADEMIC ADMINISTRATION	\$ 298,389	\$ 50,269	\$ 32,210	\$ 18,500	\$ -	\$ -	\$ 8,680	\$ 109,659	\$ 408,048
BIOLOGY	473,384	85,901	6,850	23,700	-	-	2,500	118,951	592,335
PHYSICS / CHEMISTRY	75,241	12,580	862	4,450	-	-	600	18,492	93,733
PHYSICAL EDUCATION	273,519	43,297	300	3,500	10,000	-	-	57,097	330,616
WELLNESS CENTER	15,500	1,028	75	7,300	-	-	-	8,403	23,903
VOCAL MUSIC	77,647	16,442	875	10,258	-	19,500	6,100	53,175	130,822
INSTRUMENTAL MUSIC	68,376	8,053	500	9,000	-	47,000	6,000	70,553	138,929
SPEECH	104,118	15,954	735	500	-	-	750	17,939	122,057
DRAMA	63,789	13,355	3,450	13,765	-	42,600	12,250	85,420	149,209
ART	86,172	15,041	850	1,375	-	1,500	475	19,241	105,413
SPANISH	67,622	13,034	305	300	-	-	300	13,939	81,561
ENGLISH	291,553	49,711	1,430	800	-	-	800	52,741	344,294
EDUCATION	24,780	2,954	1,595	900	-	-	700	6,149	30,929
JOURNALISM	60,580	12,206	360	1,850	-	1,600	1,400	17,416	77,996
MATHEMATICS	177,173	30,989	1,750	1,550	-	-	750	35,039	212,212
POLITICAL SCIENCE	92,254	14,542	1,035	200	-	-	200	15,977	108,231
HISTORY	114,170	17,380	640	1,200	-	-	1,150	20,370	134,540
SOCIOLOGY	74,032	16,006	160	200	-	-	3,150	19,516	93,548
BUSINESS	61,708	12,830	275	295	-	-	200	13,600	75,308
PSYCHOLOGY	103,203	18,282	540	200	-	-	200	19,222	122,425
DEVELOPMENTAL SKILLS	310,446	58,172	2,245	4,522	-	-	5,400	70,339	380,785
<b>TOTAL ACADEMIC INSTRUCTION</b>	<b>2,913,656</b>	<b>508,026</b>	<b>57,042</b>	<b>104,365</b>	<b>10,000</b>	<b>112,200</b>	<b>51,605</b>	<b>843,238</b>	<b>3,756,894</b>

PANOLA COLLEGE  
CURRENT UNRESTRICTED FUND EXPENDITURES  
EXPENDITURES OBJECT BUDGET  
2016-17

FUNCTION	STAFF SALARIES	GENERAL BENEFITS	GENERAL EXPENSES	SUPPLIES	EQUIPMENT	SCHOLAR- SHIPS	TRAVEL	TOTAL WITHOUT SALARIES	TOTAL BUDGET 2016-17
CARTHAGE CAMPUS									
VOCATIONAL INSTRUCTION									
AGRICULTURE	\$ -	\$ -	\$ 2,000	\$ 5,800	\$ -	\$ -	\$ 1,000	\$ 8,800	\$ 8,800
OFFICE SYSTEMS TECHNOLOGY	82,890	16,124	735	2,433	-	-	200	19,492	102,382
COMPUTER INFORMATION SYSTEMS	175,574	30,900	395	2,675	-	-	1,700	35,670	211,244
WELDING	67,625	10,396	2,280	33,000	9,000	500	500	55,676	123,301
COSMETOLOGY	108,933	22,195	1,460	12,500	1,000	-	1,400	38,555	147,488
MEDICAL LABORATORY TECHNICIAN	89,124	14,131	3,800	4,000	-	-	3,500	25,431	114,555
MEDICAL ASSISTANT	67,334	11,506	1,150	2,000	-	-	1,800	16,456	83,790
OCCUPATIONAL THERAPY ASSISTING	269,631	41,211	5,710	15,795	-	-	1,000	63,716	333,347
HEALTH INFORMATION TECHNOLOGY	125,480	23,476	1,875	7,200	-	-	1,800	34,351	159,831
ASSOCIATE DEGREE NURSING	804,165	147,351	13,912	71,800	-	-	13,000	246,063	1,050,228
VOCATIONAL NURSING (Allocated)	170,699	37,497	1,046	23,335	-	-	4,000	65,878	236,577
CERTIFIED NURSE AID	72,984	12,234	-	11,000	2,000	-	1,450	26,684	99,668
EMERGENCY MEDICAL TECHNICIAN	78,153	14,213	6,015	3,000	-	-	1,800	25,028	103,181
INDUSTRIAL TECHNOLOGY (Allocated)	175,394	36,194	2,600	4,500	-	-	3,500	46,794	222,188
<b>TOTAL VOCATIONAL TECHNICAL INSTRUCTION</b>	<b>2,287,986</b>	<b>417,428</b>	<b>42,978</b>	<b>199,038</b>	<b>12,000</b>	<b>500</b>	<b>36,650</b>	<b>708,594</b>	<b>2,996,580</b>
INSTRUCTIONAL SUPPORT									
LIBRARY	285,801	65,363	8,790	64,581	37,085	-	2,900	178,719	464,520
DISTANCE LEARNING	282,702	59,370	3,850	78,500	-	-	11,800	153,520	436,222
COMPUTER SERVICES	303,781	68,024	350	26,855	5,000	-	5,200	105,429	409,210
<b>TOTAL INSTRUCTIONAL SUPPORT</b>	<b>872,284</b>	<b>192,757</b>	<b>12,990</b>	<b>169,936</b>	<b>42,085</b>	<b>-</b>	<b>19,900</b>	<b>437,668</b>	<b>1,309,952</b>
OTHER INSTRUCTIONAL									
WORKFORCE EDUCATION	247,073	30,476	20,700	31,800	-	-	5,500	88,476	335,549
<b>TOTAL OTHER INSTRUCTIONAL</b>	<b>247,073</b>	<b>30,476</b>	<b>20,700</b>	<b>31,800</b>	<b>-</b>	<b>-</b>	<b>5,500</b>	<b>88,476</b>	<b>335,549</b>

PANOLA COLLEGE  
CURRENT UNRESTRICTED FUND EXPENDITURES  
EXPENDITURES OBJECT BUDGET  
2016-17

FUNCTION	STAFF SALARIES	GENERAL BENEFITS	GENERAL EXPENSES	SUPPLIES	EQUIPMENT	SCHOLAR-SHIPS	TRAVEL	TOTAL WITHOUT SALARIES	TOTAL BUDGET 2016-17
CARTHAGE CAMPUS									
INSTITUTIONAL SUPPORT									
GOVERNING BOARD OF TRUSTEES	-	63,000	9,650	4,700	-	-	2,500	79,850	79,850
PRESIDENT'S OFFICE	260,315	53,437	2,195	1,600	-	-	10,160	67,392	327,707
BUSINESS & FISCAL MANAGEMENT	458,061	93,134	14,991	16,300	-	-	7,200	131,625	589,686
COLLEGE RELATIONS / SERVICES	106,163	21,651	101,772	4,116	-	-	3,355	130,894	237,057
GRANTS	30,223	5,385	975	600	-	-	1,100	8,060	38,283
GENERAL INSTITUTIONAL	55,682	13,773	508,535	1,413,867	-	10,000	-	1,946,175	2,001,857
CAMPUS SECURITY	217,228	72,846	825	27,500	2,160	-	2,200	105,531	322,759
STAFF BENEFITS	-	197,480	-	-	-	-	-	197,480	197,480
INSTITUTIONAL RESEARCH	55,000	10,135	-	16,200	700	-	3,000	30,035	85,035
INSTITUTIONAL EFFECTIVENESS / SACS	-	-	1,200	300	-	-	9,000	10,500	10,500
<b>TOTAL INSTITUTIONAL SUPPORT</b>	<b>1,182,672</b>	<b>530,841</b>	<b>640,143</b>	<b>1,485,183</b>	<b>2,860</b>	<b>10,000</b>	<b>38,515</b>	<b>2,707,542</b>	<b>3,890,214</b>
STUDENT SERVICES									
STUDENT SERVICES ADMINISTRATION	166,132	34,054	33,500	6,600	-	-	8,000	82,154	248,286
ADMISSIONS & REGISTRAR	161,041	37,408	11,100	4,950	-	-	2,895	56,353	217,394
STUDENT ACTIVITIES	32,540	7,137	8,825	2,450	-	-	-	18,412	50,952
STUDENT SENATE	-	-	830	1,000	-	-	3,700	5,530	5,530
FINANCIAL AID	113,902	27,188	3,600	29,600	-	-	6,575	66,963	180,865
GUIDANCE & COUNSELING	126,758	31,755	1,000	410	-	-	1,700	34,865	161,623
TESTING	78,441	16,488	2,550	23,550	-	-	1,000	43,588	122,029
HONORS PROGRAM	-	-	400	-	-	-	-	400	400
<b>TOTAL STUDENT SERVICES</b>	<b>678,814</b>	<b>154,030</b>	<b>61,805</b>	<b>68,560</b>	<b>-</b>	<b>-</b>	<b>23,870</b>	<b>308,265</b>	<b>987,079</b>

PANOLA COLLEGE  
CURRENT UNRESTRICTED FUND EXPENDITURES  
EXPENDITURES OBJECT BUDGET  
2016-17

FUNCTION	SALARIES	STAFF BENEFITS	GENERAL EXPENSES	SUPPLIES	EQUIPMENT	SCHOLAR- SHIPS	TRAVEL	TOTAL WITHOUT SALARIES	TOTAL BUDGET 2016-17
CARTHAGE CAMPUS									
PHYSICAL PLANT									
GENERAL SERVICES	697,044	97,396	785	283,000	115,000	-	15,500	511,681	1,208,725
UTILITIES	-	-	590,900	-	-	-	-	590,900	590,900
TOTAL PHYSICAL PLANT	697,044	97,396	591,685	283,000	115,000	-	15,500	1,102,581	1,799,625
TRANSFERS									
TRANSFER TO AUXILIARY			438,043					438,043	438,043
TRANSFER TO GENERAL SCHOLARSHIPS			741,000					741,000	741,000
TOTAL TRANSFERS	-	-	1,179,043	-	-	-	-	1,179,043	1,179,043
TOTAL CARTHAGE CAMPUS	8,879,529	1,930,954	2,606,386	2,341,882	181,945	122,700	191,540	7,375,407	16,254,936
MARSHALL CENTER									
MARSHALL MALL CENTER WORKFORCE EDUCATION	89,772	21,428	6,900	66,350	-	600	1,400	96,678	186,450
TOTAL MARSHALL CENTER	89,772	21,428	6,900	66,350	-	600	1,400	96,678	186,450
SHELBY CENTER									
SHELBY COLLEGE CENTER	178,283	44,654	10,820	20,290	-	500	3,000	79,264	257,547
VOCATIONAL NURSING (Allocated)	170,699	37,497	1,046	23,335	-	-	4,000	65,878	236,577
WELDING	72,859	13,934	1,680	41,700	11,000	500	500	69,314	142,173
COSMETOLOGY	57,216	14,106	1,060	11,000	1,000	-	1,400	28,566	85,782
INDUSTRIAL TECHNOLOGY (Allocated)	175,394	36,194	2,600	4,500	-	-	3,500	46,794	222,188
WORKFORCE EDUCATION	-	-	2,000	-	-	-	-	2,000	2,000
TOTAL SHELBY CENTER	654,451	146,385	19,206	100,825	12,000	1,000	12,400	291,816	946,267
GRAND TOTAL ALL ALLOCATIONS	\$ 9,623,752	\$ 2,098,767	\$ 2,632,492	\$ 2,509,057	\$ 193,945	\$ 124,300	\$ 205,340	\$ 7,763,901	\$ 17,387,653

PANOLA COLLEGE  
AUXILIARY FUNDS  
2016-17 & 2015-16 BUDGET COMPARISON

<u>REVENUE SOURCE</u>	<u>2016-17 BUDGET</u>	<u>2015-16 BUDGET</u>
COLLEGE STORE SALES	\$ 1,657,851	\$ 1,549,966
FOOD SERVICE	667,000	630,000
HOUSING	556,000	530,000
INTEREST INCOME	2,000	2,000
MISCELLANEOUS	15,000	15,000
TRANSFERS IN FROM UNRESTRICTED	438,043	445,037
TOTAL REVENUE	<u>\$ 3,335,894</u>	<u>\$ 3,172,003</u>
<u>EXPENDITURES</u>		
COLLEGE STORE	\$ 1,569,726	\$ 1,467,042
FOOD SERVICE	699,885	679,500
ATHLETICS	999,289	947,050
HOUSING	66,994	78,411
TOTAL EXPENDITURES	<u>\$ 3,335,894</u>	<u>\$ 3,172,003</u>

PANOLA COLLEGE  
AUXILIARY FUND  
EXPENDITURES OBJECT BUDGET  
2016-17

FUNCTION	SALARIES	STAFF BENEFITS	GENERAL EXPENSES	SUPPLIES	EQUIPMENT	SCHOLAR- SHIPS	TRAVEL	TOTAL WITHOUT SALARIES	TOTAL BUDGET 2016-17
ATHLETICS									
MEN'S BASKETBALL	\$ 42,453	\$ 16,169	\$ 29,150	\$ 19,500	\$ -	\$ 72,000	\$ 8,400	\$ 145,219	\$ 187,672
MEN'S BASEBALL	43,932	23,405	39,550	35,800	-	103,000	5,400	207,155	251,087
WOMEN'S BASKETBALL	43,332	18,645	28,560	19,900	-	64,500	8,400	140,005	183,337
ATHLETIC DIRECTOR	26,600	2,205	25,600	8,050	-	-	-	35,855	62,455
RODEO TEAM	46,824	17,009	19,760	20,220	-	43,000	3,000	102,989	149,813
VOLLEYBALL	42,693	16,224	23,258	13,950	-	62,000	6,800	122,232	164,925
TOTAL ATHLETICS	245,834	93,657	165,878	117,420	-	344,500	32,000	753,455	999,289
COLLEGE STORE	61,826	17,775	3,525	1,484,350	-	-	2,250	1,507,900	1,569,726
FOOD SERVICE	-	-	-	699,885	-	-	-	699,885	699,885
RESIDENCE LIFE	8,400	1,344	16,250	41,000	-	-	-	58,594	66,994
TOTAL AUXILIARY FUNDS	\$ 316,060	\$ 112,776	\$ 185,653	\$ 2,342,655	\$ -	\$ 344,500	\$ 34,250	\$ 3,019,834	\$ 3,335,894



PANOLA COLLEGE  
CURRENT RESTRICTED FUND REVENUES  
2016-17 BUDGET

	TOTAL 2016-17
LOCAL SOURCES	
TRANSFERS IN FROM UNRESTRICTED FUND	\$ 741,000
INTEREST / ROYALTY INCOME	5,000
	746,000
TOTAL LOCAL SOURCES	
STATE SOURCES	
TEXAS EDUCATION OPPORTUNITY GRANT	209,000
THECB PERKINS LEADERSHIP GRANT	1,800
TEXAS WORK STUDY	15,134
ADULT BASIC EDUCATION GRANTS	86,824
	312,758
TOTAL STATE SOURCES	
FEDERAL SOURCES	
PELL AWARDS	5,150,000
SEOG AWARDS	32,126
CWS AWARDS	37,684
CARL PERKINS GRANT	260,044
ADULT BASIC EDUCATION GRANTS	134,339
	5,614,193
TOTAL FEDERAL SOURCES	
TOTAL CURRENT RESTRICTED FUND REVENUES	\$ 6,672,951

PANOLA COLLEGE  
 CURRENT RESTRICTED FUND EXPENDITURES  
 2016-17 BUDGET

	<u>TOTAL 2016-17</u>
LOCAL SOURCES	
TUITION & FEES SCHOLARSHIPS	<u>\$ 746,000</u>
TOTAL LOCAL SOURCES	<u>746,000</u>
STATE SOURCES	
TEXAS EDUCATION OPPORTUNITY GRANT	209,000
THECB PERKINS LEADERSHIP GRANT	1,800
TEXAS WORK STUDY	15,134
ADULT BASIC EDUCATION GRANTS	<u>86,824</u>
TOTAL STATE SOURCES	<u>312,758</u>
FEDERAL SOURCES	
PELL AWARDS	5,150,000
SEOG AWARDS	32,126
CWS AWARDS	37,684
CARL PERKINS GRANT	260,044
ADULT BASIC EDUCATION GRANTS	<u>134,339</u>
TOTAL FEDERAL SOURCES	<u>5,614,193</u>
TOTAL CURRENT RESTRICTED FUND REVENUES	<u><u>\$ 6,672,951</u></u>

PANOLA COLLEGE  
UNEXPENDED PLANT FUND  
2016-17 BUDGET

	<u>TOTAL 2016-17</u>
<u>REVENUES</u>	
INTEREST EARNINGS	\$ 5,000
TRANSFERS IN FROM UNRESTRICTED	<u>500,000</u>
TOTAL REVENUES	<u>505,000</u>
<u>EXPENDITURES</u>	
TOTAL EXPENDITURES	<u>                    </u>
<u>OTHER USES</u>	
TOTAL OTHER USES	<u>-</u>
ACCUMULATION (USE) OF CASH RESERVES	<u>\$ 505,000</u>

PANOLA COLLEGE  
CAPITAL IMPROVEMENTS FUND  
2016-17 BUDGET

	<u>TOTAL 2016-17</u>
<u>REVENUES</u>	
TRANSFERS FROM UNEXPENDED PLANT FUND	\$ -
INTEREST INCOME	-
	<hr/>
TOTAL REVENUES	-
	<hr/>
<u>EXPENDITURES</u>	
CAPITAL IMPROVEMENT PROJECTS	-
	<hr/>
TOTAL EXPENDITURES	-
	<hr/>
ACCUMULATION OF CASH RESERVES	\$ -
	<hr/> <hr/>