



***BUDGET
FISCAL YEAR
2017-2018***

PANOLA COLLEGE

TABLE OF CONTENTS 2017-2018 BUDGET

BUDGET & BUDGET COMPARISON (ALL FUNDS)	1
CURRENT UNRESTRICTED FUNDS REVENUES AND EXPENDITURES	
Budget & Budget Comparison	2
Graph - Revenue by Major Function	3
Graph - Expenditures by Function	4
Graph - Expenditures by Object	5
Expenditure Functional Budget	6-8
Expenditure Object Budget	9-12
AUXILIARY FUND	
Budget & Budget Comparison	13
Expenditure Object Budget	14
CURRENT RESTRICTED FUND BUDGET	15
CAPITAL IMPROVEMENTS FUND BUDGET	16

PANOLA COLLEGE
 BUDGET AND BUDGET COMPARISON
 ALL FUNDS COMBINED
 2017-18 AND 2016-17

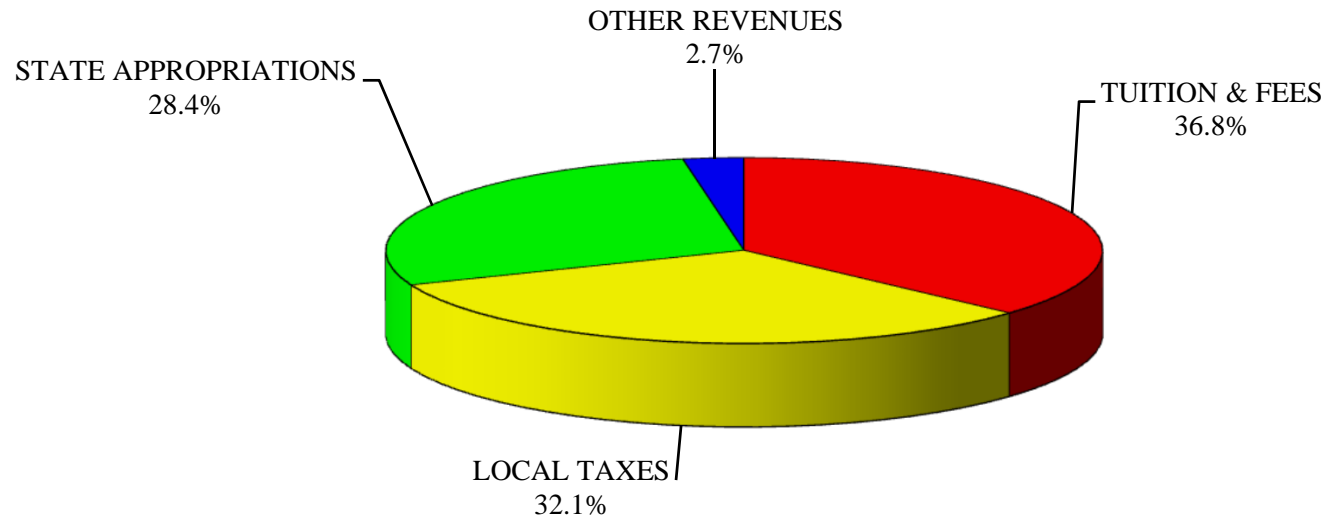
	2017-18 BUDGET	ORIGINAL 2016-17 BUDGET	CHANGE	PERCENT CHANGE
<u>REVENUES AND OTHER SOURCES</u>				
TUITION AND FEES	\$ 6,579,962	\$ 6,060,949	\$ 519,013	8.56%
LOCAL TAXES	5,750,000	5,900,000	(150,000)	-2.54%
STATE APPROPRIATIONS	5,073,686	4,634,704	438,982	9.47%
STATE GRANTS	335,984	312,758	23,226	7.43%
FEDERAL GRANTS	475,242	432,067	43,175	9.99%
INTEREST / OTHER INCOME	502,000	578,000	(76,000)	-13.15%
AUXILIARY INCOME	2,970,772	2,880,851	89,921	3.12%
(ACCUMULATION)/ USE OF CASH RESERVES	(650,000)	(505,000)	(145,000)	28.71%
TOTAL REVENUES	<u>\$ 21,037,646</u>	<u>\$ 20,294,329</u>	<u>\$ 743,317</u>	<u>3.66%</u>
<u>EXPENDITURES</u>				
UNRESTRICTED FUND EXPENDITURES	\$ 16,777,731	\$ 16,208,610	\$ 569,121	3.51%
AUXILIARY FUND EXPENDITURES	3,253,689	3,335,894	(82,205)	-2.46%
RESTRICTED FUND EXPENDITURES	811,226	749,825	61,401	8.19%
BUDGETED CONSTRUCTION PROJECTS	195,000	-	195,000	
TOTAL EXPENDITURES	<u>\$ 21,037,646</u>	<u>\$ 20,294,329</u>	<u>\$ 743,317</u>	<u>3.66%</u>

PANOLA COLLEGE
 CURRENT UNRESTRICTED FUND REVENUES AND EXPENDITURES
 2017-18 BUDGET & 2016-17 BUDGET COMPARISON

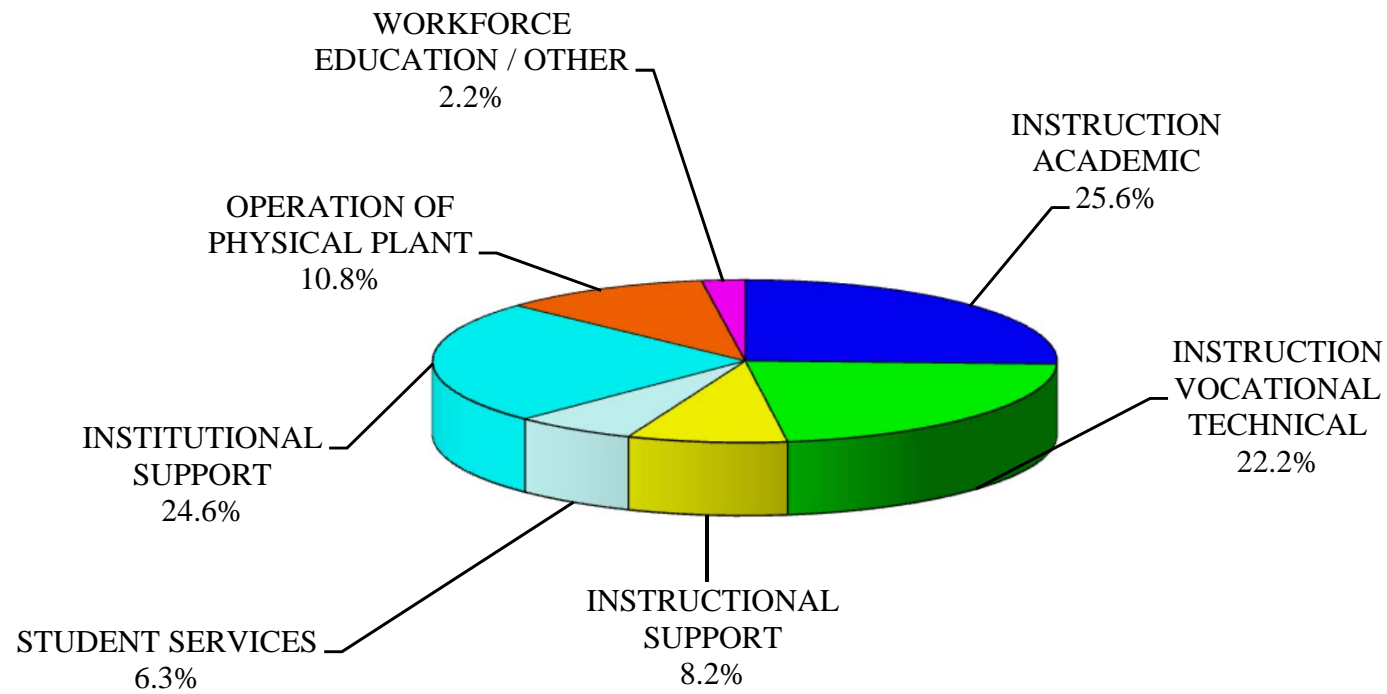
<u>REVENUE SOURCE</u>	CARTHAGE CAMPUS	MARSHALL CENTER	SHELBY CENTER	2017-18 BUDGET	ORIGINAL 2016-17 BUDGET
TUITION AND FEES	\$ 5,843,006	\$ 178,317	\$ 558,639	\$ 6,579,962	\$ 6,060,949
LOCAL TAXES	5,750,000	-	-	5,750,000	5,900,000
STATE APPROPRIATIONS (ALLOCATED)	4,505,433	137,497	430,756	5,073,686	4,634,704
INTEREST INCOME	100,000	-	-	100,000	50,000
TRANSFERS-IN FROM UNEXPENDED RESERVES	-	-	-	-	-
OTHER REVENUES	346,320	10,569	33,111	390,000	501,000
TOTAL REVENUES	\$ 16,544,759	\$ 326,383	\$ 1,022,506	\$ 17,893,648	\$ 17,146,653
 <u>EXPENDITURES</u>					
INSTRUCTION ACADEMIC	\$ 3,597,313	\$ 270,913	\$ 434,061	\$ 4,302,287	\$ 4,200,891
INSTRUCTION VOCATIONAL TECHNICAL	3,112,671	22,183	589,368	3,724,222	3,683,300
INSTRUCTIONAL SUPPORT	1,382,202	-	-	1,382,202	1,309,952
STUDENT SERVICES	1,059,242	-	-	1,059,242	987,079
INSTITUTIONAL SUPPORT	4,122,105	-	-	4,122,105	3,890,214
OPERATION OF PHYSICAL PLANT	1,758,017	6,000	47,900	1,811,917	1,799,625
WORKFORCE EDUCATION / OTHER	334,756	19,400	21,600	375,756	337,549
TOTAL EXPENDITURES	\$ 15,366,306	\$ 318,496	\$ 1,092,929	\$ 16,777,731	\$ 16,208,610
TRANSFERS TO OTHER FUNDS	1,115,917	-	-	1,115,917	938,043
TOTAL EXPENDITURES AND TRANSFERS-OUT	\$ 16,482,223	\$ 318,496	\$ 1,092,929	\$ 17,893,648	\$ 17,146,653

Current Unrestricted Funds

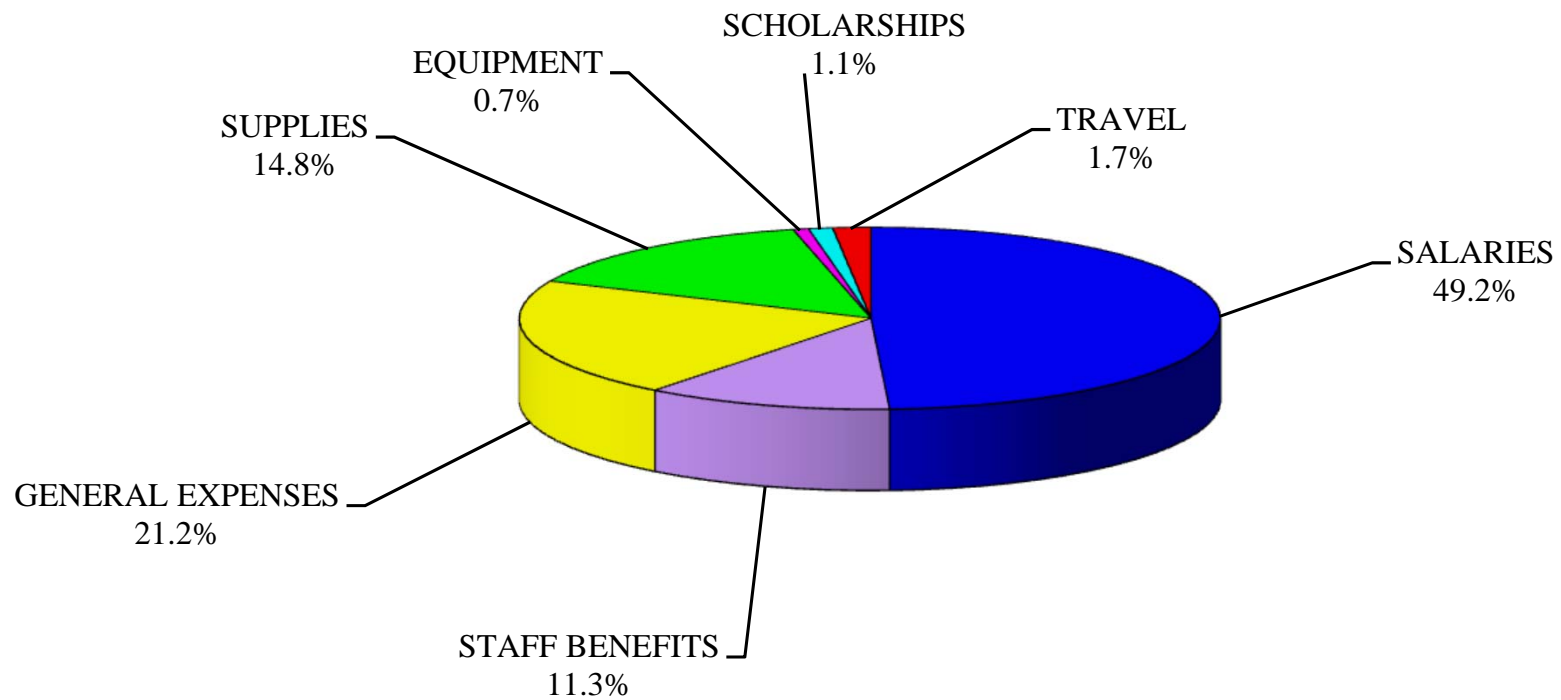
Revenues by Major Function



Current Unrestricted Fund Expenditures by Function



Current Unrestricted Fund Expenditures by Object



PANOLA COLLEGE
 CURRENT UNRESTRICTED FUND EXPENDITURES
 EXPENDITURE FUNCTIONAL BUDGET
 2017-18

EXPENDITURES	CARTHAGE CAMPUS	MARSHALL CENTER	SHELBY CENTER	TOTAL 2017-18
<u>ACADEMIC INSTRUCTION</u>				
INSTRUCTIONAL ADMINISTRATION	\$ 539,240	\$ -	\$ -	\$ 539,240
BIOLOGY	509,582	-	96,101	605,683
PHYSICS / CHEMISTRY	102,027	-	-	102,027
PHYSICAL EDUCATION	367,658	11,105	-	378,763
WELLNESS CENTER	23,860	-	-	23,860
VOCAL MUSIC	120,316	-	-	120,316
INSTRUMENTAL MUSIC	89,818	-	-	89,818
SPEECH	104,959	8,192	2,046	115,197
DRAMA	117,292	-	-	117,292
ART	91,446	6,782	-	98,228
SPANISH	82,484	-	-	82,484
ENGLISH	320,124	13,326	19,989	353,439
EDUCATION	30,539	-	-	30,539
JOURNALISM	75,212	-	-	75,212
MATHEMATICS	188,392	4,306	-	192,698
POLITICAL SCIENCE	114,459	-	-	114,459
HISTORY	109,203	2,153	10,765	122,121
SOCIOLOGY	89,976	4,702	-	94,678
BUSINESS	76,985	-	-	76,985
PSYCHOLOGY	106,293	6,929	5,446	118,668
DEVELOPMENTAL SKILLS	337,448	27,312	13,309	378,069
ACADEMIC RELATED	-	186,106	286,405	472,511
TOTAL ACADEMIC INSTRUCTION	\$ 3,597,313	\$ 270,913	\$ 434,061	\$ 4,302,287
<u>OTHER INSTRUCTION</u>				
WORKFORCE EDUCATION	\$ 334,756	\$ 19,400	\$ 21,600	\$ 375,756
TOTAL OTHER INSTRUCTION	\$ 334,756	\$ 19,400	\$ 21,600	\$ 375,756

PANOLA COLLEGE
 CURRENT UNRESTRICTED FUND EXPENDITURES
 EXPENDITURE FUNCTIONAL BUDGET
 2017-18

EXPENDITURES	CARTHAGE CAMPUS	MARSHALL CENTER	SHELBY CENTER	TOTAL 2017-18
<u>VOCATIONAL TECHNICAL INSTRUCTION</u>				
AGRICULTURE	\$ 14,668	\$ -	\$ -	\$ 14,668
OFFICE SYSTEMS TECHNOLOGY	105,355	-	-	105,355
COMPUTER INFORMATION SYSTEMS	197,571	2,470	2,248	202,289
WELDING	115,233	-	124,040	239,273
COSMETOLOGY	146,945	-	88,354	235,299
MEDICAL LABORATORY TECHNICIAN	145,267	-	-	145,267
MEDICAL ASSISTANT	85,677	-	-	85,677
OCCUPATIONAL THERAPY ASSISTING	339,270	-	-	339,270
HEALTH INFORMATION TECHNOLOGY	157,622	6,000	-	163,622
ASSOCIATE DEGREE NURSING	1,050,871	-	-	1,050,871
VOCATIONAL NURSING	241,353	-	267,883	509,236
CERTIFIED NURSE AID	95,619	13,713	9,383	118,715
EMERGENCY MEDICAL TECHNICIAN	99,001	-	-	99,001
INDUSTRIAL TECHNOLOGY	318,219	-	97,460	415,679
TOTAL VOCATIONAL TECHNICAL INSTRUCTION	\$ 3,112,671	\$ 22,183	\$ 589,368	\$ 3,724,222
<u>INSTRUCTIONAL SUPPORT</u>				
LIBRARY	\$ 491,232	\$ -	\$ -	\$ 491,232
DISTANCE LEARNING	434,496	-	-	434,496
COMPUTER SERVICES	456,474	-	-	456,474
TOTAL INSTRUCTIONAL SUPPORT	\$ 1,382,202	\$ -	\$ -	\$ 1,382,202
<u>INSTITUTIONAL SUPPORT</u>				
GOVERNING BOARD OF TRUSTEES	\$ 82,150	\$ -	\$ -	\$ 82,150
PRESIDENT'S OFFICE	336,673	-	-	336,673
BUSINESS & FISCAL MANAGEMENT	689,250	-	-	689,250
COLLEGE RELATIONS / SERVICES	250,605	-	-	250,605
GRANTS	40,267	-	-	40,267
GENERAL INSTITUTIONAL	2,053,022	-	-	2,053,022
CAMPUS SECURITY	387,339	-	-	387,339
STAFF BENEFITS	177,480	-	-	177,480
INSTITUTIONAL RESEARCH	86,169	-	-	86,169
INSTITUTIONAL EFFECTIVENESS / SACS	19,150	-	-	19,150
TOTAL INSTITUTIONAL SUPPORT	\$ 4,122,105	\$ -	\$ -	\$ 4,122,105

PANOLA COLLEGE
 CURRENT UNRESTRICTED FUND EXPENDITURES
 EXPENDITURE FUNCTIONAL BUDGET
 2017-18

EXPENDITURES	CARTHAGE CAMPUS	MARSHALL CENTER	SHELBY CENTER	TOTAL 2017-18
<u>STUDENT SERVICES</u>				
STUDENT SERVICES ADMINISTRATION	\$ 274,069	\$ -	\$ -	\$ 274,069
ADMISSIONS & REGISTRAR	227,007	-	-	227,007
STUDENT ACTIVITIES	53,398	-	-	53,398
STUDENT SENATE	6,140	-	-	6,140
FINANCIAL AID	198,064	-	-	198,064
GUIDANCE & COUNSELING	175,279	-	-	175,279
TESTING	124,885	-	-	124,885
HONORS PROGRAM	400	-	-	400
TOTAL STUDENT SERVICES	<u>\$ 1,059,242</u>	<u>\$ -</u>	<u>\$ -</u>	<u>\$ 1,059,242</u>
<u>PHYSICAL PLANT</u>				
GENERAL SERVICES	\$ 1,223,962	\$ -	\$ -	\$ 1,223,962
UTILITIES	534,055	6,000	47,900	587,955
TOTAL PHYSICAL PLANT	<u>\$ 1,758,017</u>	<u>\$ 6,000</u>	<u>\$ 47,900</u>	<u>\$ 1,811,917</u>
TOTAL EXPENDITURES BEFORE TRANSFERS AND OTHER USES	<u>\$ 15,366,306</u>	<u>\$ 318,496</u>	<u>\$ 1,092,929</u>	<u>\$ 16,777,731</u>
<u>TRANSFERS-OUT</u>				
TRANSFER TO AUXILIARY	\$ 270,917	\$ -	\$ -	\$ 270,917
TRANSFER TO CAPITAL IMPROVEMENTS FUND	845,000	-	-	845,000
TOTAL TRANSFERS-OUT	<u>\$ 1,115,917</u>	<u>\$ -</u>	<u>\$ -</u>	<u>\$ 1,115,917</u>
TOTAL EXPENDITURES & TRANSFERS-OUT	<u><u>\$ 16,482,223</u></u>	<u><u>\$ 318,496</u></u>	<u><u>\$ 1,092,929</u></u>	<u><u>\$ 17,893,648</u></u>

PANOLA COLLEGE
CURRENT UNRESTRICTED FUND EXPENDITURES
EXPENDITURES OBJECT BUDGET
2017-18

FUNCTION	STAFF SALARIES	GENERAL BENEFITS	EXPENSES	SUPPLIES	EQUIPMENT	SCHOLAR-SHIPS	TRAVEL	TOTAL WITHOUT SALARIES	TOTAL BUDGET 2017-18
CARTHAGE CAMPUS									
<u>ACADEMIC INSTRUCTION</u>									
ACADEMIC ADMINISTRATION	\$ 377,749	\$ 78,986	\$ 53,725	\$ 6,500	\$ 5,800	\$ -	\$ 16,480	\$ 161,491	\$ 539,240
BIOLOGY	405,081	73,516	9,985	19,500	-	-	1,500	104,501	509,582
PHYSICS / CHEMISTRY	82,404	13,363	1,160	4,500	-	-	600	19,623	102,027
PHYSICAL EDUCATION	301,225	51,333	300	4,800	10,000	-	-	66,433	367,658
WELLNESS CENTER	15,500	1,010	6,550	800	-	-	-	8,360	23,860
VOCAL MUSIC	81,991	16,856	3,969	10,000	-	-	7,500	38,325	120,316
INSTRUMENTAL MUSIC	66,560	7,918	5,340	4,000	-	-	6,000	23,258	89,818
SPEECH	87,112	14,112	735	500	-	-	2,500	17,847	104,959
DRAMA	67,373	13,744	5,350	15,150	175	-	15,500	49,919	117,292
ART	72,348	15,998	950	1,675	-	-	475	19,098	91,446
SPANISH	68,419	13,160	305	300	-	-	300	14,065	82,484
ENGLISH	269,402	46,992	1,430	800	-	-	1,500	50,722	320,124
EDUCATION	24,706	2,888	1,545	900	-	-	500	5,833	30,539
JOURNALISM	57,372	11,870	720	3,300	-	-	1,950	17,840	75,212
MATHEMATICS	154,059	30,833	1,750	1,000	-	-	750	34,333	188,392
POLITICAL SCIENCE	96,815	14,959	1,285	200	1,000	-	200	17,644	114,459
HISTORY	90,593	14,320	1,040	1,400	-	-	1,850	18,610	109,203
SOCIOLOGY	71,705	15,611	110	200	-	-	2,350	18,271	89,976
BUSINESS	62,775	12,740	175	295	800	-	200	14,210	76,985
PSYCHOLOGY	89,136	16,187	570	200	-	-	200	17,157	106,293
DEVELOPMENTAL SKILLS	271,516	53,557	5,575	2,000	800	-	4,000	65,932	337,448
TOTAL ACADEMIC INSTRUCTION	\$ 2,813,841	\$ 519,953	\$ 102,569	\$ 78,020	\$ 18,575	\$ -	\$ 64,355	\$ 783,472	\$ 3,597,313

PANOLA COLLEGE
CURRENT UNRESTRICTED FUND EXPENDITURES
EXPENDITURES OBJECT BUDGET
2017-18

FUNCTION	STAFF SALARIES	GENERAL BENEFITS	GENERAL EXPENSES	SUPPLIES	EQUIPMENT	SCHOLAR-SHIPS	TRAVEL	TOTAL WITHOUT SALARIES	TOTAL BUDGET 2017-18
CARTHAGE CAMPUS									
<u>VOCATIONAL INSTRUCTION</u>									
AGRICULTURE	\$ 10,000	\$ 1,168	\$ 500	\$ -	\$ -	\$ -	\$ 3,000	\$ 4,668	\$ 14,668
OFFICE SYSTEMS TECHNOLOGY	85,382	16,603	1,020	1,650	500	-	200	19,973	105,355
COMPUTER INFORMATION SYSTEMS	162,887	29,914	1,170	1,500	500	-	1,600	34,684	197,571
WELDING	68,363	13,860	2,510	30,000	-	-	500	46,870	115,233
COSMETOLOGY	107,766	22,129	2,450	11,600	1,000	-	2,000	39,179	146,945
MEDICAL LABORATORY TECHNICIAN	111,073	16,714	3,900	10,080	-	-	3,500	34,194	145,267
MEDICAL ASSISTANT	62,708	11,060	1,109	7,000	800	-	3,000	22,969	85,677
OCCUPATIONAL THERAPY ASSISTING	272,141	42,416	6,195	14,518	-	-	4,000	67,129	339,270
HEALTH INFORMATION TECHNOLOGY	119,092	22,795	7,175	6,760	-	-	1,800	38,530	157,622
ASSOCIATE DEGREE NURSING	755,588	150,693	8,290	121,800	1,600	-	12,900	295,283	1,050,871
VOCATIONAL NURSING	152,231	36,480	2,042	39,850	2,600	-	8,150	89,122	241,353
CERTIFIED NURSE AID	67,767	11,652	-	12,500	2,000	-	1,700	27,852	95,619
EMERGENCY MEDICAL TECHNICIAN	71,002	14,169	7,155	5,000	-	-	1,675	27,999	99,001
INDUSTRIAL TECHNOLOGY	255,858	50,561	2,050	4,650	-	-	5,100	62,361	318,219
TOTAL VOCATIONAL TECHNICAL INSTRUCTION	\$ 2,301,858	\$ 440,214	\$ 45,566	\$ 266,908	\$ 9,000	\$ -	\$ 49,125	\$ 810,813	\$ 3,112,671
<u>INSTRUCTIONAL SUPPORT</u>									
LIBRARY	\$ 311,966	\$ 67,521	\$ 102,045	\$ 6,500	\$ -	\$ -	\$ 3,200	\$ 179,266	\$ 491,232
DISTANCE LEARNING	292,672	62,318	65,506	6,000	-	-	8,000	141,824	434,496
COMPUTER SERVICES	316,194	69,793	33,888	2,000	23,884	-	10,715	140,280	456,474
TOTAL INSTRUCTIONAL SUPPORT	\$ 920,832	\$ 199,632	\$ 201,439	\$ 14,500	\$ 23,884	\$ -	\$ 21,915	\$ 461,370	\$ 1,382,202
<u>OTHER INSTRUCTIONAL</u>									
WORKFORCE EDUCATION	\$ 243,608	\$ 31,598	\$ 22,050	\$ 31,000	\$ -	\$ -	\$ 6,500	\$ 91,148	\$ 334,756
TOTAL OTHER INSTRUCTIONAL	\$ 243,608	\$ 31,598	\$ 22,050	\$ 31,000	\$ -	\$ -	\$ 6,500	\$ 91,148	\$ 334,756

PANOLA COLLEGE
CURRENT UNRESTRICTED FUND EXPENDITURES
EXPENDITURES OBJECT BUDGET
2017-18

FUNCTION	SALARIES	STAFF BENEFITS	GENERAL EXPENSES	SUPPLIES	EQUIPMENT	SCHOLAR- SHIPS	TRAVEL	TOTAL WITHOUT SALARIES	TOTAL BUDGET 2017-18
CARTHAGE CAMPUS									
<u>INSTITUTIONAL SUPPORT</u>									
GOVERNING BOARD OF TRUSTEES	\$ -	\$ 50,000	\$ 28,650	\$ 1,000	\$ -	\$ -	\$ 2,500	\$ 82,150	\$ 82,150
PRESIDENT'S OFFICE	267,870	54,908	2,495	1,400	-	-	10,000	68,803	336,673
BUSINESS & FISCAL MANAGEMENT	515,722	107,678	47,950	7,000	2,000	-	8,900	173,528	689,250
COLLEGE RELATIONS / SERVICES	113,593	22,586	109,526	1,500	-	-	3,400	137,012	250,605
GRANTS	31,722	5,570	1,475	100	300	-	1,100	8,545	40,267
GENERAL INSTITUTIONAL	60,230	14,416	1,945,376	13,000	-	20,000	-	1,992,792	2,053,022
CAMPUS SECURITY	256,332	76,772	42,085	4,450	4,200	-	3,500	131,007	387,339
STAFF BENEFITS	-	177,480	-	-	-	-	-	177,480	177,480
INSTITUTIONAL RESEARCH	57,677	10,472	820	200	15,000	-	2,000	28,492	86,169
INSTITUTIONAL EFFECTIVENESS / SACS	-	-	1,200	300	-	-	17,650	19,150	19,150
TOTAL INSTITUTIONAL SUPPORT	\$ 1,303,146	\$ 519,882	\$ 2,179,577	\$ 28,950	\$ 21,500	\$ 20,000	\$ 49,050	\$ 2,818,959	\$ 4,122,105
<u>STUDENT SERVICES</u>									
STUDENT SERVICES ADMINISTRATION	\$ 186,534	\$ 38,435	\$ 34,600	\$ 5,000	\$ -	\$ -	\$ 9,500	\$ 87,535	\$ 274,069
ADMISSIONS & REGISTRAR	168,193	38,369	11,550	6,000	-	-	2,895	58,814	227,007
STUDENT ACTIVITIES	34,682	7,411	10,105	1,200	-	-	-	18,716	53,398
STUDENT SENATE	-	-	1,140	1,000	-	-	4,000	6,140	6,140
FINANCIAL AID	119,629	27,960	43,575	650	-	-	6,250	78,435	198,064
GUIDANCE & COUNSELING	137,538	33,141	2,200	400	-	-	2,000	37,741	175,279
TESTING	79,396	16,739	25,700	550	-	-	2,500	45,489	124,885
HONORS PROGRAM	-	-	400	-	-	-	-	400	400
TOTAL STUDENT SERVICES	\$ 725,972	\$ 162,055	\$ 129,270	\$ 14,800	\$ -	\$ -	\$ 27,145	\$ 333,270	\$ 1,059,242
<u>PHYSICAL PLANT</u>									
GENERAL SERVICES	\$ 295,732	\$ 99,765	\$ 696,565	\$ 98,900	\$ 17,500	\$ -	\$ 15,500	\$ 928,230	\$ 1,223,962
UTILITIES	-	-	534,055	-	-	-	-	534,055	534,055
TOTAL PHYSICAL PLANT	295,732	99,765	1,230,620	98,900	17,500	-	15,500	1,462,285	1,758,017
TOTAL CARTHAGE CAMPUS	\$ 8,604,989	\$ 1,973,099	\$ 3,911,091	\$ 533,078	\$ 90,459	\$ 20,000	\$ 233,590	\$ 6,761,317	\$ 15,366,306

PANOLA COLLEGE
CURRENT UNRESTRICTED FUND EXPENDITURES
EXPENDITURES OBJECT BUDGET
2017-18

FUNCTION	SALARIES	STAFF BENEFITS	GENERAL EXPENSES	SUPPLIES	EQUIPMENT	SCHOLAR- SHIPS	TRAVEL	TOTAL WITHOUT SALARIES	TOTAL BUDGET 2017-18
<u>MARSHALL CENTER</u>									
MARSHALL MALL CENTER	\$ 95,280	\$ 22,176	\$ 61,300	\$ 5,350	\$ 600	\$ -	\$ 1,400	\$ 90,826	\$ 186,106
UTILITIES	-	-	6,000	-	-	-	-	6,000	6,000
COMPUTER INFORMATION SYSTEMS	2,212	258	-	-	-	-	-	258	2,470
HEALTH INFORMATION TECHNOLOGY	5,000	1,000	-	-	-	-	-	1,000	6,000
CERTIFIED NURSING AID	12,278	1,435	-	-	-	-	-	1,435	13,713
PHYSICAL EDUCATION	10,000	1,105	-	-	-	-	-	1,105	11,105
SPEECH	7,335	857	-	-	-	-	-	857	8,192
ART	6,300	482	-	-	-	-	-	482	6,782
ENGLISH	12,000	1,326	-	-	-	-	-	1,326	13,326
HISTORY	2,000	153	-	-	-	-	-	153	2,153
SOCIOLOGY	4,210	492	-	-	-	-	-	492	4,702
PSYCHOLOGY	6,203	726	-	-	-	-	-	726	6,929
DEVELOPMENTAL SKILLS	24,454	2,858	-	-	-	-	-	2,858	27,312
WORKFORCE EDUCATION	18,000	1,400	-	-	-	-	-	1,400	19,400
TOTAL MARSHALL CENTER	\$ 205,272	\$ 34,268	\$ 67,300	\$ 5,350	\$ 600	\$ -	\$ 1,400	\$ 108,918	\$ 314,190
<u>SHELBY CENTER</u>									
SHELBY COLLEGE CENTER	\$ 166,650	\$ 43,465	\$ 26,600	\$ 3,940	\$ 44,250	\$ -	\$ 1,500	\$ 119,755	\$ 286,405
UTILITIES	-	-	47,900	-	1,600	-	12,900	62,400	62,400
COMPUTER INFORMATION SYSTEMS	2,013	235	-	-	-	-	-	235	2,248
VOCATIONAL NURSING	207,634	47,334	1,515	11,400	-	-	-	60,249	267,883
CERTIFIED NURSING AID	8,400	983	-	-	-	-	-	983	9,383
WELDING	68,241	13,139	7,160	35,000	-	-	500	55,799	124,040
COSMETOLOGY	61,475	14,659	2,220	8,100	1,000	-	900	26,879	88,354
INDUSTRIAL TECHNOLOGY	72,028	13,582	4,100	4,650	-	-	3,100	25,432	97,460
BIOLOGY	77,806	16,395	100	1,500	-	-	300	18,295	96,101
SPEECH	1,833	213	-	-	-	-	-	213	2,046
ENGLISH	18,000	1,989	-	-	-	-	-	1,989	19,989
MATHEMATICS	4,000	306	-	-	-	-	-	306	4,306
HISTORY	10,000	765	-	-	-	-	-	765	10,765
PSYCHOLOGY	4,876	570	-	-	-	-	-	570	5,446
DEVELOPMENTAL SKILLS	11,916	1,393	-	-	-	-	-	1,393	13,309
WORKFORCE EDUCATION	20,000	1,600	-	-	-	-	-	1,600	21,600
TOTAL SHELBY CENTER	\$ 734,872	\$ 156,628	\$ 89,595	\$ 64,590	\$ 46,850	\$ -	\$ 19,200	\$ 376,863	\$ 1,111,735
GRAND TOTAL ALL ALLOCATIONS	\$ 9,545,133	\$ 2,163,995	\$ 4,067,986	\$ 603,018	\$ 137,909	\$ 20,000	\$ 254,190	\$ 7,247,098	\$ 16,792,231

PANOLA COLLEGE
AUXILIARY FUNDS
2017-18 BUDGET & 2016-17 BUDGET COMPARISON

<u>REVENUE SOURCE</u>	<u>2017-18 BUDGET</u>	<u>ORIGINAL 2016-17 BUDGET</u>
COLLEGE STORE SALES	\$ 1,755,772	\$ 1,657,851
FOOD SERVICE	670,000	667,000
HOUSING	545,000	556,000
INTEREST INCOME	2,000	2,000
MISCELLANEOUS	10,000	15,000
TOTAL BUDGETED REVENUE	<u>\$ 2,982,772</u>	<u>\$ 2,897,851</u>
TRANSFERS-IN FROM UNRESTRICTED FUND	270,917	732,043
TOTAL BUDGETED REVENUE & TRANSFERS-IN	<u>\$ 3,253,689</u>	<u>\$ 3,629,894</u>
 <u>EXPENDITURES</u>		
COLLEGE STORE	\$ 1,644,507	\$ 1,569,726
FOOD SERVICE	699,885	699,885
ATHLETICS	864,872	1,293,289
HOUSING	44,425	66,994
TOTAL BUDGETED EXPENDITURES	<u>\$ 3,253,689</u>	<u>\$ 3,629,894</u>

PANOLA COLLEGE
AUXILIARY FUND
EXPENDITURES OBJECT BUDGET
2017-18

FUNCTION	STAFF		GENERAL		SCHOLAR-		TRAVEL		TOTAL	TOTAL
	SALARIES	BENEFITS	EXPENSES	SUPPLIES	EQUIPMENT	SHIPS			WITHOUT	BUDGET
									SALARIES	2017-18
<u>ATHLETICS</u>										
MEN'S BASKETBALL	\$ 43,229	\$ 16,540	\$ 20,458	\$ 19,500	\$ -	\$ 42,360	\$ 18,400	\$ 117,258	\$ 160,487	
MEN'S BASEBALL	45,908	23,991	35,300	23,000	-	63,540	22,400	168,231	214,139	
WOMEN'S BASKETBALL	44,108	19,032	20,860	19,600	-	42,360	17,600	119,452	163,560	
ATHLETIC DIRECTOR	-	-	54,800	4,000	-	-	-	58,800	58,800	
RODEO TEAM	49,592	17,503	4,880	17,100	-	16,840	21,000	77,323	126,915	
VOLLEYBALL	43,668	16,595	16,500	13,600	-	36,000	14,608	97,303	140,971	
TOTAL ATHLETICS	226,505	93,661	152,798	96,800	-	201,100	94,008	638,367	864,872	
COLLEGE STORE	74,427	13,397	2,683	1,551,750	-	-	2,250	1,570,080	1,644,507	
FOOD SERVICE	-	-	-	699,885	-	-	-	699,885	699,885	
RESIDENCE LIFE	8,736	1,333	21,250	8,106	5,000	-	-	35,689	44,425	
TOTAL AUXILIARY FUNDS	\$ 309,668	\$ 108,391	\$ 176,731	\$ 2,356,541	\$ 5,000	\$ 201,100	\$ 96,258	\$ 2,944,021	\$ 3,253,689	

PANOLA COLLEGE
CURRENT RESTRICTED FUND REVENUES
2017-18 BUDGET

	<u>TOTAL 2017-18</u>
<u>STATE SOURCES</u>	
TEXAS EDUCATION OPPORTUNITY GRANT	235,350
TEXAS WORK STUDY	15,134
ADULT BASIC EDUCATION GRANTS	<u>85,500</u>
TOTAL STATE SOURCES	<u>335,984</u>
<u>FEDERAL SOURCES</u>	
CWS AWARDS	37,684
CARL PERKINS GRANT	290,515
ADULT BASIC EDUCATION GRANTS	<u>147,043</u>
TOTAL FEDERAL SOURCES	<u>475,242</u>
TOTAL CURRENT RESTRICTED FUND REVENUES	<u>\$ 811,226</u>

PANOLA COLLEGE
CAPITAL IMPROVEMENTS FUND
2017-18 BUDGET

<u>TRANSFERS-IN</u>	<u>TOTAL 2017-18</u>
TRANSFERS-IN FROM UNRESTRICTED FUND	\$ 845,000
TOTAL BUDGETED TRANSERS-IN	<u>\$ 845,000</u>
<u>PROJECTS</u>	
CONSTRUCTION PROJECTS	
DIRECTION SIGNS FOR THE CARTHAGE CAMPUS	150,000
SMITH BUILDING - RESTROOMS	<u>45,000</u>
TOTAL BUDGETED PROJECTS	<u>195,000</u>
ADDITION (REDUCTION) TO CAPITAL IMPROVEMENTS FUND	<u><u>\$ 650,000</u></u>